

PIRELLI Qatar Round, 25 - 27 October 2018

World Superbike - Free Practices Combined Results

Losail International Circuit 5.380 m

No.	Rider	Nat	Team	Bike	Class	FP1	FP2	FP3	Time	Gap	Rel.	Avg Laps
1	50 E. LAVERTY	IRL	Milwaukee Aprilia	Aprilia RSV4 RF		1'58.527	1'57.681	1'57.323	1'57.323			165,083 44
2	1 J. REA	GBR	Kawasaki Racing Team WorldSBK	Kawasaki ZX-10RR		1'59.290	1'58.198	1'57.506	1'57.506	0.183	0.183	164,826 32
3	66 T. SYKES	GBR	Kawasaki Racing Team WorldSBK	Kawasaki ZX-10RR		2'00.227	1'58.221	1'57.514	1'57.514	0.191	0.008	164,814 46
4	22 A. LOWES	GBR	Pata Yamaha Official WorldSBK Team	Yamaha YZF R1		2'00.066	1'57.656	1'58.166	1'57.656	0.333	0.142	164,615 51
5	32 L. SAVADORI	ITA	Milwaukee Aprilia	Aprilia RSV4 RF		2'00.454	1'58.470	1'57.799	1'57.799	0.476	0.143	164,416 44
6	76 L. BAZ	FRA	GULF ALTHEA BMW Racing Team	BMW S 1000 RR		2'00.409	1'58.453	1'57.922	1'57.922	0.599	0.123	164,244 50
7	33 M. MELANDRI	ITA	Aruba.it Racing - Ducati	Ducati Panigale R		1'59.468	1'58.351	1'57.924	1'57.924	0.601	0.002	164,241 47
8	60 M. VAN DER MARK	NED	Pata Yamaha Official WorldSBK Team	Yamaha YZF R1		2'01.528	1'58.732	1'57.980	1'57.980	0.657	0.056	164,163 33
9	7 C. DAVIES	GBR	Aruba.it Racing - Ducati	Ducati Panigale R		2'00.708	1'59.015	1'58.046	1'58.046	0.723	0.066	164,072 40
10	54 T. RAZGATLIOGLU	TUR	Kawasaki Puccetti Racing	Kawasaki ZX-10RR	IND	2'00.394	1'59.043	1'58.054	1'58.054	0.731	0.008	164,061 44
11	36 L. MERCADO	ARG	Orelac Racing VerdNatura	Kawasaki ZX-10RR	IND	2'01.135	1'59.382	1'58.173	1'58.173	0.850	0.119	163,895 46
12	12 X. FORES	ESP	Barni Racing Team	Ducati Panigale R	IND	1'59.933	1'58.241	1'58.312	1'58.241	0.918	0.068	163,801 43
13	45 J. GAGNE	USA	Red Bull Honda World Superbike Team	Honda CBR1000RR		2'00.137	1'59.242	1'58.556	1'58.556	1.233	0.315	163,366 44
14	2 L. CAMIER	GBR	Red Bull Honda World Superbike Team	Honda CBR1000RR		1'59.918	1'59.280	1'59.214	1'59.214	1.891	0.658	162,464 29
15	40 R. RAMOS	ESP	Team GoEleven Kawasaki	Kawasaki ZX-10RR	IND	2'01.501	2'00.130	1'59.785	1'59.785	2.462	0.571	161,690 46
16	16 G. RUIU	ITA	Team Pedercini Racing	Kawasaki ZX-10RR	IND	2'01.875	2'00.478	1'59.951	1'59.951	2.628	0.166	161,466 37
17	77 M. SCHEIB	CHI	MV Agusta Reparto Corse	MV Agusta 1000 F4		2'02.589	2'01.465	2'00.505	2'00.505	3.182	0.554	160,724 47
18	96 J. SMRZ	CZE	Guandalini Racing	Yamaha YZF R1	IND	2'02.179			2'02.179	4.856	1.674	158,522 13

N.96 (Smrz J.) has been declared unfit after FP1

25/10/2018

These data/results cannot be reproduced, stored and/or transmitted in whole or in part by any manner of electronic, mechanical, photocopying, recording, broadcasting or otherwise now known or herein after developed without the previous express consent by the copyright owner, except for reproduction in daily press and regular printed publications on sale to the public within 60 days of the event related to those data/results and always provided that copyright symbol appears together as follows below.

© DORNA WSBK ORGANIZATION Srl 2018

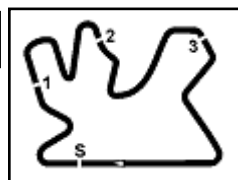
PIRELLI PERUGIA TIMING



Official Tyre Supplier



Official Timekeeper



PIRELLI Qatar Round, 25 - 27 October 2018

World Superbike - Results Free Practice 3rd Session

Losail International Circuit 5.380 m

1 / 2

No.	Rider	Nat	Team	Bike	Class	Time	Gap	Rel.	Laps	Speed	
										Avg	Max
1	50 E. LAVERTY	IRL	Milwaukee Aprilia	Aprilia RSV4 RF		1'57.323			13	165,083	312,1
2	1 J. REA	GBR	Kawasaki Racing Team WorldSBK	Kawasaki ZX-10RR		1'57.506	0.183	0.183	15	164,826	311,2
3	66 T. SYKES	GBR	Kawasaki Racing Team WorldSBK	Kawasaki ZX-10RR		1'57.514	0.191	0.008	16	164,814	307,7
4	32 L. SAVADORI	ITA	Milwaukee Aprilia	Aprilia RSV4 RF		1'57.799	0.476	0.285	13	164,416	313,0
5	76 L. BAZ	FRA	GULF ALTHEA BMW Racing Team	BMW S 1000 RR		1'57.922	0.599	0.123	16	164,244	303,4
6	33 M. MELANDRI	ITA	Aruba.it Racing - Ducati	Ducati Panigale R		1'57.924	0.601	0.002	15	164,241	310,3
7	60 M. VAN DER MARK	NED	Pata Yamaha Official WorldSBK Team	Yamaha YZF R1		1'57.980	0.657	0.056	15	164,163	309,5
8	7 C. DAVIES	GBR	Aruba.it Racing - Ducati	Ducati Panigale R		1'58.046	0.723	0.066	14	164,072	307,7
9	54 T. RAZGATLIOGLU	TUR	Kawasaki Puccetti Racing	Kawasaki ZX-10RR	IND	1'58.054	0.731	0.008	15	164,061	307,7
10	22 A. LOWES	GBR	Pata Yamaha Official WorldSBK Team	Yamaha YZF R1		1'58.166	0.843	0.112	19	163,905	308,6
11	36 L. MERCADO	ARG	Orelac Racing VerdNatura	Kawasaki ZX-10RR	IND	1'58.173	0.850	0.007	15	163,895	306,8
12	12 X. FORES	ESP	Barni Racing Team	Ducati Panigale R	IND	1'58.312	0.989	0.139	14	163,703	307,7
13	45 J. GAGNE	USA	Red Bull Honda World Superbike Team	Honda CBR1000RR		1'58.556	1.233	0.244	16	163,366	306,8
14	2 L. CAMIER	GBR	Red Bull Honda World Superbike Team	Honda CBR1000RR		1'59.214	1.891	0.658	12	162,464	306,8
15	40 R. RAMOS	ESP	Team GoEleven Kawasaki	Kawasaki ZX-10RR	IND	1'59.785	2.462	0.571	16	161,690	305,9
16	16 G. RUIU	ITA	Team Pedercini Racing	Kawasaki ZX-10RR	IND	1'59.951	2.628	0.166	5	161,466	300,8
17	77 M. SCHEIB	CHI	MV Agusta Reparto Corse	MV Agusta 1000 F4		2'00.505	3.182	0.554	15	160,724	305,1
18	96 J. SMRZ	CZE	Guandalini Racing	Yamaha YZF R1	IND				0		

N.96 (Smrz J.) has been declared unfit after FP1

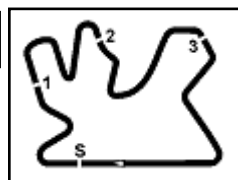
AIR	Humidity:	65%	Temp:	28°C
TRACK	Condition:	Dry	Temp:	29°C

Records	Pole (SP2)	2017	J.Rea	1'56.228	166,640	Km/h
	Race (RC2)	2016	J.Rea	1'56.974	165,580	Km/h
	Circuit (SP2)	2017	J.Rea	1'56.228	166,640	Km/h

Start 25/10/2018 20:45 End 21:27 The results are provisional until the end of the time limit for protests and appeals and the completion of the technical checks.

These data/results cannot be reproduced, stored and/or transmitted in whole or in part by any manner of electronic, mechanical, photocopying, recording, broadcasting or otherwise now known or herein after developed without the previous express consent by the copyright owner, except for reproduction in daily press and regular printed publications on sale to the public within 60 days of the event related to those data/results and always provided that copyright symbol appears together as follows below.

© DORNA WSBK ORGANIZATION Srl 2018



PIRELLI Qatar Round, 25 - 27 October 2018
World Superbike - Results Free Practice 3rd Session

Losail International Circuit 5.380 m

2 / 2

Session Highlights

Local Time	No. Rider	Description
20.45.00		Start
20.45.10		WorldSBK Pit Intervention Time: 56 secs
20.48.30	32 L. SAVADORI	On Asphalt - Re-Joined - Turn 1
20.50.50	66 T. SYKES	Lap Cancelled (1'57.561) - Exceeded Track Limits - Turn 15
20.53.46	22 A. LOWES	On Asphalt - Re-Joined - Turn 1
20.55.38	32 L. SAVADORI	On Asphalt - Re-Joined - Turn 4
20.57.05	16 G. RUIU	On Asphalt - Re-Joined - Turn 13
20.58.11	16 G. RUIU	Technical Problem - Turn 6
21.14.03	36 L. MERCADO	On Asphalt - Re-Joined - Turn 1
21.22.36	33 M. MELANDRI	On Asphalt - Re-Joined - Turn 1
21.27.12		End Of Session

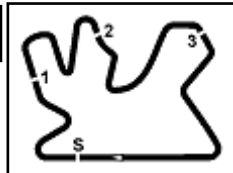
Fastest Laps Sequence

No.	Rider	Nat	Team	Bike	Local Time	Time	Gap	Avg
76	L. BAZ	FRA	GULF ALTHEA BMW Racing Team	BMW S 1000 RR	20:49'10.158	1'58.442		163,523
22	A. LOWES	GBR	Pata Yamaha Official WorldSBK Team	Yamaha YZF R1	20:49'26.416	1'58.210	-0.232	163,844
50	E. LAVERTY	IRL	Milwaukee Aprilia	Aprilia RSV4 RF	20:50'40.234	1'58.033	-0.177	164,090
1	J. REA	GBR	Kawasaki Racing Team WorldSBK	Kawasaki ZX-10RR	20:51'07.088	1'58.017	-0.016	164,112
66	T. SYKES	GBR	Kawasaki Racing Team WorldSBK	Kawasaki ZX-10RR	20:52'40.084	1'57.536	-0.481	164,784
1	J. REA	GBR	Kawasaki Racing Team WorldSBK	Kawasaki ZX-10RR	21:07'52.598	1'57.506	-0.030	164,826
50	E. LAVERTY	IRL	Milwaukee Aprilia	Aprilia RSV4 RF	21:23'47.127	1'57.323	-0.183	165,083

Start 20:45 End 21:27 The results are provisional until the end of the time limit for protests and appeals and the completion of the technical checks.

These data/results cannot be reproduced, stored and/or transmitted in whole or in part by any manner of electronic, mechanical, photocopying, recording, broadcasting or otherwise now known or herein after developed without the previous express consent by the copyright owner, except for reproduction in daily press and regular printed publications on sale to the public within 60 days of the event related to those data/results and always provided that copyright symbol appears together as follows below.

© DORNA WSBK ORGANIZATION Srl 2018



PIRELLI Qatar Round, 25 - 27 October 2018

World Superbike - Best Sectors & Speed Free Practice 3rd Session

Losail International Circuit 5.380 m

BEST LAP		
1	50 E. LAVERTY	Aprilia RSV4 RF 1'57.323
2	1 J. REA	Kawasaki ZX-10RR 1'57.506
3	66 T. SYKES	Kawasaki ZX-10RR 1'57.514
4	32 L. SAVADORI	Aprilia RSV4 RF 1'57.799
5	76 L. BAZ	BMW S 1000 RR 1'57.922
6	33 M. MELANDRI	Ducati Panigale R 1'57.924
7	60 M. VAN DER MARK	Yamaha YZF R1 1'57.980
8	7 C. DAVIES	Ducati Panigale R 1'58.046
9	54 T. RAZGATLIOGLU	Kawasaki ZX-10RR 1'58.054
10	22 A. LOWES	Yamaha YZF R1 1'58.166
11	36 L. MERCADO	Kawasaki ZX-10RR 1'58.173
12	12 X. FORES	Ducati Panigale R 1'58.312
13	45 J. GAGNE	Honda CBR1000RR 1'58.556
14	2 L. CAMIER	Honda CBR1000RR 1'59.214
15	40 R. RAMOS	Kawasaki ZX-10RR 1'59.785
16	16 G. RUIJU	Kawasaki ZX-10RR 1'59.951
17	77 M. SCHEIB	MV Agusta 1000 F4 2'00.505
18	96 J. SMRZ	Yamaha YZF R1

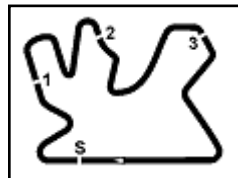
SPEED		
1	32 L. SAVADORI	Aprilia RSV4 RF 313,0
2	50 E. LAVERTY	Aprilia RSV4 RF 312,1
3	1 J. REA	Kawasaki ZX-10RR 311,2
4	33 M. MELANDRI	Ducati Panigale R 310,3
5	60 M. VAN DER MARK	Yamaha YZF R1 309,5
6	22 A. LOWES	Yamaha YZF R1 308,6
7	7 C. DAVIES	Ducati Panigale R 307,7
8	54 T. RAZGATLIOGLU	Kawasaki ZX-10RR 307,7
9	12 X. FORES	Ducati Panigale R 307,7
10	66 T. SYKES	Kawasaki ZX-10RR 307,7
11	45 J. GAGNE	Honda CBR1000RR 306,8
12	2 L. CAMIER	Honda CBR1000RR 306,8
13	36 L. MERCADO	Kawasaki ZX-10RR 306,8
14	40 R. RAMOS	Kawasaki ZX-10RR 305,9
15	77 M. SCHEIB	MV Agusta 1000 F4 305,1
16	76 L. BAZ	BMW S 1000 RR 303,4
17	16 G. RUIJU	Kawasaki ZX-10RR 300,8

SEG. 1			SEG. 2			SEG. 3			SEG. 4		
1	1 J. REA	25.461	1	50 E. LAVERTY	30.308	1	22 A. LOWES	28.764	1	50 E. LAVERTY	32.552
2	66 T. SYKES	25.477	2	1 J. REA	30.352	2	1 J. REA	28.821	2	66 T. SYKES	32.656
3	50 E. LAVERTY	25.498	3	66 T. SYKES	30.353	3	66 T. SYKES	28.829	3	33 M. MELANDRI	32.670
4	32 L. SAVADORI	25.503	4	76 L. BAZ	30.451	4	60 M. VAN DER MARK	28.861	4	1 J. REA	32.673
5	54 T. RAZGATLIOGLU	25.557	5	54 T. RAZGATLIOGLU	30.501	5	76 L. BAZ	28.897	5	12 X. FORES	32.683
6	60 M. VAN DER MARK	25.602	6	7 C. DAVIES	30.515	6	32 L. SAVADORI	28.960	6	7 C. DAVIES	32.725
7	7 C. DAVIES	25.607	7	33 M. MELANDRI	30.546	7	50 E. LAVERTY	28.965	7	22 A. LOWES	32.742
8	33 M. MELANDRI	25.611	8	36 L. MERCADO	30.566	8	54 T. RAZGATLIOGLU	29.005	8	60 M. VAN DER MARK	32.745
9	22 A. LOWES	25.619	9	32 L. SAVADORI	30.573	9	33 M. MELANDRI	29.007	9	32 L. SAVADORI	32.763
10	36 L. MERCADO	25.631	10	22 A. LOWES	30.573	10	7 C. DAVIES	29.023	10	54 T. RAZGATLIOGLU	32.807
11	76 L. BAZ	25.669	11	60 M. VAN DER MARK	30.631	11	12 X. FORES	29.053	11	36 L. MERCADO	32.833
12	45 J. GAGNE	25.715	12	12 X. FORES	30.657	12	45 J. GAGNE	29.108	12	45 J. GAGNE	32.878
13	12 X. FORES	25.727	13	45 J. GAGNE	30.714	13	2 L. CAMIER	29.127	13	76 L. BAZ	32.905
14	2 L. CAMIER	25.812	14	2 L. CAMIER	30.749	14	36 L. MERCADO	29.143	14	2 L. CAMIER	33.157
15	40 R. RAMOS	26.054	15	40 R. RAMOS	30.924	15	40 R. RAMOS	29.288	15	40 R. RAMOS	33.234
16	16 G. RUIJU	26.119	16	16 G. RUIJU	30.995	16	16 G. RUIJU	29.485	16	77 M. SCHEIB	33.259
17	77 M. SCHEIB	26.294	17	77 M. SCHEIB	31.249	17	77 M. SCHEIB	29.569	17	16 G. RUIJU	33.352

25/10/2018

These data/results cannot be reproduced, stored and/or transmitted in whole or in part by any manner of electronic, mechanical, photocopying, recording, broadcasting or otherwise now known or herein after developed without the previous express consent by the copyright owner, except for reproduction in daily press and regular printed publications on sale to the public within 60 days of the event related to those data/results and always provided that copyright symbol appears together as follows below.

© DORNA WSBK ORGANIZATION Srl 2018



PIRELLI Qatar Round, 25 - 27 October 2018

World Superbike - Ideal Times Free Practice 3rd Session

Losail International Circuit 5.380 m

No.	Rider	Nat	Bike	Seg. 1	Seg. 2	Seg. 3	Seg. 4	Ideal Time		
				Diff. 1	Diff. 2	Diff. 3	Diff. 4	Best Lap	Pos.	Diff.
1	1 J. REA	GBR	Kawasaki ZX-10RR	25.461 0.079	30.352 0.017	28.821	32.673 0.103	1'57.307 1'57.506	3	0.199
2	66 T. SYKES	GBR	Kawasaki ZX-10RR	25.477	30.353 0.147	28.829 0.052	32.656	1'57.315 1'57.514	4	0.199
3	50 E. LAVERTY	IRL	Aprilia RSV4 RF	25.498	30.308	28.965	32.552	1'57.323 1'57.323	2	
4	22 A. LOWES	GBR	Yamaha YZF R1	25.619 0.045	30.573	28.764 0.224	32.742 0.199	1'57.698 1'58.166	11	0.468
5	32 L. SAVADORI	ITA	Aprilia RSV4 RF	25.503	30.573	28.960	32.763	1'57.799 1'57.799	5	
6	33 M. MELANDRI	ITA	Ducati Panigale R	25.611 0.070	30.546 0.017	29.007 0.003	32.670	1'57.834 1'57.924	7	0.090
7	60 M. VAN DER MARK	NED	Yamaha YZF R1	25.602	30.631 0.141	28.861	32.745	1'57.839 1'57.980	8	0.141
8	54 T. RAZGATLIOGLU	TUR	Kawasaki ZX-10RR	25.557	30.501 0.184	29.005	32.807	1'57.870 1'58.054	10	0.184
9	7 C. DAVIES	GBR	Ducati Panigale R	25.607 0.121	30.515 0.055	29.023	32.725	1'57.870 1'58.046	9	0.176
10	76 L. BAZ	FRA	BMW S 1000 RR	25.669	30.451	28.897	32.905	1'57.922 1'57.922	6	
11	12 X. FORES	ESP	Ducati Panigale R	25.727 0.004	30.657 0.098	29.053 0.090	32.683	1'58.120 1'58.312	13	0.192
12	36 L. MERCADO	ARG	Kawasaki ZX-10RR	25.631	30.566	29.143	32.833	1'58.173 1'58.173	12	
13	45 J. GAGNE	USA	Honda CBR1000RR	25.715	30.714 0.011	29.108 0.007	32.878 0.123	1'58.415 1'58.556	14	0.141
14	2 L. CAMIER	GBR	Honda CBR1000RR	25.812 0.175	30.749 0.194	29.127	33.157	1'58.845 1'59.214	15	0.369
15	40 R. RAMOS	ESP	Kawasaki ZX-10RR	26.054 0.063	30.924 0.120	29.288 0.083	33.234 0.019	1'59.500 1'59.785	16	0.285
16	16 G. RUIJU	ITA	Kawasaki ZX-10RR	26.119	30.995	29.485	33.352	1'59.951 1'59.951	17	
17	77 M. SCHEIB	CHI	MV Agusta 1000 F4	26.294 0.134	31.249	29.569	33.259	2'00.371 2'00.505	18	0.134
Overall Ideal Time				25.461	30.308	28.764	32.552	1'57.085		

25/10/2018

These data/results cannot be reproduced, stored and/or transmitted in whole or in part by any manner of electronic, mechanical, photocopying, recording, broadcasting or otherwise now known or herein after developed without the previous express consent by the copyright owner, except for reproduction in daily press and regular printed publications on sale to the public within 60 days of the event related to those data/results and always provided that copyright symbol appears together as follows below.

© DORNA WSBK ORGANIZATION Srl 2018

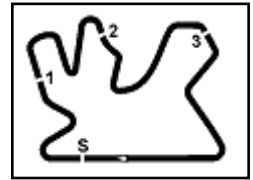
FICR PERUGIA TIMING



Official Tyre Supplier



Official Timekeeper



PIRELLI Qatar Round, 25 - 27 October 2018 World Superbike - Chronological Analysis Free Practice 3rd Session

Losail International Circuit 5.380 m

1 / 3

1° 50 E. LAVERTY (1'57.323)							
Lap	Seg.1	Seg.2	Seg.3	Seg.4	Lap Time	km/h	Local Time
							20:46'22.505
1	40.681	33.687	31.388	33.940	2'19.696P	103,9	20:48'42.201
2	25.671	30.484	28.967	32.911	1'58.033	309,5	20:50'40.234
3	25.736	30.524	29.037	32.918	1'58.215	311,2	20:52'38.449
4	25.839	30.667	29.092	32.804	1'58.402	310,3	20:54'36.851
5	27.523	31.570	30.271	8'50.254	10'19.618P	310,3	21:04'56.469
6	36.058	32.900	30.265	33.735	2'12.958P	123,4	21:07'09.427
7	25.694	30.594	28.966	32.864	1'58.118	310,3	21:09'07.545
8	25.622	30.547	29.105	32.790	1'58.064	309,5	21:11'05.609
9	25.667	30.577	29.100	32.901	1'58.245	309,5	21:13'03.854
10	27.189	31.745	30.622	4'56.741	6'26.297P	308,6	21:19'30.151
11	35.747	40.837	30.213	32.856	2'19.653P	111,3	21:21'49.804
12	25.498	30.308	28.965	32.552	1'57.323	312,1	21:23'47.127
13	25.557	30.513	29.129	32.765	1'57.964	311,2	21:25'45.091

2° 1 J. REA (1'57.506)							
Lap	Seg.1	Seg.2	Seg.3	Seg.4	Lap Time	km/h	Local Time
							20:47'01.096
1	32.806	32.359	29.743	33.067	2'07.975P	172,8	20:49'09.071
2	25.528	30.550	28.977	32.962	1'58.017	305,9	20:51'07.088
3	25.611	30.413	28.958	32.880	1'57.862	305,1	20:53'04.950
4	25.627	30.508	29.015	32.797	1'57.947	305,9	20:55'02.897
5	25.651	30.599	29.343	7'10.602	8'36.195P	305,9	21:03'39.092
6	37.785	31.667	33.012	33.536	2'16.000P	130,3	21:05'55.092
7	25.540	30.369	28.821	32.776	1'57.506	306,8	21:07'52.598
8	25.519	30.405	28.846	32.774	1'57.544	306,8	21:09'50.142
9	25.506	30.642	29.736	33.415	1'59.299	307,7	21:11'49.441
10	25.517	30.572	29.019	32.787	1'57.895	305,9	21:13'47.336
11	25.517	30.432	28.896	32.673	1'57.518	306,8	21:15'44.854
12	25.493	30.352	29.033	32.728	1'57.606	305,9	21:17'42.460
13	25.573	30.377	28.827	32.908	1'57.685	307,7	21:19'40.145
14	25.461	35.093	36.863	33.103	2'10.520		21:21'50.665
15	25.533	32.275	30.338	33.853	2'01.999	311,2	21:23'52.664

3° 66 T. SYKES (1'57.514)							
Lap	Seg.1	Seg.2	Seg.3	Seg.4	Lap Time	km/h	Local Time
							20:46'29.567
1	36.712	33.766	31.305	33.637	2'15.420P		20:48'44.987
2	25.603	30.370	28.829	32.759	1'57.561C	305,9	20:50'42.548
3	25.564	30.402	28.840	32.730	1'57.536	305,9	20:52'40.084
4	25.713	32.407	29.509	33.776	2'01.405	307,7	20:54'41.489
5	25.706	30.472	29.071	33.398	1'58.647	305,9	20:56'40.136
6	27.197	31.131	30.002	32.979	2'01.309	303,4	20:58'41.445
7	25.696	30.353	28.866	32.767	1'57.682	305,1	21:00'39.127
8	25.529	30.522	28.950	33.049	1'58.050	305,1	21:02'37.177
9	25.659	30.556	29.012	32.793	1'58.020	305,1	21:04'35.197
10	25.617	30.616	29.093	32.810	1'58.136	305,1	21:06'33.333
11	25.564	30.661	29.035	32.829	1'58.089	305,1	21:08'31.422
12	25.656	30.626	29.125	32.918	1'58.325	303,4	21:10'29.747
13	25.634	30.665	29.091	33.012	1'58.402	305,1	21:12'28.149
14	27.333	32.163	31.012	6'05.691	7'36.199P		21:20'04.348
15	34.013	31.338	29.336	32.961	2'07.648P	157,4	21:22'11.996
16	25.477	30.500	28.881	32.656	1'57.514	307,7	21:24'09.510

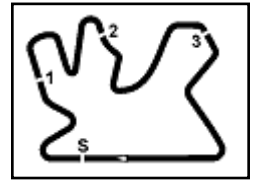
4° 32 L. SAVADORI (1'57.799)							
Lap	Seg.1	Seg.2	Seg.3	Seg.4	Lap Time	km/h	Local Time
							20:45'20.117
1	57.655	33.854	30.124	34.324	2'35.957P		20:47'56.074
2	42.853	36.584	34.037	33.422	2'26.896	305,9	20:50'22.970
3	25.832	30.693	29.001	33.054	1'58.580	304,2	20:52'21.550
4	25.788	30.787	29.076	33.182	1'58.833	305,9	20:54'20.383
5	25.921	35.719	31.088	6'02.348	7'35.076P	305,1	21:01'55.459

6	34.259	32.967	31.196	35.182	2'13.604P	125,4	21:04'09.063
7	25.865	30.997	29.197	33.093	1'59.152	300,8	21:06'08.215
8	25.828	30.874	29.206	33.310	1'59.218	302,5	21:08'07.433
9	25.964	30.997	29.315	33.147	1'59.423	301,7	21:10'06.856
10	28.399	33.204	30.916	6'44.325	8'16.844P	297,5	21:18'23.700
11	55.684	43.811	30.726	33.516	2'43.737P		21:21'07.437
12	25.503	30.573	28.960	32.763	1'57.799	313,0	21:23'05.236
13	30.208	31.570	29.930	34.373	2'06.081	305,9	21:25'11.317

5° 76 L. BAZ (1'57.922)							
Lap	Seg.1	Seg.2	Seg.3	Seg.4	Lap Time	km/h	Local Time
							20:45'03.631
1	32.505	31.682	30.121	33.777	2'08.085P	160,0	20:47'11.716
2	25.999	30.528	28.900	33.015	1'58.442	300,0	20:49'10.158
3	25.756	30.715	29.191	33.120	1'58.782	303,4	20:51'08.940
4	25.906	30.730	29.159	33.222	1'59.017	303,4	20:53'07.957
5	25.886	30.986	29.423	33.349	1'59.644	302,5	20:55'07.601
6	25.929	34.408	29.725	33.612	2'03.674	302,5	20:57'11.275
7	26.226	31.318	30.103	33.529	2'01.176	300,8	20:59'12.451
8	26.174	30.976	29.740	4'05.382	5'32.272P	300,0	21:04'44.723
9	32.527	33.274	30.116	33.320	2'09.237P	124,4	21:06'53.960
10	25.880	30.737	29.253	33.355	1'59.225	300,0	21:08'53.185
11	25.795	30.893	29.349	33.099	1'59.136	300,8	21:10'52.321
12	27.411	32.586	30.817	4'31.957	6'02.771P	300,8	21:16'55.092
13	34.748	32.061	29.911	34.781	2'11.501P	118,7	21:19'06.593
14	25.669	30.451	28.897	32.905	1'57.922	302,5	21:21'04.515
15	27.155	32.623	29.164	33.047	2'01.989	302,5	21:23'06.504
16	25.957	31.733	30.150	33.414	2'01.254	303,4	21:25'07.758

6° 33 M. MELANDRI (1'57.924)							
Lap	Seg.1	Seg.2	Seg.3	Seg.4	Lap Time	km/h	Local Time
							20:45'33.280
1	34.436	32.897	30.848	34.379	2'12.560P	139,2	20:47'45.840
2	26.308	31.401	29.521	33.200	2'00.430	306,8	20:49'46.270
3	26.064	30.971	29.379	33.327	1'59.741	307,7	20:51'46.011
4	26.280	31.936	30.388	4'06.865	5'35.469P	307,7	20:57'21.480
5	34.538	32.717	29.777	33.274	2'10.306P	128,9	20:59'31.786
6	25.946	30.913	29.143	33.150	1'59.152	308,6	21:01'30.938
7	25.938	31.036	29.261	32.888	1'59.123	306,8	21:03'30.061
8	25.972	32.838	31.449	7'09.339	8'39.598P	305,9	21:12'09.659
9	33.397	32.350	29.683	33.407	2'08.837P	141,5	21:14'18.496
10	25.835	30.603	29.071	32.702	1'58.211	308,6	21:16'16.707
11	30.835	32.722	29.569	33.541	2'06.667	308,6	21:18'23.374
12	25.681	30.563	29.010	32.670	1'57.924	308,6	21:20'21.298
13	25.611	30.546	29.007	33.679	1'58.843	309,5	21:22'20.141
14	31.996	32.605	30.346	33.893	2'08.840	282,7	21:24'28.981
15	30.000	31.396	29.105	32.853	2'03.354	310,3	21:26'32.335

7° 60 M. VAN DER MARK (1'57.980)							
Lap	Seg.1	Seg.2	Seg.3	Seg.4	Lap Time	km/h	Local Time
							20:46'40.422
1	31.790	32.886	30.510	33.589	2'08.775P	165,1	20:48'49.197
2	26.246	31.033	29.338	33.168	1'59.785	301,7	20:50'48.982
3	26.014	31.027	29.119	33.078	1'59.238	302,5	20:52'48.220
4	25.984	30.912	29.070	33.194	1'59.160	302,5	20:54'47.380
5	25.854	30.775	29.183	33.047	1'58.859	302,5	20:56'46.239
6	25.905	30.929	29.310	6'03.381	7'29.525P	302,5	21:04'15.764
7	34.508	35.187	36.756	33.401	2'19.852P	135,8	21:06'35.616
8	25.779	30.830	29.169	32.940	1'58.718	304,2	21:08'34.334
9	25.780	30.897	29.038	32.955	1'58.670	304,2	21:10'33.004
10	25.739	30.801	29.117	32.986	1'58.		



PIRELLI Qatar Round, 25 - 27 October 2018

World Superbike - Chronological Analysis Free Practice 3rd Session

Losail International Circuit 5.380 m

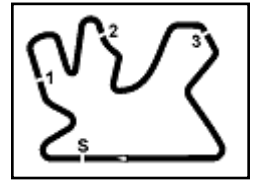
2 / 3

11°								36 L. MERCADO (1'58.173)							
Lap	Seg.1	Seg.2	Seg.3	Seg.4	Lap Time	km/h	Local Time	Lap	Seg.1	Seg.2	Seg.3	Seg.4	Lap Time	km/h	Local Time
14	25.602	30.772	28.861	32.745	1'57.980	309,5	21:23'49.051	1	33.519	35.934	34.582	33.706	2'17.741P	145,4	20:47'20.652
15	25.673	30.631	28.909	33.065	1'58.278	306,8	21:25'47.329	2	26.180	31.583	29.755	33.348	2'00.866	303,4	20:49'21.518
8°								7 C. DAVIES (1'58.046)							
Lap	Seg.1	Seg.2	Seg.3	Seg.4	Lap Time	km/h	Local Time	Lap	Seg.1	Seg.2	Seg.3	Seg.4	Lap Time	km/h	Local Time
1	31.515	32.340	30.331	33.975	2'08.161P	168,8	20:47'53.240	3	26.026	31.086	29.483	33.364	1'59.959	303,4	20:51'21.477
2	25.883	30.796	29.375	33.165	1'59.219	305,1	20:49'52.459	4	25.825	30.999	29.400	33.075	1'59.299	303,4	20:53'20.776
3	25.858	30.788	29.224	33.358	1'59.228	305,9	20:51'51.687	5	29.052	31.049	29.557	33.369	2'03.027	306,8	20:55'23.803
4	25.930	30.852	29.258	4'25.972	5'52.012P	305,9	20:57'43.699	6	26.030	30.898	29.405	33.028	1'59.361	301,7	20:57'23.164
5	32.253	32.132	30.019	33.946	2'08.350P	146,7	20:59'52.049	7	26.462	31.115	30.225	8'31.489	9'59.291P	304,2	21:07'22.455
6	25.717	30.515	29.148	33.005	1'58.385	305,1	21:01'50.434	8	34.884	38.966	42.104	33.026	2'28.980P	123,1	21:09'51.435
7	25.781	30.690	29.308	32.918	1'58.697	305,1	21:03'49.131	9	25.930	30.748	29.199	32.988	1'58.865	301,7	21:11'50.300
8	25.676	30.681	31.222	35.386	2'02.965	305,1	21:05'52.096	10	25.742	30.633	29.189	32.902	1'58.466	303,4	21:13'48.766
9	25.892	30.660	32.829	8'38.693	10'08.074P	305,1	21:16'00.170	11	30.332	31.851	29.881	33.155	2'05.219	303,4	21:15'53.985
10	32.647	32.154	30.365	33.061	2'08.227P	120,7	21:18'08.397	12	25.860	30.649	29.427	33.114	1'59.050	301,7	21:17'53.035
11	25.760	32.370	30.550	33.661	2'02.341	305,1	21:20'10.738	13	26.270	31.032	29.876	2'11.598	3'38.776P	300,8	21:21'31.811
12	25.607	30.663	29.094	32.817	1'58.181	305,9	21:22'08.919	14	30.458	30.846	29.196	32.918	2'03.418P	161,7	21:23'35.229
13	25.628	30.550	34.342	34.219	2'04.739	306,8	21:24'13.658	15	25.631	30.566	29.143	32.833	1'58.173	305,9	21:25'33.402
14	25.728	30.570	29.023	32.725	1'58.046	307,7	21:26'11.704	12°							
9°								12 X. FORES (1'58.312)							
Lap	Seg.1	Seg.2	Seg.3	Seg.4	Lap Time	km/h	Local Time	Lap	Seg.1	Seg.2	Seg.3	Seg.4	Lap Time	km/h	Local Time
1	38.203	35.398	35.526	33.803	2'22.930P	100,4	20:45'03.090	1	34.518	36.130	30.439	33.446	2'14.533P	115,4	20:48'19.992
2	26.112	30.784	29.438	33.300	1'59.634	300,0	20:47'26.020	2	26.755	31.340	29.819	33.072	2'00.986	305,9	20:50'20.978
3	25.768	30.817	29.272	33.124	1'58.981	301,7	20:51'24.635	3	25.926	30.866	29.217	32.987	1'58.996	305,1	20:52'19.974
4	25.699	30.830	29.072	33.102	1'58.703	307,7	20:53'23.338	4	26.005	30.956	29.305	32.866	1'59.132	306,8	20:54'19.106
5	25.706	30.832	29.102	33.039	1'58.679	305,9	20:55'22.017	5	26.000	32.923	30.630	33.321	2'02.874	305,9	20:56'21.980
6	26.304	31.435	29.485	5'31.379	6'58.603P	305,1	21:02'20.620	6	25.770	36.249	29.582	32.918	2'04.519	305,9	20:58'26.499
7	33.305	32.468	30.530	34.144	2'10.447P	126,8	21:04'31.067	7	25.944	30.870	29.247	32.778	1'58.839	306,8	21:00'25.338
8	26.079	31.018	33.618	34.097	2'04.812	293,5	21:06'35.879	8	25.932	30.844	29.194	32.776	1'58.746	305,1	21:02'24.084
9	25.790	30.884	29.174	33.053	1'58.901	304,2	21:08'34.780	9	27.104	31.842	30.245	11'33.205	13'02.396P	305,1	21:15'26.480
10	25.955	30.898	29.305	5'41.583	7'07.741P	305,1	21:15'42.521	10	35.038	31.766	29.567	32.834	2'09.205P	110,8	21:17'35.685
11	29.432	30.993	29.278	33.274	2'02.977P	167,4	21:17'45.498	11	25.727	30.800	29.226	32.836	1'58.589	307,7	21:19'34.274
12	25.764	30.501	29.154	33.006	1'58.425	299,2	21:19'43.923	12	25.797	30.657	29.053	32.958	1'58.465	305,9	21:21'32.739
13	25.682	30.742	29.200	32.924	1'58.548	300,8	21:21'42.471	13	25.731	30.755	29.143	32.683	1'58.312	306,8	21:23'31.051
14	25.691	36.192	32.686	33.219	2'07.788	299,2	21:23'50.259	14	25.809	30.918	33.857	33.109	2'03.693	306,8	21:25'34.744
15	25.557	30.685	29.005	32.807	1'58.054	303,4	21:25'48.313	13°							
10°								45 J. GAGNE (1'58.556)							
Lap	Seg.1	Seg.2	Seg.3	Seg.4	Lap Time	km/h	Local Time	Lap	Seg.1	Seg.2	Seg.3	Seg.4	Lap Time	km/h	Local Time
1	40.737	34.404	34.599	33.422	2'23.162P	104,4	20:47'28.206	1	36.257	33.906	29.806	33.290	2'13.259P	106,0	20:45'05.368
2	26.029	30.675	28.764	32.742	1'58.210	305,9	20:49'26.416	2	25.784	30.714	29.212	33.449	1'59.159	305,9	20:47'18.627
3	25.619	30.601	28.963	33.007	1'58.190	308,6	20:51'24.606	3	25.869	30.972	29.166	33.267	1'59.274	306,8	20:49'17.786
4	25.664	30.656	29.045	32.856	1'58.221	307,7	20:53'22.827	4	25.824	30.951	29.108	33.017	1'58.900	305,9	20:53'15.960
5	31.117	31.164	29.353	33.221	2'04.855	308,6	20:55'27.682	5	25.855	30.827	29.153	32.878	1'58.713	305,1	20:55'14.673
6	25.743	30.756	29.059	33.000	1'58.558	305,9	20:57'26.240	6	26.551	31.857	30.255	6'12.856	7'41.519P	304,2	21:02'56.192
7	25.900	30.736	29.096	32.811	1'58.543	306,8	20:59'24.783	7	33.426	31.782	29.719	33.452	2'08.379P	135,7	21:05'04.571
8	26.018	30.762	29.226	32.960	1'58.966	305,9	21:01'23.749	8	25.979	30.848	29.111	32.897	1'58.835	302,5	21:07'03.406
9	26.107	30.685	29.241	33.064	1'59.097	302,5	21:03'22.846	9	25.715	30.725	29.115	33.001	1'58.556	305,1	21:09'01.962
10	25.901	30.819	29.171	33.023	1'58.914	304,2	21:05'21.760	10	27.566	31.612	29.638	4'02.653	5'31.469P	305,9	21:14'33.431
11	25.865	30.766	29.193	33.094	1'58.918	304,2	21:07'20.678	11	32.374	31.820	29.723	33.343	2'07.260P	135,7	21:16'40.691
12	25.840	30.793	29.370	32.918	1'58.921	304,2	21:09'19.599	12	26.015	30.793	29.169	33.070	1'59.047	302,5	21:18'39.738
13	25.890	30.942	29.157	33.035	1'59.024	305,9	21:11'18.623	13	25.783	30.873	34.811	33.667	2'05.134	305,1	21:20'44.872
14	25.971	31.024	29.196	33.128	1'59.319	304,2	21:13'17.942	14	25.836	30.778	29.133	33.041	1'58.788	306,8	21:22'43.660
15	25.933	31.118	29.333	33.251	1'59.635	305,1	21:15'17.577	15	25.844	30.843	29.153	36.374	2'02.214	305,9	21:24'45.874
16	26.012	31.182	29.422	33.207	1'59.823	303,4	21:17'17.400	16	27.680	34.303	31.598	35.051	2'08.632	299,2	21:26'54.506
17	28.225	32.673	30.505	2'39.193	4'10.596P	305,1	21:21'27.996	14°							
18	33.004	30.879	29.120	33.010	2'06.013P	120,7	21:23'34.009	2 L. CAMIER (1'59.214)							
19	25.664	30.573	28.988	32.941	1'58.166	305,9	21:25'32.175	Lap	Seg.1	Seg.2	Seg.3	Seg.4	Lap Time	km/h	Local Time
1	33.535	32.584	30.120	35.946	2'12.185P	138,5	20:48'50.727	1	33.535	32.584	30.120	35.946	2'12.185P	138,5	20:48'50.727
2	25.987	30.943	29.127	33.157	1'59.214	303,4	20:50'49.941	2	25.987	30.943	29.127	33.157	1'59.214	303,4	20:50'49.941
3	26.094	30.749	29.178	33.219	1'59.240	306,8	20:52'49.181	3	26.094	30.749	29.178	33.219	1'59.240	306,8	20:52'49.181
4	25.985	31.373	29.427	6'50.811	8'17.596P	305,9	21:01'06.777	4	25.985	31.373	29.427	6'50.811	8'17.596P	305,9	21:01'06.777

25/10/2018 P = Pits In/Out - C = Lap Time Cancelled

These data/results cannot be reproduced, stored and/or transmitted in whole or in part by any manner of electronic, mechanical, photocopying, recording, broadcasting or otherwise now known or herein after developed without the previous express consent by the copyright owner, except for reproduction in daily press and regular printed publications on sale to the public within 60 days of the event related to those data/results and always provided that copyright symbol appears together as follows below.

© DORNA WSBK ORGANIZATION Srl 2018



PIRELLI Qatar Round, 25 - 27 October 2018 World Superbike - Chronological Analysis Free Practice 3rd Session

Losail International Circuit 5.380 m

3 / 3

5	32.446	31.846	29.582	33.539	2'07.413P	132,0	21:03'14.190
6	25.950	30.991	29.315	33.283	1'59.539	302,5	21:05'13.729
7	25.990	30.971	29.327	33.661	1'59.949	302,5	21:07'13.678
8	26.088	31.211	29.410	33.333	2'00.042	303,4	21:09'13.720
9	27.080	31.923	29.952	5'28.831	6'57.786P	304,2	21:16'11.506
10	33.688	32.176	29.842	33.346	2'09.052P	139,7	21:18'20.558
11	25.812	30.912	29.236	33.278	1'59.238	305,1	21:20'19.796
12	28.647	31.760	29.918	33.549	2'03.874	304,2	21:22'23.670

15° 40 R. RAMOS (1'59.785)							
Lap	Seg.1	Seg.2	Seg.3	Seg.4	Lap Time	km/h	Local Time
							20:45'05.863
1	32.175	33.067	32.648	35.352	2'13.242P	145,4	20:47'19.105
2	26.354	31.267	29.976	35.008	2'02.605	299,2	20:49'21.710
3	26.661	30.991	29.443	33.255	2'00.350	305,1	20:51'22.060
4	26.054	31.057	29.476	33.336	1'59.923	300,8	20:53'21.983
5	26.628	32.041	29.288	34.025	2'01.982	295,1	20:55'23.965
6	26.117	31.044	29.371	33.253	1'59.785	304,2	20:57'23.750
7	26.142	31.070	29.719	33.462	2'00.393	300,0	20:59'24.143
8	26.903	31.189	29.625	6'33.999	8'01.716P	292,7	21:07'25.859
9	31.697	39.701	38.784	35.562	2'25.744P	144,0	21:09'51.603
10	26.237	31.154	29.434	33.298	2'00.123	305,9	21:11'51.726
11	28.904	31.734	31.278	3'02.373	4'34.289P	298,3	21:16'26.015
12	33.164	37.075	30.844	33.435	2'14.518P	124,9	21:18'40.533
13	26.183	30.924	29.568	33.340	2'00.015	298,3	21:20'40.548
14	27.817	31.516	31.238	33.234	2'03.805	297,5	21:22'44.353
15	26.207	37.716	29.809	33.636	2'07.368	300,0	21:24'51.721
16	35.285	31.250	29.584	33.397	2'09.516	295,9	21:27'01.237

16° 16 G. RUIJ (1'59.951)							
Lap	Seg.1	Seg.2	Seg.3	Seg.4	Lap Time	km/h	Local Time
							20:45'02.880
1	33.870	31.996	29.784	33.599	2'09.249P	137,8	20:47'12.129
2	26.119	30.995	29.485	33.352	1'59.951	300,8	20:49'12.080
3	27.546	32.498	31.259	1'58.132	3'29.435P	300,0	20:52'41.515
4	31.905	32.526	30.640	33.485	2'08.556P	136,0	20:54'50.071
5	26.272	32.540	36.939	36.929	2'12.680	298,3	20:57'02.751

17° 77 M. SCHEIB (2'00.505)							
Lap	Seg.1	Seg.2	Seg.3	Seg.4	Lap Time	km/h	Local Time
							20:45'04.614
1	32.722	32.400	30.022	33.621	2'08.765P	145,2	20:47'13.379
2	28.466	32.177	30.171	33.593	2'04.407	305,1	20:49'17.786
3	26.405	31.845	29.862	33.462	2'01.574	302,5	20:51'19.360
4	26.562	31.457	29.735	33.347	2'01.101	303,4	20:53'20.461
5	26.571	31.472	29.698	33.410	2'01.151	303,4	20:55'21.612
6	26.490	31.455	30.102	33.375	2'01.422	303,4	20:57'23.034
7	34.001	32.245	29.999	6'36.362	8'12.607P	300,8	21:05'35.641
8	33.825	32.284	32.617	33.670	2'12.396P	121,1	21:07'48.037
9	26.428	31.249	29.569	33.259	2'00.505	301,7	21:09'48.542
10	26.360	31.275	35.510	33.897	2'07.042	300,8	21:11'55.584
11	26.328	31.446	29.805	33.609	2'01.188	303,4	21:13'56.772
12	26.406	31.510	29.882	3'28.385	4'56.183P	301,7	21:18'52.955
13	33.736	36.847	30.211	33.560	2'14.354P	117,9	21:21'07.309
14	26.455	31.731	32.068	33.938	2'04.192	303,4	21:23'11.501
15	26.294	31.320	29.984	36.050	2'03.648	303,4	21:25'15.149

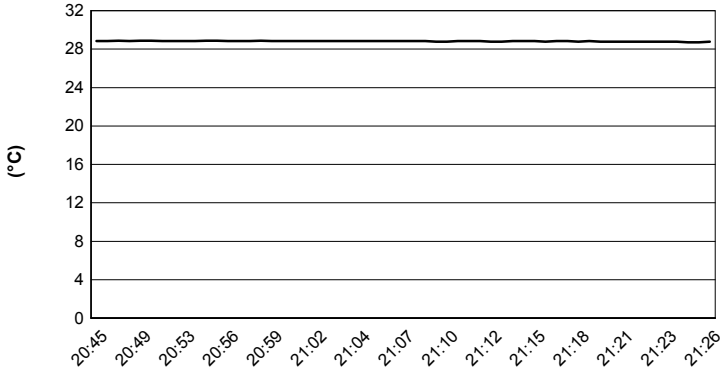
25/10/2018 P = Pits In/Out - C = Lap Time Cancelled

These data/results cannot be reproduced, stored and/or transmitted in whole or in part by any manner of electronic, mechanical, photocopying, recording, broadcasting or otherwise now known or herein after developed without the previous express consent by the copyright owner, except for reproduction in daily press and regular printed publications on sale to the public within 60 days of the event related to those data/results and always provided that copyright symbol appears together as follows below.

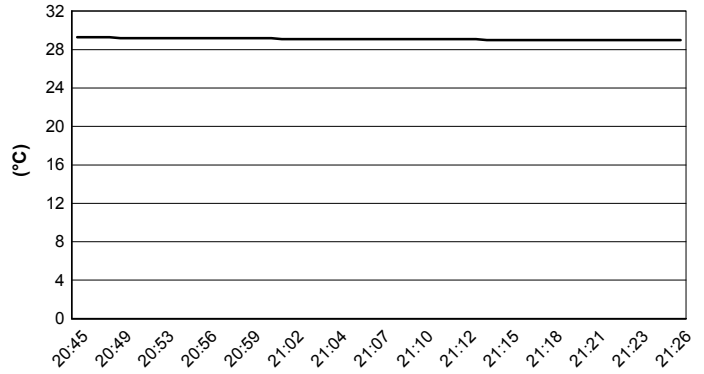
© DORNA WSBK ORGANIZATION Srl 2018

PIRELLI Qatar Round, 25 - 27 October 2018
World Superbike - Weather Report Free Practice 3rd Session
 Session started 20:45 - Session ended 21:27

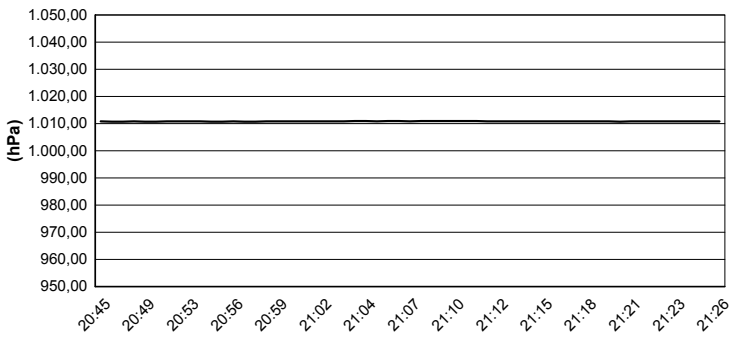
Air Temperature



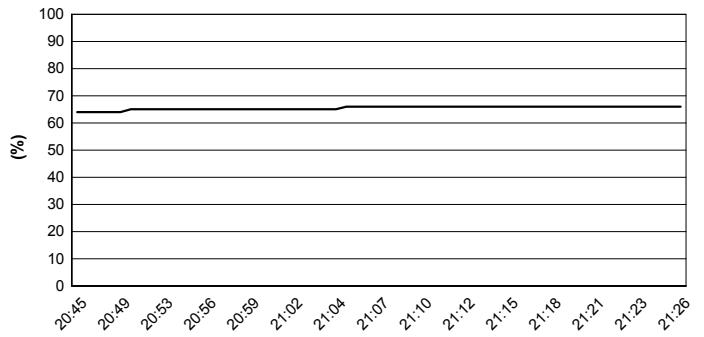
Track Temperature



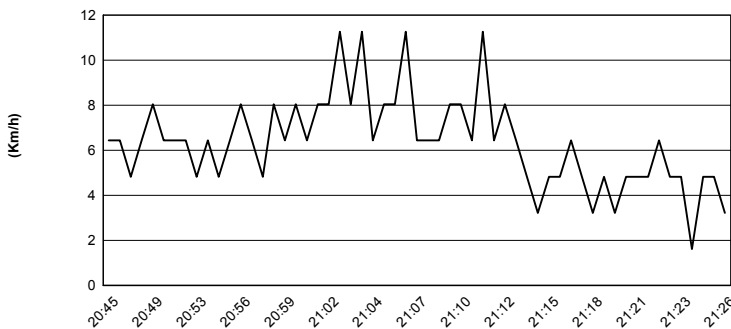
Air Pressure



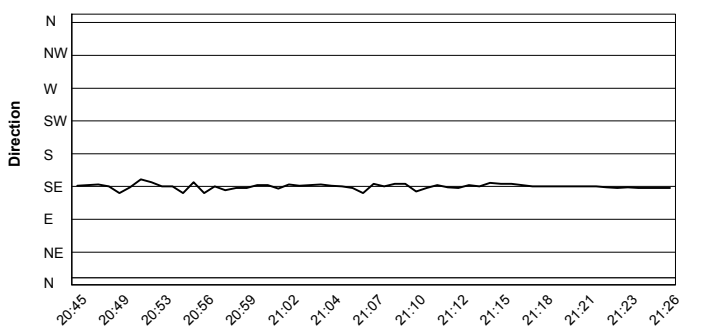
Humidity



Wind Speed



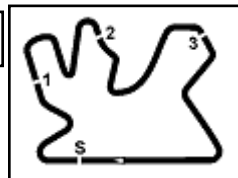
Wind Direction



25/10/2018

These data/results cannot be reproduced, stored and/or transmitted in whole or in part by any manner of electronic, mechanical, photocopying, recording, broadcasting or otherwise now known or herein after developed without the previous express consent by the copyright owner, except for reproduction in daily press and regular printed publications on sale to the public within 60 days of the event related to those data/results and always provided that copyright symbol appears together as follows below.

© DORNA WSBK ORGANIZATION Srl 2018



PIRELLI Qatar Round, 25 - 27 October 2018

World Superbike - Superpoles Entry List

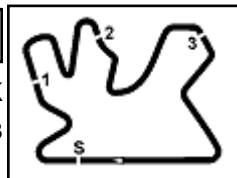
Superpole 1

FPs Pos	No. Rider	Nat	Team	Bike	Time
11	36 L. MERCADO	ARG	Orelac Racing VerdNatura	Kawasaki ZX-10RR	1'58.173
12	12 X. FORES	ESP	Barni Racing Team	Ducati Panigale R	1'58.241
13	45 J. GAGNE	USA	Red Bull Honda World Superbike Team	Honda CBR1000RR	1'58.556
14	2 L. CAMIER	GBR	Red Bull Honda World Superbike Team	Honda CBR1000RR	1'59.214
15	40 R. RAMOS	ESP	Team GoEleven Kawasaki	Kawasaki ZX-10RR	1'59.785
16	16 G. RUIU	ITA	Team Pedercini Racing	Kawasaki ZX-10RR	1'59.951
17	77 M. SCHEIB	CHI	MV Agusta Reparto Corse	MV Agusta 1000 F4	2'00.505

Superpole 2

FPs Pos	No. Rider	Nat	Team	Bike	Time
1	50 E. LAVERTY	IRL	Milwaukee Aprilia	Aprilia RSV4 RF	1'57.323
2	1 J. REA	GBR	Kawasaki Racing Team WorldSBK	Kawasaki ZX-10RR	1'57.506
3	66 T. SYKES	GBR	Kawasaki Racing Team WorldSBK	Kawasaki ZX-10RR	1'57.514
4	22 A. LOWES	GBR	Pata Yamaha Official WorldSBK Team	Yamaha YZF R1	1'57.656
5	32 L. SAVADORI	ITA	Milwaukee Aprilia	Aprilia RSV4 RF	1'57.799
6	76 L. BAZ	FRA	GULF ALTHEA BMW Racing Team	BMW S 1000 RR	1'57.922
7	33 M. MELANDRI	ITA	Aruba.it Racing - Ducati	Ducati Panigale R	1'57.924
8	60 M. VAN DER MARK	NED	Pata Yamaha Official WorldSBK Team	Yamaha YZF R1	1'57.980
9	7 C. DAVIES	GBR	Aruba.it Racing - Ducati	Ducati Panigale R	1'58.046
10	54 T. RAZGATLIOGLU	TUR	Kawasaki Puccetti Racing	Kawasaki ZX-10RR	1'58.054
*					
*					

* These positions are assigned to the 1st and 2nd rider classified in Superpole 1
N.96 (Smrz J.) will not take part in superpole 1. He has been declared unfit after FP1



PIRELLI Qatar Round, 25 - 27 October 2018

World Superbike - Best Laps & Speeds

No.	Rider Bike	Nat	Best Lap		FP1		FP2		FP3							
			LL	SPD	LL	SPD	LL	SPD	LL	SPD						
1	50 E. LAVERTY Aprilia RSV4 RF	IRL	1'57.323 44 313,0		1'58.527 14 310,3		1'57.681 17 313,0		1'57.323 13 312,1							
2	1 J. REA Kawasaki ZX-10RR	GBR	1'57.506 32 311,2		1'59.290 2 300,8		1'58.198 15 306,8		1'57.506 15 311,2							
3	66 T. SYKES Kawasaki ZX-10RR	GBR	1'57.514 46 307,6		2'00.227 14 306,8		1'58.221 16 307,6		1'57.514 16 307,6							
4	22 A. LOWES Yamaha YZF R1	GBR	1'57.656 51 311,2		2'00.066 15 307,6		1'57.656 17 311,2		1'58.166 19 308,5							
5	32 L. SAVADORI Aprilia RSV4 RF	ITA	1'57.799 44 313,0		2'00.454 15 302,5		1'58.470 16 310,3		1'57.799 13 313,0							
6	76 L. BAZ BMW S 1000 RR	FRA	1'57.922 50 307,6		2'00.409 16 304,2		1'58.453 18 307,6		1'57.922 16 303,3							
7	33 M. MELANDRI Ducati Panigale R	ITA	1'57.924 47 313,0		1'59.468 15 308,5		1'58.351 17 313,0		1'57.924 15 310,3							
8	60 M. VAN DER MARK Yamaha YZF R1	NED	1'57.980 33 309,4		2'01.528 2 308,5		1'58.732 16 307,6		1'57.980 15 309,4							
9	7 C. DAVIES Ducati Panigale R	GBR	1'58.046 40 307,6		2'00.708 12 302,5		1'59.015 14 306,8		1'58.046 14 307,6							
10	54 T. RAZGATLIOGLU Kawasaki ZX-10RR	TUR	1'58.054 44 309,4		2'00.394 13 298,3		1'59.043 16 309,4		1'58.054 15 307,6							
11	36 L. MERCADO Kawasaki ZX-10RR	ARG	1'58.173 46 307,6		2'01.135 15 299,1		1'59.382 16 307,6		1'58.173 15 306,8							
12	12 X. FORES Ducati Panigale R	ESP	1'58.241 43 310,3		1'59.933 12 306,8		1'58.241 17 310,3		1'58.312 14 307,6							
13	45 J. GAGNE Honda CBR1000RR	USA	1'58.556 44 311,2		2'00.137 12 305,0		1'59.242 16 311,2		1'58.556 16 306,8							
14	2 L. CAMIER Honda CBR1000RR	GBR	1'59.214 29 306,8		1'59.918 14 302,5		1'59.280 3 304,2		1'59.214 12 306,8							
15	40 R. RAMOS Kawasaki ZX-10RR	ESP	1'59.785 46 307,6		2'01.501 13 300,0		2'00.130 17 307,6		1'59.785 16 305,9							
16	16 G. RUIU Kawasaki ZX-10RR	ITA	1'59.951 37 303,3		2'01.875 16 299,1		2'00.478 16 303,3		1'59.951 5 300,8							
17	77 M. SCHEIB MV Agusta 1000 F4	CHI	2'00.505 47 305,0		2'02.589 15 299,1		2'01.465 17 304,2		2'00.505 15 305,0							
18	96 J. SMRZ Yamaha YZF R1	CZE	2'02.179 13 292,6		2'02.179 13 292,6											

25/10/2018

These data/results cannot be reproduced, stored and/or transmitted in whole or in part by any manner of electronic, mechanical, photocopying, recording, broadcasting or otherwise now known or herein after developed without the previous express consent by the copyright owner, except for reproduction in daily press and regular printed publications on sale to the public within 60 days of the event related to those data/results and always provided that copyright symbol appears together as follows below.

© DORNA WSBK ORGANIZATION Srl 2018

FIKR PERUGIA TIMING



Official Tyre Supplier



Official Timekeeper