



PIRELLI Qatar Round, 25 - 27 October 2018

World Superbike - Results Free Practice 4th Session

Losail International Circuit 5.380 m

1 / 2

No.	Rider	Nat	Team	Bike	Class	Time	Gap	Rel.	Laps	Speed	
										Avg	Max
1	1 J. REA	GBR	Kawasaki Racing Team WorldSBK	Kawasaki ZX-10RR		1'57.716			9	164,532	308,6
2	66 T. SYKES	GBR	Kawasaki Racing Team WorldSBK	Kawasaki ZX-10RR		1'58.040	0.324	0.324	9	164,080	305,1
3	33 M. MELANDRI	ITA	Aruba.it Racing - Ducati	Ducati Panigale R		1'58.186	0.470	0.146	9	163,877	311,2
4	22 A. LOWES	GBR	Pata Yamaha Official WorldSBK Team	Yamaha YZF R1		1'58.273	0.557	0.087	9	163,757	308,6
5	12 X. FORES	ESP	Barni Racing Team	Ducati Panigale R	IND	1'58.499	0.783	0.226	10	163,444	313,0
6	50 E. LAVERTY	IRL	Milwaukee Aprilia	Aprilia RSV4 RF		1'58.607	0.891	0.108	10	163,296	310,3
7	32 L. SAVADORI	ITA	Milwaukee Aprilia	Aprilia RSV4 RF		1'58.761	1.045	0.154	8	163,084	305,9
8	7 C. DAVIES	GBR	Aruba.it Racing - Ducati	Ducati Panigale R		1'58.763	1.047	0.002	8	163,081	302,5
9	54 T. RAZGATLIOGLU	TUR	Kawasaki Puccetti Racing	Kawasaki ZX-10RR	IND	1'58.777	1.061	0.014	10	163,062	303,4
10	45 J. GAGNE	USA	Red Bull Honda World Superbike Team	Honda CBR1000RR		1'58.800	1.084	0.023	10	163,030	311,2
11	60 M. VAN DER MARK	NED	Pata Yamaha Official WorldSBK Team	Yamaha YZF R1		1'59.105	1.389	0.305	10	162,613	308,6
12	2 L. CAMIER	GBR	Red Bull Honda World Superbike Team	Honda CBR1000RR		1'59.335	1.619	0.230	9	162,299	303,4
13	76 L. BAZ	FRA	GULF ALTHEA BMW Racing Team	BMW S 1000 RR		1'59.500	1.784	0.165	9	162,075	303,4
14	36 L. MERCADO	ARG	Orelac Racing VerdNatura	Kawasaki ZX-10RR	IND	1'59.527	1.811	0.027	8	162,039	307,7
15	77 M. SCHEIB	CHI	MV Agusta Reparto Corse	MV Agusta 1000 F4		2'00.188	2.472	0.661	10	161,148	304,2
16	16 G. RUIU	ITA	Team Pedercini Racing	Kawasaki ZX-10RR	IND	2'00.390	2.674	0.202	10	160,877	305,1
17	40 R. RAMOS	ESP	Team GoEleven Kawasaki	Kawasaki ZX-10RR	IND	2'00.505	2.789	0.115	9	160,724	301,7

AIR	Humidity:	59%	Temp:	31°C
TRACK	Condition:	Dry	Temp:	39°C

Records	Pole (SP2)	2017	J.Rea	1'56.228	166,640	Km/h
	Race (RC2)	2016	J.Rea	1'56.974	165,580	Km/h
	Circuit (SP2)	2017	J.Rea	1'56.228	166,640	Km/h

Start End The results are provisional until the end of the time limit for protests and appeals
26/10/2018 14:25 14:46 and the completion of the technical checks.

These data/results cannot be reproduced, stored and/or transmitted in whole or in part by any manner of electronic, mechanical, photocopying, recording, broadcasting or otherwise now known or herein after developed without the previous express consent by the copyright owner, except for reproduction in daily press and regular printed publications on sale to the public within 60 days of the event related to those data/results and always provided that copyright symbol appears together as follows below.

© DORNA WSBK ORGANIZATION Srl 2018



PIRELLI Qatar Round, 25 - 27 October 2018
World Superbike - Results Free Practice 4th Session

Losail International Circuit 5.380 m

2 / 2

Session Highlights

Local Time	No. Rider	Description
14.25.00		Start
14.25.04		WorldSBK Pit Intervention Time: 56 secs
14.33.27	77 M. SCHEIB	On Asphalt - Re-Joined - Turn 16
14.39.53	60 M. VAN DER MARK	On Asphalt - Re-Joined - Turn 1
14.46.33		End Of Session

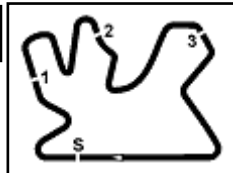
Fastest Laps Sequence

No.	Rider	Nat	Team	Bike	Local Time	Time	Gap	Avg
50	E. LAVERTY	IRL	Milwaukee Aprilia	Aprilia RSV4 RF	14:29'10.878	1'58.780		163,058
50	E. LAVERTY	IRL	Milwaukee Aprilia	Aprilia RSV4 RF	14:31'09.571	1'58.693	-0.087	163,177
33	M. MELANDRI	ITA	Aruba.it Racing - Ducati	Ducati Panigale R	14:31'15.277	1'58.647	-0.046	163,241
12	X. FORES	ESP	Barni Racing Team	Ducati Panigale R	14:31'15.476	1'58.618	-0.029	163,280
50	E. LAVERTY	IRL	Milwaukee Aprilia	Aprilia RSV4 RF	14:33'08.178	1'58.607	-0.011	163,296
66	T. SYKES	GBR	Kawasaki Racing Team WorldSBK	Kawasaki ZX-10RR	14:36'15.227	1'58.473	-0.134	163,480
33	M. MELANDRI	ITA	Aruba.it Racing - Ducati	Ducati Panigale R	14:42'16.931	1'58.287	-0.186	163,737
22	A. LOWES	GBR	Pata Yamaha Official WorldSBK Team	Yamaha YZF R1	14:43'35.153	1'58.273	-0.014	163,757
33	M. MELANDRI	ITA	Aruba.it Racing - Ducati	Ducati Panigale R	14:44'15.117	1'58.186	-0.087	163,877
66	T. SYKES	GBR	Kawasaki Racing Team WorldSBK	Kawasaki ZX-10RR	14:45'07.308	1'58.040	-0.146	164,080
1	J. REA	GBR	Kawasaki Racing Team WorldSBK	Kawasaki ZX-10RR	14:45'39.256	1'57.716	-0.324	164,532

Start End The results are provisional until the end of the time limit for protests and appeals
26/10/2018 14:25 14:46 and the completion of the technical checks.

These data/results cannot be reproduced, stored and/or transmitted in whole or in part by any manner of electronic, mechanical, photocopying, recording, broadcasting or otherwise now known or herein after developed without the previous express consent by the copyright owner, except for reproduction in daily press and regular printed publications on sale to the public within 60 days of the event related to those data/results and always provided that copyright symbol appears together as follows below.

© DORNA WSBK ORGANIZATION Srl 2018



PIRELLI Qatar Round, 25 - 27 October 2018

World Superbike - Best Sectors & Speed Free Practice 4th Session

Losail International Circuit 5.380 m

BEST LAP			
1	1 J. REA	Kawasaki ZX-10RR	1'57.716
2	66 T. SYKES	Kawasaki ZX-10RR	1'58.040
3	33 M. MELANDRI	Ducati Panigale R	1'58.186
4	22 A. LOWES	Yamaha YZF R1	1'58.273
5	12 X. FORES	Ducati Panigale R	1'58.499
6	50 E. LAVERTY	Aprilia RSV4 RF	1'58.607
7	32 L. SAVADORI	Aprilia RSV4 RF	1'58.761
8	7 C. DAVIES	Ducati Panigale R	1'58.763
9	54 T. RAZGATLIOGLU	Kawasaki ZX-10RR	1'58.777
10	45 J. GAGNE	Honda CBR1000RR	1'58.800
11	60 M. VAN DER MARK	Yamaha YZF R1	1'59.105
12	2 L. CAMIER	Honda CBR1000RR	1'59.335
13	76 L. BAZ	BMW S 1000 RR	1'59.500
14	36 L. MERCADO	Kawasaki ZX-10RR	1'59.527
15	77 M. SCHEIB	MV Agusta 1000 F4	2'00.188
16	16 G. RUIU	Kawasaki ZX-10RR	2'00.390
17	40 R. RAMOS	Kawasaki ZX-10RR	2'00.505

SPEED			
1	12 X. FORES	Ducati Panigale R	313,0
2	45 J. GAGNE	Honda CBR1000RR	311,2
3	33 M. MELANDRI	Ducati Panigale R	311,2
4	50 E. LAVERTY	Aprilia RSV4 RF	310,3
5	22 A. LOWES	Yamaha YZF R1	308,6
6	60 M. VAN DER MARK	Yamaha YZF R1	308,6
7	1 J. REA	Kawasaki ZX-10RR	307,7
8	36 L. MERCADO	Kawasaki ZX-10RR	307,7
9	32 L. SAVADORI	Aprilia RSV4 RF	305,9
10	66 T. SYKES	Kawasaki ZX-10RR	305,1
11	16 G. RUIU	Kawasaki ZX-10RR	305,1
12	77 M. SCHEIB	MV Agusta 1000 F4	304,2
13	76 L. BAZ	BMW S 1000 RR	303,4
14	54 T. RAZGATLIOGLU	Kawasaki ZX-10RR	303,4
15	2 L. CAMIER	Honda CBR1000RR	303,4
16	7 C. DAVIES	Ducati Panigale R	302,5
17	40 R. RAMOS	Kawasaki ZX-10RR	301,7

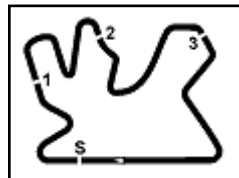
SEG. 1		SEG. 2		SEG. 3		SEG. 4					
1	1 J. REA	25.513	1	1 J. REA	30.389	1	33 M. MELANDRI	28.955	1	33 M. MELANDRI	32.728
2	22 A. LOWES	25.672	2	50 E. LAVERTY	30.543	2	66 T. SYKES	28.966	2	1 J. REA	32.770
3	66 T. SYKES	25.676	3	33 M. MELANDRI	30.552	3	22 A. LOWES	29.003	3	66 T. SYKES	32.823
4	12 X. FORES	25.737	4	66 T. SYKES	30.575	4	12 X. FORES	29.026	4	12 X. FORES	32.850
5	54 T. RAZGATLIOGLU	25.745	5	22 A. LOWES	30.620	5	1 J. REA	29.028	5	22 A. LOWES	32.887
6	33 M. MELANDRI	25.822	6	32 L. SAVADORI	30.665	6	50 E. LAVERTY	29.038	6	7 C. DAVIES	32.908
7	60 M. VAN DER MARK	25.827	7	54 T. RAZGATLIOGLU	30.674	7	45 J. GAGNE	29.057	7	50 E. LAVERTY	32.961
8	45 J. GAGNE	25.832	8	7 C. DAVIES	30.675	8	32 L. SAVADORI	29.098	8	36 L. MERCADO	33.013
9	50 E. LAVERTY	25.848	9	12 X. FORES	30.680	9	7 C. DAVIES	29.120	9	77 M. SCHEIB	33.022
10	32 L. SAVADORI	25.911	10	76 L. BAZ	30.709	10	60 M. VAN DER MARK	29.137	10	32 L. SAVADORI	33.046
11	2 L. CAMIER	25.933	11	45 J. GAGNE	30.736	11	54 T. RAZGATLIOGLU	29.145	11	60 M. VAN DER MARK	33.047
12	7 C. DAVIES	25.961	12	60 M. VAN DER MARK	30.772	12	2 L. CAMIER	29.191	12	45 J. GAGNE	33.066
13	76 L. BAZ	25.989	13	2 L. CAMIER	30.818	13	36 L. MERCADO	29.192	13	54 T. RAZGATLIOGLU	33.068
14	36 L. MERCADO	26.127	14	16 G. RUIU	30.884	14	76 L. BAZ	29.268	14	76 L. BAZ	33.185
15	16 G. RUIU	26.201	15	36 L. MERCADO	30.971	15	40 R. RAMOS	29.406	15	2 L. CAMIER	33.219
16	40 R. RAMOS	26.263	16	40 R. RAMOS	31.066	16	16 G. RUIU	29.490	16	16 G. RUIU	33.390
17	77 M. SCHEIB	26.276	17	77 M. SCHEIB	31.152	17	77 M. SCHEIB	29.612	17	40 R. RAMOS	33.409

26/10/2018

These data/results cannot be reproduced, stored and/or transmitted in whole or in part by any manner of electronic, mechanical, photocopying, recording, broadcasting or otherwise now known or herein after developed without the previous express consent by the copyright owner, except for reproduction in daily press and regular printed publications on sale to the public within 60 days of the event related to those data/results and always provided that copyright symbol appears together as follows below.

© DORNA WSBK ORGANIZATION Srl 2018





PIRELLI Qatar Round, 25 - 27 October 2018

World Superbike - Ideal Times Free Practice 4th Session

Losail International Circuit 5.380 m

No.	Rider	Nat	Bike	Seg. 1	Seg. 2	Seg. 3	Seg. 4	Ideal Time		
				Diff. 1	Diff. 2	Diff. 3	Diff. 4	Best Lap	Pos.	Diff.
1	J. REA	GBR	Kawasaki ZX-10RR	25.513	30.389	29.028 0.016	32.770	1'57.700	1	0.016
2	T. SYKES	GBR	Kawasaki ZX-10RR	25.676	30.575	28.966	32.823	1'58.040	2	
3	M. MELANDRI	ITA	Ducati Panigale R	25.822	30.552	28.955	32.728 0.129	1'58.057	3	0.129
4	A. LOWES	GBR	Yamaha YZF R1	25.672	30.620 0.055	29.003	32.887 0.036	1'58.182	4	0.091
5	X. FORES	ESP	Ducati Panigale R	25.737	30.680 0.060	29.026 0.125	32.850 0.021	1'58.293	5	0.206
6	E. LAVERTY	IRL	Aprilia RSV4 RF	25.848 0.118	30.543	29.038	32.961 0.099	1'58.390	6	0.217
7	T. RAZGATLIOGLU	TUR	Kawasaki ZX-10RR	25.745 0.135	30.674	29.145	33.068 0.010	1'58.632	9	0.145
8	C. DAVIES	GBR	Ducati Panigale R	25.961 0.036	30.675 0.063	29.120	32.908	1'58.664	8	0.099
9	J. GAGNE	USA	Honda CBR1000RR	25.832 0.085	30.736	29.057	33.066 0.024	1'58.691	10	0.109
10	L. SAVADORI	ITA	Aprilia RSV4 RF	25.911	30.665	29.098	33.046 0.041	1'58.720	7	0.041
11	M. VAN DER MARK	NED	Yamaha YZF R1	25.827 0.136	30.772 0.174	29.137	33.047 0.012	1'58.783	11	0.322
12	L. BAZ	FRA	BMW S 1000 RR	25.989 0.070	30.709	29.268	33.185 0.279	1'59.151	13	0.349
13	L. CAMIER	GBR	Honda CBR1000RR	25.933 0.054	30.818	29.191 0.039	33.219 0.081	1'59.161	12	0.174
14	L. MERCADO	ARG	Kawasaki ZX-10RR	26.127 0.002	30.971	29.192 0.216	33.013 0.006	1'59.303	14	0.224
15	G. RUIJU	ITA	Kawasaki ZX-10RR	26.201 0.019	30.884	29.490 0.118	33.390 0.288	1'59.965	16	0.425
16	M. SCHEIB	CHI	MV Agusta 1000 F4	26.276 0.099	31.152	29.612 0.027	33.022	2'00.062	15	0.126
17	R. RAMOS	ESP	Kawasaki ZX-10RR	26.263 0.030	31.066 0.119	29.406 0.212	33.409	2'00.144	17	0.361
Overall Ideal Time				25.513	30.389	28.955	32.728	1'57.585		

26/10/2018

These data/results cannot be reproduced, stored and/or transmitted in whole or in part by any manner of electronic, mechanical, photocopying, recording, broadcasting or otherwise now known or herein after developed without the previous express consent by the copyright owner, except for reproduction in daily press and regular printed publications on sale to the public within 60 days of the event related to those data/results and always provided that copyright symbol appears together as follows below.

© DORNA WSBK ORGANIZATION Srl 2018

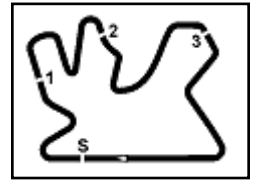
FICR PERUGIA TIMING



Official Tyre Supplier



Official Timekeeper



PIRELLI Qatar Round, 25 - 27 October 2018 World Superbike - Chronological Analysis Free Practice 4th Session

Losail International Circuit 5.380 m

1 / 2

1° 1 J. REA (1'57.716)							
Lap	Seg.1	Seg.2	Seg.3	Seg.4	Lap Time	km/h	Local Time
							14:25'03.089
1	35.082	32.099	29.860	54.744	2'31.785P	157,9	14:27'34.874
2	32.401	30.889	29.424	33.069	2'05.783P	162,9	14:29'40.657
3	27.723	30.609	29.275	33.051	2'00.658	303,4	14:31'41.315
4	25.955	30.617	29.028	33.078	1'58.678	300,8	14:33'39.993
5	25.917	30.526	29.127	33.266	1'58.836	303,4	14:35'38.829
6	25.827	30.552	29.073	33.037	1'58.489	302,5	14:37'37.318
7	26.406	31.788	29.661	2'23.176	3'51.031P	302,5	14:41'28.349
8	39.292	31.080	29.827	32.992	2'13.191P	162,9	14:43'41.540
9	25.513	30.389	29.044	32.770	1'57.716	308,6	14:45'39.256

2° 66 T. SYKES (1'58.040)							
Lap	Seg.1	Seg.2	Seg.3	Seg.4	Lap Time	km/h	Local Time
							14:26'06.620
1	33.203	33.098	30.866	34.584	2'11.751P	149,8	14:28'18.371
2	26.318	30.932	29.620	33.386	2'00.256	301,7	14:30'18.627
3	26.024	30.664	29.252	33.209	1'59.149	302,5	14:32'17.776
4	25.922	30.735	29.072	33.249	1'58.978	300,8	14:34'16.754
5	25.780	30.696	28.990	33.007	1'58.473	301,7	14:36'15.227
6	26.208	31.200	30.008	1'20.418	2'47.834P	300,8	14:39'03.061
7	31.067	32.917	30.019	33.536	2'07.539P	155,8	14:41'10.600
8	25.927	30.662	29.016	33.063	1'58.668	303,4	14:43'09.268
9	25.676	30.575	28.966	32.823	1'58.040	305,1	14:45'07.308

3° 33 M. MELANDRI (1'58.186)							
Lap	Seg.1	Seg.2	Seg.3	Seg.4	Lap Time	km/h	Local Time
							14:25'07.210
1	32.351	32.647	30.933	33.863	2'09.794P	161,7	14:27'17.004
2	26.340	30.989	29.224	33.073	1'59.626	310,3	14:29'16.630
3	25.842	30.701	29.095	33.009	1'58.647	308,6	14:31'15.277
4	25.939	31.030	29.049	32.935	1'58.953	311,2	14:33'14.230
5	36.152	32.652	30.068	3'13.955	4'52.827P	309,5	14:38'07.057
6	36.336	31.919	29.587	33.745	2'11.587P	132,7	14:40'18.644
7	25.866	30.561	29.132	32.728	1'58.287	303,4	14:42'16.931
8	25.822	30.552	28.955	32.857	1'58.186	306,8	14:44'15.117
9	25.861	31.875	31.458	33.582	2'02.776	305,1	14:46'17.893

4° 22 A. LOWES (1'58.273)							
Lap	Seg.1	Seg.2	Seg.3	Seg.4	Lap Time	km/h	Local Time
							14:25'07.142
1	33.136	32.137	30.514	33.505	2'09.292P	146,9	14:27'16.434
2	25.956	30.939	29.428	32.934	1'59.257	306,8	14:29'15.691
3	25.822	30.790	29.286	33.148	1'59.046	304,2	14:31'14.737
4	25.975	30.744	29.168	32.973	1'58.860	308,6	14:33'13.597
5	28.329	31.026	29.478	33.258	2'02.091	308,6	14:35'15.688
6	26.004	30.620	29.192	2'34.607	4'00.423P	300,8	14:39'16.111
7	45.910	31.462	30.334	33.063	2'20.769P	104,1	14:41'36.880
8	25.672	30.675	29.003	32.923	1'58.273	304,2	14:43'35.153
9	25.853	30.649	29.197	32.887	1'58.586	303,4	14:45'33.739

5° 12 X. FORES (1'58.499)							
Lap	Seg.1	Seg.2	Seg.3	Seg.4	Lap Time	km/h	Local Time
							14:25'07.748
1	32.930	32.160	30.619	33.810	2'09.519P	152,3	14:27'17.267
2	26.287	31.086	29.208	33.010	1'59.591	310,3	14:29'16.858
3	25.866	30.873	29.026	32.853	1'58.618	311,2	14:31'15.476
4	25.954	31.088	29.193	32.850	1'59.085	310,3	14:33'14.561
5	32.635	34.592	29.976	33.373	2'10.576	311,2	14:35'25.137
6	25.845	30.680	29.099	32.971	1'58.595	305,1	14:37'23.732
7	25.856	31.977	33.062	32.985	2'03.880	305,9	14:39'27.612
8	31.287	31.408	29.329	32.959	2'04.983	309,5	14:41'32.595
9	35.578	31.088	29.708	32.873	2'09.247	306,8	14:43'41.842

6° 50 E. LAVERTY (1'58.607)							
Lap	Seg.1	Seg.2	Seg.3	Seg.4	Lap Time	km/h	Local Time
							14:25'00.107
1	37.307	31.806	29.611	33.267	2'11.991P	166,7	14:27'12.098
2	26.099	30.554	29.091	33.036	1'58.780	307,7	14:29'10.878
3	25.996	30.670	29.053	32.974	1'58.693	308,6	14:31'09.571
4	25.966	30.543	29.038	33.060	1'58.607	307,7	14:33'08.178
5	25.921	30.680	29.118	33.011	1'58.730	306,8	14:35'06.908
6	25.973	30.590	29.105	32.961	1'58.629	306,8	14:37'05.537
7	25.851	30.649	29.289	33.027	1'58.816	306,8	14:39'04.353
8	25.848	30.722	29.330	33.023	1'58.923	307,7	14:41'03.276
9	29.685	32.735	32.174	33.802	2'08.396	307,7	14:43'11.672
10	25.973	30.692	29.157	32.961	1'58.783	310,3	14:45'10.455

7° 32 L. SAVADORI (1'58.761)							
Lap	Seg.1	Seg.2	Seg.3	Seg.4	Lap Time	km/h	Local Time
							14:25'04.591
1	37.311	35.805	30.159	33.466	2'16.741P	148,8	14:27'21.332
2	26.215	30.833	29.202	33.239	1'59.489	304,2	14:29'20.821
3	25.984	30.775	29.128	33.267	1'59.154	305,1	14:31'19.975
4	26.097	30.725	29.313	33.620	1'59.755	305,9	14:33'19.730
5	28.653	33.004	30.068	3'53.213	5'24.938P	303,4	14:38'44.668
6	41.143	35.307	29.413	33.046	2'18.909P	133,8	14:41'03.577
7	26.107	32.205	30.644	34.209	2'03.165	305,9	14:43'06.742
8	25.911	30.665	29.098	33.087	1'58.761	302,5	14:45'05.503

8° 7 C. DAVIES (1'58.763)							
Lap	Seg.1	Seg.2	Seg.3	Seg.4	Lap Time	km/h	Local Time
							14:25'55.223
1	32.223	32.403	29.887	33.422	2'07.935P	163,6	14:28'03.158
2	26.229	30.949	29.316	33.722	2'00.216	302,5	14:30'03.374
3	26.672	30.675	29.224	33.283	1'59.854	301,7	14:32'03.228
4	25.961	30.744	29.256	33.231	1'59.192	301,7	14:34'02.420
5	27.904	32.176	30.032	33.272	2'03.384	301,7	14:36'05.804
6	25.997	30.738	29.120	32.908	1'58.763	302,5	14:38'04.567
7	25.963	30.732	29.157	32.948	1'58.800	301,7	14:40'03.367
8	29.724	33.423	31.390	1'27.467	3'02.004P	302,5	14:43'05.371

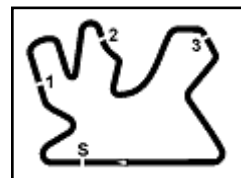
9° 54 T. RAZGATLIOGLU (1'58.777)							
Lap	Seg.1	Seg.2	Seg.3	Seg.4	Lap Time	km/h	Local Time
							14:25'06.446
1	32.248	32.660	30.070	33.753	2'08.731P	149,4	14:27'15.177
2	26.615	31.913	31.078	33.304	2'02.910	297,5	14:29'18.087
3	25.944	30.982	29.393	33.270	1'59.589	302,5	14:31'17.676
4	25.745	31.017	29.233	33.368	1'59.363	303,4	14:33'17.039
5	26.102	30.757	29.250	33.068	1'59.177	296,7	14:35'16.216
6	25.880	30.674	29.145	33.078	1'58.777	298,3	14:37'14.993
7	26.010	30.709	29.261	33.211	1'59.191	293,5	14:39'14.184
8	25.976	31.327	30.209	33.394	2'00.906	295,1	14:41'15.090
9	25.917	30.960	29.716	36.760	2'03.353	297,5	14:43'18.443
10	25.978	30.726	29.316	33.318	1'59.338	296,7	14:45'17.781

10° 45 J. GAGNE (1'58.800)							
Lap	Seg.1	Seg.2	Seg.3	Seg.4	Lap Time	km/h	Local Time
							14:25'02.174
1	36.155	32.640	29.966	33.555	2'12.316P	156,5	14:27'14.490
2	26.077	30.835	29.347	33.341	1'59.600	305,1	14:29'14.090
3	26.227	31.080	29.197	33.355	1'59.859	311,2	14:31'13.949
4	26.120	30.862	29.186	33.124	1'59.292	304,2	14:33'13.241
5	26.266	31.253	31.045	35.257	2'03.821	295,9	14:35'17.062
6	25.952	30.814	29.058	33.492	1'59.316	306,8	14:37'16.378
7	25.917	30.736	29.057	33.090	1'58.800	302,5	14:39'15.178

26/10/2018 P = Pits In/Out - C = Lap Time Cancelled

These data/results cannot be reproduced, stored and/or transmitted in whole or in part by any manner of electronic, mechanical, photocopying, recording, broadcasting or otherwise now known or herein after developed without the previous express consent by the copyright owner, except for reproduction in daily press and regular printed publications on sale to the public within 60 days of the event related to those data/results and always provided that copyright symbol appears together as follows below.

© DORNA WSBK ORGANIZATION Srl 2018



PIRELLI Qatar Round, 25 - 27 October 2018

World Superbike - Chronological Analysis Free Practice 4th Session

Losail International Circuit 5.380 m

2 / 2

8	25.832	30.827	29.164	33.066	1'58.889	305,1	14:41'14.067
9	26.520	31.964	30.096	33.784	2'02.364	303,4	14:43'16.431
10	26.225	31.265	29.670	35.693	2'02.853	302,5	14:45'19.284

6	26.621	31.420	29.715	33.304	2'01.060	301,7	14:37'28.605
7	26.349	31.153	29.740	33.337	2'00.579	300,8	14:39'29.184
8	33.551	31.736	34.829	35.010	2'15.126	300,8	14:41'44.310
9	26.717	31.363	29.756	33.544	2'01.380	301,7	14:43'45.690
10	26.612	33.357	31.022	33.772	2'04.763	301,7	14:45'50.453

11° 60 M. VAN DER MARK (1'59.105)

Lap	Seg.1	Seg.2	Seg.3	Seg.4	Lap Time	km/h	Local Time
							14:25'06.597
1	31.952	32.263	29.935	33.494	2'07.644P	155,4	14:27'14.241
2	26.049	30.926	29.373	33.184	1'59.532	305,1	14:29'13.773
3	26.417	30.935	29.262	33.254	1'59.868	305,9	14:31'13.641
4	26.129	30.856	29.312	33.187	1'59.484	301,7	14:33'13.125
5	35.941	31.684	33.319	33.681	2'14.625	300,0	14:35'27.750
6	26.221	30.812	29.232	33.047	1'59.312	308,6	14:37'27.062
7	25.827	30.772	29.376	33.230	1'59.205	302,5	14:39'26.267
8	36.254	31.265	30.610	33.357	2'11.486	300,0	14:41'37.753
9	25.963	30.946	29.137	33.059	1'59.105	306,8	14:43'36.858
10	26.013	30.840	29.213	33.121	1'59.187	305,1	14:45'36.045

16° 16 G. RUIJU (2'00.390)

Lap	Seg.1	Seg.2	Seg.3	Seg.4	Lap Time	km/h	Local Time
							14:24'53.816
1	44.159	32.617	30.648	33.858	2'21.282P	160,7	14:27'15.098
2	26.627	31.465	30.001	33.750	2'01.843	300,0	14:29'16.941
3	26.277	30.964	30.089	33.425	2'00.755	305,1	14:31'17.696
4	26.220	30.884	29.608	33.678	2'00.390	297,5	14:33'18.086
5	26.258	31.148	29.613	33.705	2'00.724	297,5	14:35'18.810
6	28.646	32.665	30.322	34.230	2'05.863		14:37'24.673
7	26.201	32.316	30.453	33.678	2'02.648	295,1	14:39'27.321
8	27.737	36.018	29.785	33.416	2'06.956	294,3	14:41'34.277
9	27.865	33.015	29.490	33.584	2'03.954	298,3	14:43'38.231
10	26.316	31.018	29.730	33.390	2'00.454	298,3	14:45'38.685

12° 2 L. CAMIER (1'59.335)

Lap	Seg.1	Seg.2	Seg.3	Seg.4	Lap Time	km/h	Local Time
							14:25'25.991
1	32.661	32.285	30.407	33.764	2'09.117P	155,4	14:27'35.108
2	26.322	30.959	29.384	33.333	1'59.998	301,7	14:29'35.106
3	27.137	30.859	29.499	33.501	2'00.996	301,7	14:31'36.102
4	26.020	31.020	29.191	33.436	1'59.667	300,8	14:33'35.769
5	26.077	30.856	29.290	33.219	1'59.442	301,7	14:35'35.211
6	25.933	31.311	30.007	35.666	2'02.917	301,7	14:37'38.128
7	26.007	30.921	29.664	1'52.646	3'19.238P	303,4	14:40'57.366
8	30.886	33.126	29.817	36.621	2'10.450P	159,5	14:43'07.816
9	25.987	30.818	29.230	33.300	1'59.335	301,7	14:45'07.151

17° 40 R. RAMOS (2'00.505)

Lap	Seg.1	Seg.2	Seg.3	Seg.4	Lap Time	km/h	Local Time
							14:25'06.976
1	33.893	32.366	30.352	34.297	2'10.908P	144,8	14:27'17.884
2	26.648	31.329	29.953	33.450	2'01.380	301,7	14:29'19.264
3	26.486	31.066	29.636	33.584	2'00.772	297,5	14:31'20.036
4	26.469	31.172	29.487	33.613	2'00.741	295,1	14:33'20.777
5	26.675	34.553	30.062	33.621	2'04.911	299,2	14:35'25.688
6	26.263	36.036	29.406	33.503	2'05.208	294,3	14:37'30.896
7	26.293	31.185	29.618	33.409	2'00.505	296,7	14:39'31.401
8	27.508	31.800	29.554	33.511	2'02.373	293,5	14:41'33.774
9	28.613	33.044	29.817	34.502	2'05.976	292,7	14:43'39.750

13° 76 L. BAZ (1'59.500)

Lap	Seg.1	Seg.2	Seg.3	Seg.4	Lap Time	km/h	Local Time
							14:25'00.838
1	36.939	31.911	29.723	33.292	2'11.865P	162,7	14:27'12.703
2	26.137	30.818	29.393	33.185	1'59.533	303,4	14:29'12.236
3	26.059	30.709	29.268	33.464	1'59.500	301,7	14:31'11.736
4	26.165	31.510	35.718	35.221	2'08.614	300,0	14:33'20.350
5	26.693	39.388	30.487	33.535	2'10.103	303,4	14:35'30.453
6	26.031	30.977	29.369	33.353	1'59.730	300,0	14:37'30.183
7	25.989	35.966	33.942	33.750	2'09.647	302,5	14:39'39.830
8	26.124	31.069	29.445	33.267	1'59.905	298,3	14:41'39.735
9	26.179	30.924	29.346	33.251	1'59.700	301,7	14:43'39.435

14° 36 L. MERCADO (1'59.527)

Lap	Seg.1	Seg.2	Seg.3	Seg.4	Lap Time	km/h	Local Time
							14:25'06.955
1	33.245	32.322	30.695	34.031	2'10.293P	149,4	14:27'17.248
2	26.579	31.091	29.458	33.013	2'00.141	305,1	14:29'17.389
3	26.129	30.971	29.408	33.019	1'59.527	307,7	14:31'16.916
4	26.127	31.240	29.499	33.428	2'00.294	301,7	14:33'17.210
5	26.210	31.009	29.192	33.182	1'59.593	304,2	14:35'16.803
6	28.736	31.197	29.536	5'30.599	7'00.068P	300,8	14:42'16.871
7	33.795	31.252	29.821	33.048	2'07.916P	142,3	14:44'24.787
8	27.636	31.034	29.287	33.089	2'01.046	298,3	14:46'25.833

15° 77 M. SCHEIB (2'00.188)

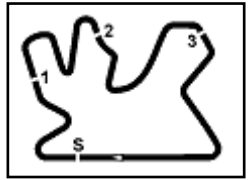
Lap	Seg.1	Seg.2	Seg.3	Seg.4	Lap Time	km/h	Local Time
							14:24'57.610
1	40.428	32.001	29.917	33.250	2'15.596P	163,6	14:27'13.206
2	26.375	31.152	29.639	33.022	2'00.188	304,2	14:29'13.394
3	26.728	31.735	29.612	33.240	2'01.315	302,5	14:31'14.709
4	26.276	31.986	29.750	35.859	2'03.871	300,0	14:33'18.580
5	26.603	38.384	30.315	33.663	2'08.965	299,2	14:35'27.545

26/10/2018 P = Pits In/Out - C = Lap Time Cancelled

These data/results cannot be reproduced, stored and/or transmitted in whole or in part by any manner of electronic, mechanical, photocopying, recording, broadcasting or otherwise now known or herein after developed without the previous express consent by the copyright owner, except for reproduction in daily press and regular printed publications on sale to the public within 60 days of the event related to those data/results and always provided that copyright symbol appears together as follows below.

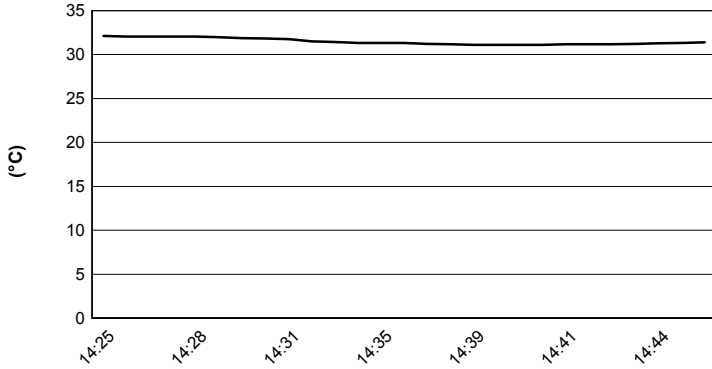
© DORNA WSBK ORGANIZATION Srl 2018



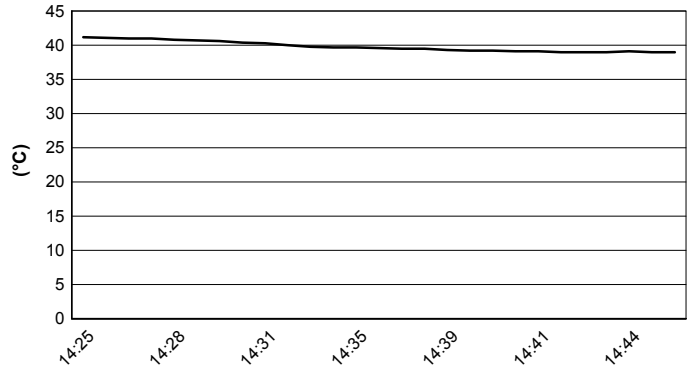


PIRELLI Qatar Round, 25 - 27 October 2018
World Superbike - Weather Report Free Practice 4th Session
 Session started 14:25 - Session ended 14:46


Air Temperature



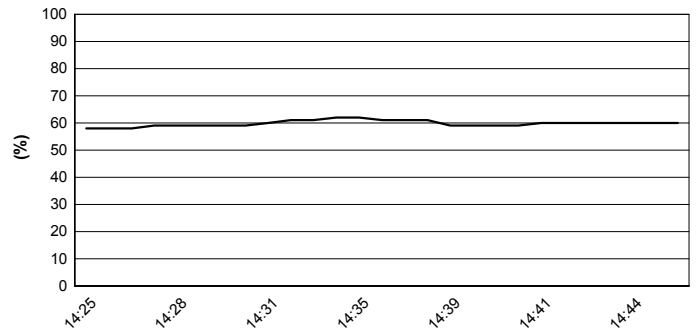
Track Temperature



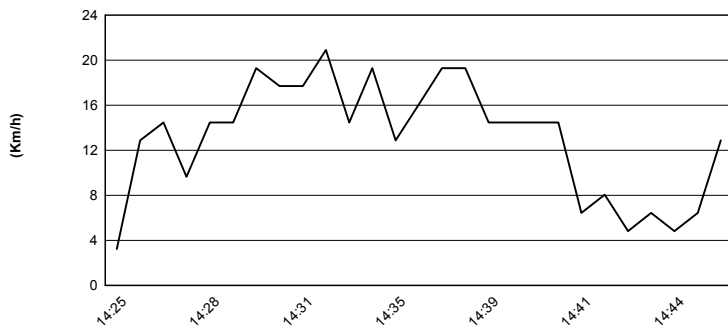
Air Pressure



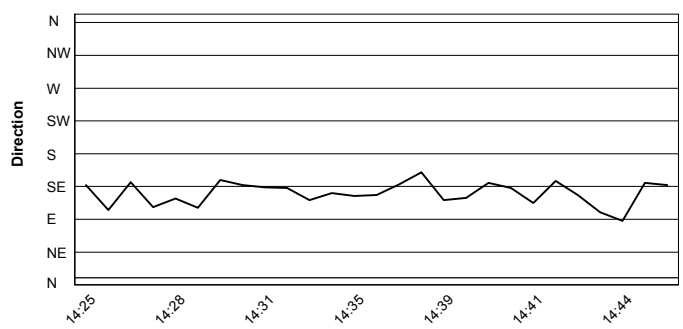
Humidity



Wind Speed



Wind Direction



26/10/2018

These data/results cannot be reproduced, stored and/or transmitted in whole or in part by any manner of electronic, mechanical, photocopying, recording, broadcasting or otherwise now known or herein after developed without the previous express consent by the copyright owner, except for reproduction in daily press and regular printed publications on sale to the public within 60 days of the event related to those data/results and always provided that copyright symbol appears together as follows below.

© DORNA WSBK ORGANIZATION Srl 2018