

PIRELLI Qatar Round, 25 - 27 October 2018

World Superbike - Results Superpole 1

Losail International Circuit 5.380 m

1 / 2

No.	Rider	Nat	Team	Bike	Class	Time	Gap	Rel.	Laps	Speed	
										Avg	Max
1*	2 L. CAMIER	GBR	Red Bull Honda World Superbike Team	Honda CBR1000RR		1'57.555			6	164,757	305,9
2*	12 X. FORES	ESP	Barni Racing Team	Ducati Panigale R	IND	1'57.630	0.075	0.075	2	164,652	310,3
3	36 L. MERCADO	ARG	Orelac Racing VerdNatura	Kawasaki ZX-10RR	IND	1'58.440	0.885	0.810	5	163,526	304,2
4	45 J. GAGNE	USA	Red Bull Honda World Superbike Team	Honda CBR1000RR		1'58.559	1.004	0.119	8	163,362	306,8
5	16 G. RUIJU	ITA	Team Pedercini Racing	Kawasaki ZX-10RR	IND	1'58.956	1.401	0.397	5	162,817	307,7
6	40 R. RAMOS	ESP	Team GoEleven Kawasaki	Kawasaki ZX-10RR	IND	1'59.300	1.745	0.344	6	162,347	303,4
7	77 M. SCHEIB	CHI	MV Agusta Reparto Corse	MV Agusta 1000 F4		1'59.390	1.835	0.090	7	162,225	305,9

* Qualified to Superpole 2

AIR	Humidity:	59%	Temp:	31°C
TRACK	Condition:	Dry	Temp:	33°C

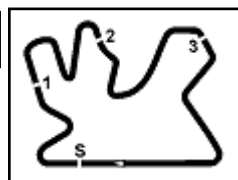
Records	Pole (SP2)	2017	J.Rea	1'56.228	166,640	Km/h
	Race (RC2)	2016	J.Rea	1'56.974	165,580	Km/h
	Circuit (SP2)	2017	J.Rea	1'56.228	166,640	Km/h

Start End The results are provisional until the end of the time limit for protests and appeals
26/10/2018 16:30 16:46 and the completion of the technical checks.

These data/results cannot be reproduced, stored and/or transmitted in whole or in part by any manner of electronic, mechanical, photocopying, recording, broadcasting or otherwise now known or herein after developed without the previous express consent by the copyright owner, except for reproduction in daily press and regular printed publications on sale to the public within 60 days of the event related to those data/results and always provided that copyright symbol appears together as follows below.

© DORNA WSBK ORGANIZATION Srl 2018




PIRELLI Qatar Round, 25 - 27 October 2018
World Superbike - Results Superpole 1

Losail International Circuit 5.380 m

2 / 2

Session Highlights

Local Time	No. Rider	Description
16.30.00		Start
16.43.04	16 G. RUIU	On Asphalt - Re-Joined - Turn 13
16.45.01	36 L. MERCADO	Crashed - Turn 16
16.46.01	36 L. MERCADO	Re-joined
16.46.56		End Of Session

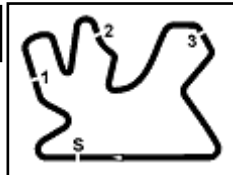
Fastest Laps Sequence

No.	Rider	Nat	Team	Bike	Local Time	Time	Gap	Avg
2	L. CAMIER	GBR	Red Bull Honda World Superbike Team	Honda CBR1000RR	16:34'21.417	1'58.536		163,393
12	X. FORES	ESP	Barni Racing Team	Ducati Panigale R	16:34'54.434	1'57.630	-0.906	164,652
2	L. CAMIER	GBR	Red Bull Honda World Superbike Team	Honda CBR1000RR	16:45'02.643	1'57.555	-0.075	164,757

26/10/2018 Start End The results are provisional until the end of the time limit for protests and appeals
 16:30 16:46 and the completion of the technical checks.

These data/results cannot be reproduced, stored and/or transmitted in whole or in part by any manner of electronic, mechanical, photocopying, recording, broadcasting or otherwise now known or herein after developed without the previous express consent by the copyright owner, except for reproduction in daily press and regular printed publications on sale to the public within 60 days of the event related to those data/results and always provided that copyright symbol appears together as follows below.

© DORNA WSBK ORGANIZATION Srl 2018



PIRELLI Qatar Round, 25 - 27 October 2018 World Superbike - Best Sectors & Speed Superpole 1

BEST LAP			
1	2 L. CAMIER	Honda CBR1000RR	1'57.555
2	12 X. FORES	Ducati Panigale R	1'57.630
3	36 L. MERCADO	Kawasaki ZX-10RR	1'58.440
4	45 J. GAGNE	Honda CBR1000RR	1'58.559
5	16 G. RUIU	Kawasaki ZX-10RR	1'58.956
6	40 R. RAMOS	Kawasaki ZX-10RR	1'59.300
7	77 M. SCHEIB	MV Agusta 1000 F4	1'59.390

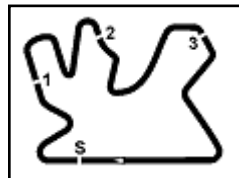
SPEED		
1	12 X. FORES	Ducati Panigale R 310,3
2	16 G. RUIU	Kawasaki ZX-10RR 307,7
3	45 J. GAGNE	Honda CBR1000RR 306,8
4	2 L. CAMIER	Honda CBR1000RR 305,9
5	77 M. SCHEIB	MV Agusta 1000 F4 305,9
6	36 L. MERCADO	Kawasaki ZX-10RR 304,2
7	40 R. RAMOS	Kawasaki ZX-10RR 303,4

SEG. 1		SEG. 2		SEG. 3		SEG. 4	
1	12 X. FORES 25.679	1	2 L. CAMIER 30.394	1	2 L. CAMIER 28.726	1	12 X. FORES 32.420
2	36 L. MERCADO 25.705	2	36 L. MERCADO 30.616	2	12 X. FORES 28.874	2	2 L. CAMIER 32.688
3	2 L. CAMIER 25.747	3	16 G. RUIU 30.653	3	45 J. GAGNE 28.954	3	77 M. SCHEIB 32.816
4	16 G. RUIU 25.758	4	12 X. FORES 30.657	4	36 L. MERCADO 29.060	4	36 L. MERCADO 32.856
5	45 J. GAGNE 25.772	5	45 J. GAGNE 30.772	5	16 G. RUIU 29.155	5	45 J. GAGNE 32.870
6	77 M. SCHEIB 26.009	6	40 R. RAMOS 30.781	6	40 R. RAMOS 29.299	6	16 G. RUIU 32.877
7	40 R. RAMOS 26.034	7	77 M. SCHEIB 30.906	7	77 M. SCHEIB 29.316	7	40 R. RAMOS 33.186

26/10/2018

These data/results cannot be reproduced, stored and/or transmitted in whole or in part by any manner of electronic, mechanical, photocopying, recording, broadcasting or otherwise now known or herein after developed without the previous express consent by the copyright owner, except for reproduction in daily press and regular printed publications on sale to the public within 60 days of the event related to those data/results and always provided that copyright symbol appears together as follows below.

© DORNA WSBK ORGANIZATION Srl 2018



Losail International Circuit 5.380 m

PIRELLI Qatar Round, 25 - 27 October 2018
World Superbike - Ideal Times Superpole 1

No.	Rider	Nat	Bike	Seg. 1	Seg. 2	Seg. 3	Seg. 4	Ideal Time			
				Diff. 1	Diff. 2	Diff. 3	Diff. 4	Best Lap	Pos.	Diff.	
1	2 L. CAMIER	GBR	Honda CBR1000RR	25.747	30.394	28.726	32.688	1'57.555	1'57.555	1	
2	12 X. FORES	ESP	Ducati Panigale R	25.679	30.657	28.874	32.420	1'57.630	1'57.630	2	
3	36 L. MERCADO	ARG	Kawasaki ZX-10RR	25.705	30.616 0.074	29.060 0.038	32.856 0.091	1'58.237	1'58.440	3	0.203
4	45 J. GAGNE	USA	Honda CBR1000RR	25.772 0.043	30.772 0.148	28.954	32.870	1'58.368	1'58.559	4	0.191
5	16 G. RUIU	ITA	Kawasaki ZX-10RR	25.758 0.022	30.653	29.155	32.877 0.491	1'58.443	1'58.956	5	0.513
6	77 M. SCHEIB	CHI	MV Agusta 1000 F4	26.009 0.260	30.906	29.316 0.083	32.816	1'59.047	1'59.390	7	0.343
7	40 R. RAMOS	ESP	Kawasaki ZX-10RR	26.034	30.781	29.299	33.186	1'59.300	1'59.300	6	
Overall Ideal Time				25.679	30.394	28.726	32.420	1'57.219			

26/10/2018

These data/results cannot be reproduced, stored and/or transmitted in whole or in part by any manner of electronic, mechanical, photocopying, recording, broadcasting or otherwise now known or herein after developed without the previous express consent by the copyright owner, except for reproduction in daily press and regular printed publications on sale to the public within 60 days of the event related to those data/results and always provided that copyright symbol appears together as follows below.

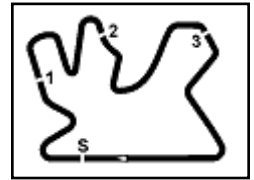
© DORNA WSBK ORGANIZATION Srl 2018

PIRELLI PERUGIA TIMING


Official Tyre Supplier



Official Timekeeper



Losail International Circuit 5.380 m

PIRELLI Qatar Round, 25 - 27 October 2018 World Superbike - Chronological Analysis Superpole 1

1° 2 L. CAMIER (1'57.555)								5	33.159	31.787	31.271	34.066	2'10.283P	117,4	16:42'03.082
Lap	Seg.1	Seg.2	Seg.3	Seg.4	Lap Time	km/h	Local Time	6	26.269	30.906	29.399	32.816	1'59.390	303,4	16:44'02.472
							16:30'15.490	7	26.275	31.002	29.316	32.968	1'59.561	303,4	16:46'02.033
1	31.685	31.981	29.920	33.805	2'07.391P	161,9	16:32'22.881								
2	25.823	30.669	29.008	33.036	1'58.536	305,1	16:34'21.417								
3	25.804	30.848	28.939	32.893	1'58.484	305,1	16:36'19.901								
4	26.564	31.263	29.488	3'04.065	4'31.380P	304,2	16:40'51.281								
5	31.808	31.075	37.620	33.304	2'13.807P	150,2	16:43'05.088								
6	25.747	30.394	28.726	32.688	1'57.555	305,9	16:45'02.643								

2° 12 X. FORES (1'57.630)							
Lap	Seg.1	Seg.2	Seg.3	Seg.4	Lap Time	km/h	Local Time
							16:30'48.253
1	33.957	31.618	30.202	32.774	2'08.551P	125,3	16:32'56.804
2	25.679	30.657	28.874	32.420	1'57.630	310,3	16:34'54.434

3° 36 L. MERCADO (1'58.440)							
Lap	Seg.1	Seg.2	Seg.3	Seg.4	Lap Time	km/h	Local Time
							16:30'16.447
1	50.421	36.644	41.081	33.058	2'41.204P		16:32'57.651
2	25.849	30.715	29.060	32.856	1'58.480	304,2	16:34'56.131
3	25.705	30.690	29.098	32.947	1'58.440	304,2	16:36'54.571
4	25.976	30.844	29.714	2'26.817	3'53.351P	301,7	16:40'47.922
5	35.556	31.397	33.503	33.353	2'13.809P	100,0	16:43'01.731

4° 45 J. GAGNE (1'58.559)							
Lap	Seg.1	Seg.2	Seg.3	Seg.4	Lap Time	km/h	Local Time
							16:30'35.707
1	32.309	32.333	29.647	33.219	2'07.508P	132,5	16:32'43.215
2	25.962	31.105	29.129	33.043	1'59.239	305,1	16:34'42.454
3	25.772	31.073	29.116	33.032	1'58.993	305,1	16:36'41.447
4	25.930	30.772	29.061	33.044	1'58.807	306,8	16:38'40.254
5	25.846	30.854	29.033	33.150	1'58.883	305,9	16:40'39.137
6	28.721	32.355	29.727	33.694	2'04.497		16:42'43.634
7	25.876	30.959	29.149	33.100	1'59.084	305,9	16:44'42.718
8	25.815	30.920	28.954	32.870	1'58.559	305,9	16:46'41.277

5° 16 G. RUIJ (1'58.956)							
Lap	Seg.1	Seg.2	Seg.3	Seg.4	Lap Time	km/h	Local Time
							16:30'02.061
1	40.180	33.725	32.461	34.950	2'21.316P	131,5	16:32'23.377
2	26.071	31.212	29.432	32.877	1'59.592	306,8	16:34'22.969
3	25.758	40.422	35.915	4'38.336	6'20.431P	307,7	16:40'43.400
4	38.380	32.174	30.284	38.080	2'18.918P		16:43'02.318
5	25.780	30.653	29.155	33.368	1'58.956	302,5	16:45'01.274

6° 40 R. RAMOS (1'59.300)							
Lap	Seg.1	Seg.2	Seg.3	Seg.4	Lap Time	km/h	Local Time
							16:30'04.496
1	41.392	31.945	31.490	33.833	2'18.660P		16:32'23.156
2	26.119	30.990	29.355	33.256	1'59.720	300,8	16:34'22.876
3	26.352	32.749	29.421	33.456	2'01.978	297,5	16:36'24.854
4	27.378	30.973	29.398	2'43.737	4'11.486P	295,1	16:40'36.340
5	41.283	33.360	38.130	36.189	2'28.962P		16:43'05.302
6	26.034	30.781	29.299	33.186	1'59.300	303,4	16:45'04.602

7° 77 M. SCHEIB (1'59.390)							
Lap	Seg.1	Seg.2	Seg.3	Seg.4	Lap Time	km/h	Local Time
							16:30'03.680
1	44.592	32.315	30.189	33.558	2'20.654P		16:32'24.334
2	26.495	31.083	29.450	33.095	2'00.123	305,9	16:34'24.457
3	26.009	30.940	29.471	33.068	1'59.488	305,9	16:36'23.945
4	31.123	36.392	30.326	1'51.013	3'28.854P	301,7	16:39'52.799

26/10/2018 P = Pits In/Out - C = Lap Time Cancelled

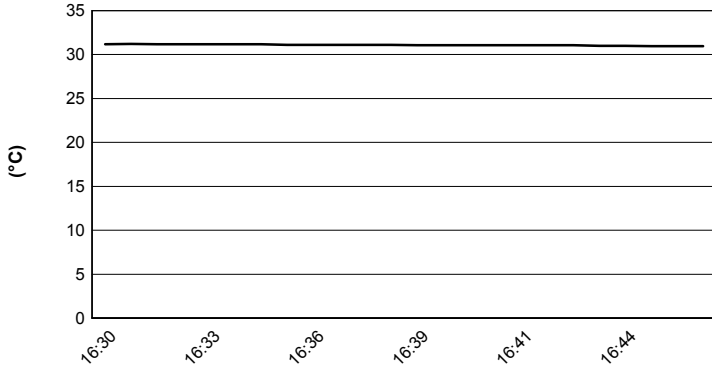
These data/results cannot be reproduced, stored and/or transmitted in whole or in part by any manner of electronic, mechanical, photocopying, recording, broadcasting or otherwise now known or herein after developed without the previous express consent by the copyright owner, except for reproduction in daily press and regular printed publications on sale to the public within 60 days of the event related to those data/results and always provided that copyright symbol appears together as follows below.

© DORNA WSBK ORGANIZATION Srl 2018

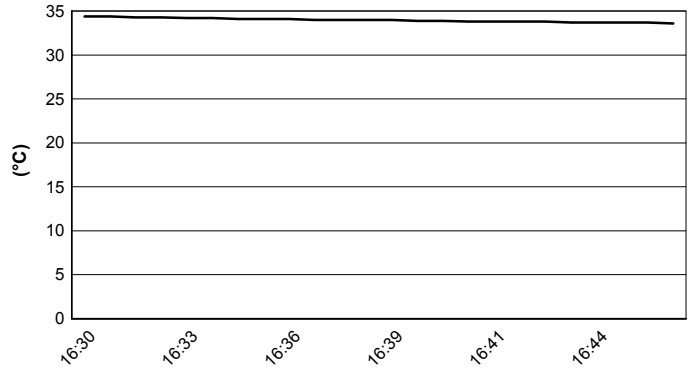
PIRELLI Qatar Round, 25 - 27 October 2018
World Superbike - Weather Report Superpole 1
 Session started 16:30 - Session ended 16:46

Losail International Circuit 5.380 m

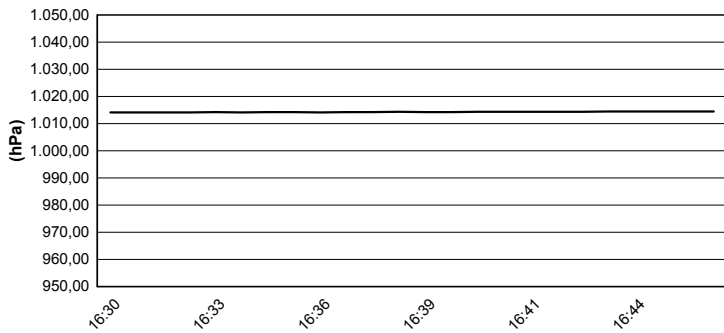
Air Temperature



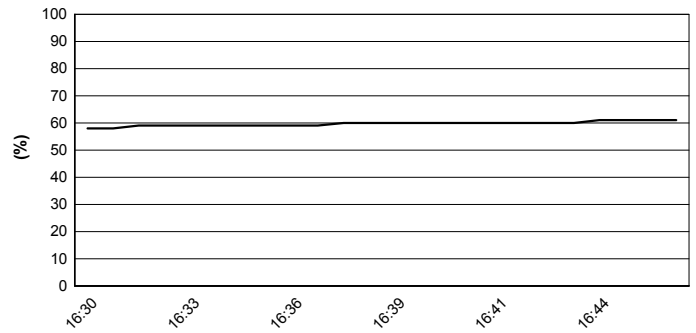
Track Temperature



Air Pressure



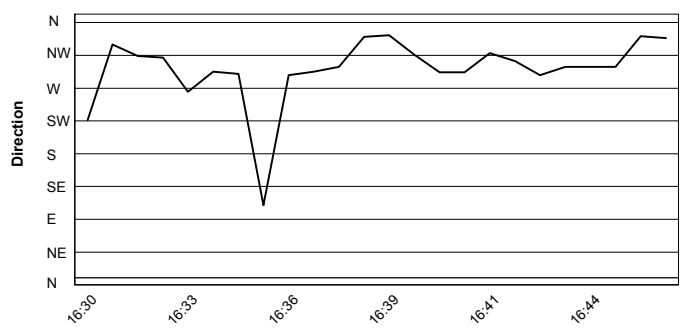
Humidity



Wind Speed



Wind Direction



26/10/2018

These data/results cannot be reproduced, stored and/or transmitted in whole or in part by any manner of electronic, mechanical, photocopying, recording, broadcasting or otherwise now known or herein after developed without the previous express consent by the copyright owner, except for reproduction in daily press and regular printed publications on sale to the public within 60 days of the event related to those data/results and always provided that copyright symbol appears together as follows below.

© DORNA WSBK ORGANIZATION Srl 2018