
**PIRELLI Qatar Round, 25 - 27 October 2018**
**World Superbike - Free Practices & Superpole Combined Results**

No.	Rider	Nat	Team	Bike	Class	FPs	LL	Superpole	Gap	Time	Avg
1	<b>66 T. SYKES</b>	GBR	Kawasaki Racing Team WorldSBK	Kawasaki ZX-10RR		1'57.514	46	<b>1'56.124</b>		<b>1'56.124</b>	166,787
2	<b>1 J. REA</b>	GBR	Kawasaki Racing Team WorldSBK	Kawasaki ZX-10RR		1'57.506	32	<b>1'56.255</b>	0.131	<b>1'56.255</b>	166,599
3	<b>22 A. LOWES</b>	GBR	Pata Yamaha Official WorldSBK Team	Yamaha YZF R1		1'57.656	51	<b>1'56.355</b>	0.231	<b>1'56.355</b>	166,456
4	<b>50 E. LAVERTY</b>	IRL	Milwaukee Aprilia	Aprilia RSV4 RF		1'57.323	44	<b>1'56.534</b>	0.410	<b>1'56.534</b>	166,200
5	<b>32 L. SAVADORI</b>	ITA	Milwaukee Aprilia	Aprilia RSV4 RF		1'57.799	44	<b>1'56.959</b>	0.835	<b>1'56.959</b>	165,596
6	<b>12 X. FORES</b>	ESP	Barni Racing Team	Ducati Panigale R	IND	1'58.241	43	<b>1'57.281</b>	1.157	<b>1'57.281</b>	165,142
7	<b>76 L. BAZ</b>	FRA	GULF ALTHEA BMW Racing Team	BMW S 1000 RR		1'57.922	50	<b>1'57.347</b>	1.223	<b>1'57.347</b>	165,049
8	<b>60 M. VAN DER MARK</b>	NED	Pata Yamaha Official WorldSBK Team	Yamaha YZF R1		1'57.980	33	<b>1'57.362</b>	1.238	<b>1'57.362</b>	165,028
9	<b>33 M. MELANDRI</b>	ITA	Aruba.it Racing - Ducati	Ducati Panigale R		1'57.924	47	<b>1'57.407</b>	1.283	<b>1'57.407</b>	164,965
10	<b>2 L. CAMIER</b>	GBR	Red Bull Honda World Superbike Team	Honda CBR1000RR		1'59.214	29	<b>1'57.682</b>	1.558	<b>1'57.682</b>	164,579
11	<b>54 T. RAZGATLIOGLU</b>	TUR	Kawasaki Puccetti Racing	Kawasaki ZX-10RR	IND	1'58.054	44	<b>1'57.695</b>	1.571	<b>1'57.695</b>	164,561
12	<b>7 C. DAVIES</b>	GBR	Aruba.it Racing - Ducati	Ducati Panigale R		1'58.046	40	<b>1'57.867</b>	1.743	<b>1'57.867</b>	164,321
13	<b>36 L. MERCADO</b>	ARG	Orelac Racing VerdNatura	Kawasaki ZX-10RR	IND	1'58.173	46	<b>1'58.440</b>		<b>1'58.440</b>	163,526
14	<b>45 J. GAGNE</b>	USA	Red Bull Honda World Superbike Team	Honda CBR1000RR		1'58.556	44	<b>1'58.559</b>	0.119	<b>1'58.559</b>	163,362
15	<b>16 G. RUIU</b>	ITA	Team Pedercini Racing	Kawasaki ZX-10RR	IND	1'59.951	37	<b>1'58.956</b>	0.516	<b>1'58.956</b>	162,817
16	<b>40 R. RAMOS</b>	ESP	Team GoEleven Kawasaki	Kawasaki ZX-10RR	IND	1'59.785	46	<b>1'59.300</b>	0.860	<b>1'59.300</b>	162,347
17	<b>77 M. SCHEIB</b>	CHI	MV Agusta Reparto Corse	MV Agusta 1000 F4		2'00.505	47	<b>1'59.390</b>	0.950	<b>1'59.390</b>	162,225

26/10/2018

The results are provisional until the end of the time limit for protests and appeals and the completion of the technical checks.

These data/results cannot be reproduced, stored and/or transmitted in whole or in part by any manner of electronic, mechanical, photocopying, recording, broadcasting or otherwise now known or herein after developed without the previous express consent by the copyright owner, except for reproduction in daily press and regular printed publications on sale to the public within 60 days of the event related to those data/results and always provided that copyright symbol appears together as follows below.

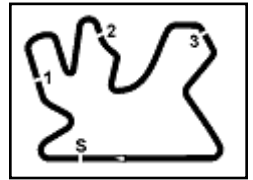
© DORNA WSBK ORGANIZATION Srl 2018

**FIKX PERUGIA TIMING**


Official Tyre Supplier



Official Timekeeper



Losail International Circuit 5.380 m

## PIRELLI Qatar Round, 25 - 27 October 2018

### World Superbike - Starting Grid - Race 1

17 Laps x 5,380 km = 91,460 km

Pos	Number	Rider	Team	Time	Class
1	66	SYKES T.	Kawasaki	1'56.124	SP2
2	1	REA J.	Kawasaki	1'56.255	SP2
3	22	LOWES A.	Yamaha	1'56.355	SP2
4	50	LAVERTY E.	Aprilia	1'56.534	SP2
5	32	SAVADORI L.	Aprilia	1'56.959	SP2
6	12	FORES X.	Ducati	1'57.281	SP2
7	76	BAZ L.	BMW	1'57.347	SP2
8	60	VAN DER MARK M.	Yamaha	1'57.362	SP2
9	33	MELANDRI M.	Ducati	1'57.407	SP2
10	2	CAMIER L.	Honda	1'57.682	SP2
11	54	RAZGATLIOGLU T.	Kawasaki	1'57.695	SP2
12	7	DAVIES C.	Ducati	1'57.867	SP2
13	36	MERCADO L.	Kawasaki	1'58.440	SP1
14	45	GAGNE J.	Honda	1'58.559	SP1
15	16	RUIU G.	Kawasaki	1'58.956	SP1
16	40	RAMOS R.	Kawasaki	1'59.300	SP1
17	77	SCHEIB M.	MV Agusta	1'59.390	SP1

26/10/2018 Jury President .....

These data/results cannot be reproduced, stored and/or transmitted in whole or in part by any manner of electronic, mechanical, photocopying, recording, broadcasting or otherwise now known or herein after developed without the previous express consent by the copyright owner, except for reproduction in daily press and regular printed publications on sale to the public within 60 days of the event related to those data/results and always provided that copyright symbol appears together as follows below.

© DORNA WSBK ORGANIZATION Srl 2018

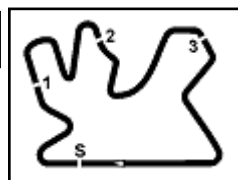
FKR PERUGIA TIMING



Official Tyre Supplier



Official Timekeeper



## PIRELLI Qatar Round, 25 - 27 October 2018

### World Superbike - Results Superpole 2

Losail International Circuit 5.380 m

1 / 2

No.	Rider	Nat	Team	Bike	Class	Time	Gap	Rel.	Laps	Speed	
										Avg	Max
1	<b>66 T. SYKES</b>	GBR	Kawasaki Racing Team WorldSBK	Kawasaki ZX-10RR		<b>1'56.124</b>			5	166,787	<b>305,9</b>
2	<b>1 J. REA</b>	GBR	Kawasaki Racing Team WorldSBK	Kawasaki ZX-10RR		<b>1'56.255</b>	0.131	0.131	6	166,599	<b>307,7</b>
3	<b>22 A. LOWES</b>	GBR	Pata Yamaha Official WorldSBK Team	Yamaha YZF R1		<b>1'56.355</b>	0.231	0.100	7	166,456	<b>314,0</b>
4	<b>50 E. LAVERTY</b>	IRL	Milwaukee Aprilia	Aprilia RSV4 RF		<b>1'56.534</b>	0.410	0.179	7	166,200	<b>313,0</b>
5	<b>32 L. SAVADORI</b>	ITA	Milwaukee Aprilia	Aprilia RSV4 RF		<b>1'56.959</b>	0.835	0.425	6	165,596	<b>310,3</b>
6	<b>12 X. FORES</b>	ESP	Barni Racing Team	Ducati Panigale R	IND	<b>1'57.281</b>	1.157	0.322	5	165,142	<b>314,0</b>
7	<b>76 L. BAZ</b>	FRA	GULF ALTHEA BMW Racing Team	BMW S 1000 RR		<b>1'57.347</b>	1.223	0.066	6	165,049	<b>305,9</b>
8	<b>60 M. VAN DER MARK</b>	NED	Pata Yamaha Official WorldSBK Team	Yamaha YZF R1		<b>1'57.362</b>	1.238	0.015	6	165,028	<b>309,5</b>
9	<b>33 M. MELANDRI</b>	ITA	Aruba.it Racing - Ducati	Ducati Panigale R		<b>1'57.407</b>	1.283	0.045	6	164,965	<b>309,5</b>
10	<b>2 L. CAMIER</b>	GBR	Red Bull Honda World Superbike Team	Honda CBR1000RR		<b>1'57.682</b>	1.558	0.275	6	164,579	<b>307,7</b>
11	<b>54 T. RAZGATLIOGLU</b>	TUR	Kawasaki Puccetti Racing	Kawasaki ZX-10RR	IND	<b>1'57.695</b>	1.571	0.013	6	164,561	<b>303,4</b>
12	<b>7 C. DAVIES</b>	GBR	Aruba.it Racing - Ducati	Ducati Panigale R		<b>1'57.867</b>	1.743	0.172	6	164,321	<b>307,7</b>

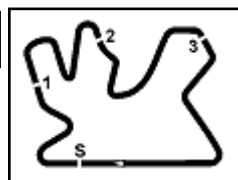
AIR	Humidity:	62%	Temp:	30°C
TRACK	Condition:	Dry	Temp:	32°C

Records	Pole (SP2)	2017	J.Rea	1'56.228	166,640	Km/h
	Race (RC2)	2016	J.Rea	1'56.974	165,580	Km/h
	Circuit (SP2)	2017	J.Rea	1'56.228	166,640	Km/h

Start                      End                      The results are provisional until the end of the time limit for protests and appeals  
26/10/2018            16:55                      17:12                      and the completion of the technical checks.

These data/results cannot be reproduced, stored and/or transmitted in whole or in part by any manner of electronic, mechanical, photocopying, recording, broadcasting or otherwise now known or herein after developed without the previous express consent by the copyright owner, except for reproduction in daily press and regular printed publications on sale to the public within 60 days of the event related to those data/results and always provided that copyright symbol appears together as follows below.

© DORNA WSBK ORGANIZATION Srl 2018



## PIRELLI Qatar Round, 25 - 27 October 2018

### World Superbike - Results Superpole 2

Losail International Circuit 5.380 m

2 / 2

#### Session Highlights

Local Time	No. Rider	Description
16.55.00		Start
16.57.55	32 L. SAVADORI	On Asphalt - Re-Joined - Turn 1
17.01.18	76 L. BAZ	On Asphalt - Re-Joined - Turn 1
17.10.57		New Pole Record
17.11.46		World Superbike Tissot Superpole Award Winner: Tom Sykes
17.12.01		End Of Session

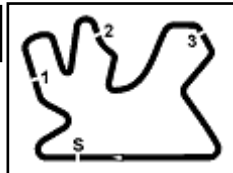
#### Fastest Laps Sequence

No.	Rider	Nat	Team	Bike	Local Time	Time	Gap	Avg
1	J. REA	GBR	Kawasaki Racing Team WorldSBK	Kawasaki ZX-10RR	16:59'01.556	<b>1'57.286</b>		165,135
50	E. LAVERTY	IRL	Milwaukee Aprilia	Aprilia RSV4 RF	16:59'08.808	<b>1'57.262</b>	-0.024	165,169
22	A. LOWES	GBR	Pata Yamaha Official WorldSBK Team	Yamaha YZF R1	16:59'11.434	<b>1'57.128</b>	-0.134	165,358
50	E. LAVERTY	IRL	Milwaukee Aprilia	Aprilia RSV4 RF	17:09'36.316	<b>1'56.534</b>	-0.594	166,200
22	A. LOWES	GBR	Pata Yamaha Official WorldSBK Team	Yamaha YZF R1	17:09'42.758	<b>1'56.355</b>	-0.179	166,456
1	J. REA	GBR	Kawasaki Racing Team WorldSBK	Kawasaki ZX-10RR	17:10'11.653	<b>1'56.255</b>	-0.100	166,599
66	T. SYKES	GBR	Kawasaki Racing Team WorldSBK	Kawasaki ZX-10RR	17:10'46.853	<b>1'56.124</b>	-0.131	166,787

26/10/2018      Start      End      The results are provisional until the end of the time limit for protests and appeals  
16:55      17:12      and the completion of the technical checks.

These data/results cannot be reproduced, stored and/or transmitted in whole or in part by any manner of electronic, mechanical, photocopying, recording, broadcasting or otherwise now known or herein after developed without the previous express consent by the copyright owner, except for reproduction in daily press and regular printed publications on sale to the public within 60 days of the event related to those data/results and always provided that copyright symbol appears together as follows below.

© DORNA WSBK ORGANIZATION Srl 2018



**PIRELLI Qatar Round, 25 - 27 October 2018**  
**World Superbike - Best Sectors & Speed Superpole 2**

Losail International Circuit 5.380 m

BEST LAP		
1	66 T. SYKES	Kawasaki ZX-10RR 1'56.124
2	1 J. REA	Kawasaki ZX-10RR 1'56.255
3	22 A. LOWES	Yamaha YZF R1 1'56.355
4	50 E. LAVERTY	Aprilia RSV4 RF 1'56.534
5	32 L. SAVADORI	Aprilia RSV4 RF 1'56.959
6	12 X. FORES	Ducati Panigale R 1'57.281
7	76 L. BAZ	BMW S 1000 RR 1'57.347
8	60 M. VAN DER MARK	Yamaha YZF R1 1'57.362
9	33 M. MELANDRI	Ducati Panigale R 1'57.407
10	2 L. CAMIER	Honda CBR1000RR 1'57.682
11	54 T. RAZGATLIOGLU	Kawasaki ZX-10RR 1'57.695
12	7 C. DAVIES	Ducati Panigale R 1'57.867

SPEED		
1	12 X. FORES	Ducati Panigale R 314,0
2	22 A. LOWES	Yamaha YZF R1 314,0
3	50 E. LAVERTY	Aprilia RSV4 RF 313,0
4	32 L. SAVADORI	Aprilia RSV4 RF 310,3
5	33 M. MELANDRI	Ducati Panigale R 309,5
6	60 M. VAN DER MARK	Yamaha YZF R1 309,5
7	7 C. DAVIES	Ducati Panigale R 307,7
8	2 L. CAMIER	Honda CBR1000RR 307,7
9	1 J. REA	Kawasaki ZX-10RR 307,7
10	66 T. SYKES	Kawasaki ZX-10RR 305,9
11	76 L. BAZ	BMW S 1000 RR 305,9
12	54 T. RAZGATLIOGLU	Kawasaki ZX-10RR 303,4

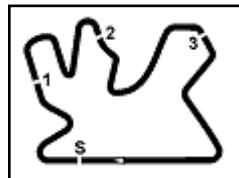
SEG. 1		SEG. 2		SEG. 3		SEG. 4	
1	66 T. SYKES 25.236	1	66 T. SYKES 29.947	1	22 A. LOWES 28.447	1	50 E. LAVERTY 32.349
2	1 J. REA 25.299	2	1 J. REA 30.047	2	66 T. SYKES 28.480	2	22 A. LOWES 32.400
3	22 A. LOWES 25.352	3	50 E. LAVERTY 30.067	3	1 J. REA 28.505	3	1 J. REA 32.404
4	50 E. LAVERTY 25.428	4	22 A. LOWES 30.130	4	2 L. CAMIER 28.653	4	66 T. SYKES 32.461
5	32 L. SAVADORI 25.498	5	76 L. BAZ 30.186	5	12 X. FORES 28.665	5	12 X. FORES 32.550
6	60 M. VAN DER MARK 25.521	6	32 L. SAVADORI 30.206	6	32 L. SAVADORI 28.666	6	32 L. SAVADORI 32.589
7	54 T. RAZGATLIOGLU 25.546	7	7 C. DAVIES 30.333	7	76 L. BAZ 28.683	7	33 M. MELANDRI 32.603
8	12 X. FORES 25.591	8	2 L. CAMIER 30.354	8	50 E. LAVERTY 28.689	8	76 L. BAZ 32.678
9	76 L. BAZ 25.594	9	54 T. RAZGATLIOGLU 30.374	9	33 M. MELANDRI 28.734	9	60 M. VAN DER MARK 32.687
10	33 M. MELANDRI 25.607	10	33 M. MELANDRI 30.390	10	60 M. VAN DER MARK 28.758	10	54 T. RAZGATLIOGLU 32.763
11	7 C. DAVIES 25.694	11	60 M. VAN DER MARK 30.396	11	7 C. DAVIES 28.761	11	7 C. DAVIES 32.842
12	2 L. CAMIER 25.739	12	12 X. FORES 30.475	12	54 T. RAZGATLIOGLU 28.897	12	2 L. CAMIER 32.873

26/10/2018

These data/results cannot be reproduced, stored and/or transmitted in whole or in part by any manner of electronic, mechanical, photocopying, recording, broadcasting or otherwise now known or herein after developed without the previous express consent by the copyright owner, except for reproduction in daily press and regular printed publications on sale to the public within 60 days of the event related to those data/results and always provided that copyright symbol appears together as follows below.

© DORNA WSBK ORGANIZATION Srl 2018





Losail International Circuit 5.380 m

## PIRELLI Qatar Round, 25 - 27 October 2018

### World Superbike - Ideal Times Superpole 2

No.	Rider	Nat	Bike	Seg. 1	Seg. 2	Seg. 3	Seg. 4	Ideal Time			
				Diff. 1	Diff. 2	Diff. 3	Diff. 4	Best Lap	Pos.	Diff.	
1	<b>66 T. SYKES</b>	GBR	Kawasaki ZX-10RR	<b>25.236</b>	<b>29.947</b>	28.480	32.461	<b>1'56.124</b>	1'56.124	1	
2	<b>1 J. REA</b>	GBR	Kawasaki ZX-10RR	25.299	30.047	28.505	32.404	<b>1'56.255</b>	1'56.255	2	
3	<b>22 A. LOWES</b>	GBR	Yamaha YZF R1	25.352	30.130	<b>28.447</b>	32.400 0.026	<b>1'56.329</b>	1'56.355	3	0.026
4	<b>50 E. LAVERTY</b>	IRL	Aprilia RSV4 RF	25.428 0.001	30.067	28.689	<b>32.349</b>	<b>1'56.533</b>	1'56.534	4	0.001
5	<b>32 L. SAVADORI</b>	ITA	Aprilia RSV4 RF	25.498	30.206	28.666	32.589	<b>1'56.959</b>	1'56.959	5	
6	<b>76 L. BAZ</b>	FRA	BMW S 1000 RR	25.594	30.186	28.683	32.678 0.206	<b>1'57.141</b>	1'57.347	7	0.206
7	<b>12 X. FORES</b>	ESP	Ducati Panigale R	25.591	30.475	28.665	32.550	<b>1'57.281</b>	1'57.281	6	
8	<b>33 M. MELANDRI</b>	ITA	Ducati Panigale R	25.607 0.073	30.390	28.734	32.603	<b>1'57.334</b>	1'57.407	9	0.073
9	<b>60 M. VAN DER MARK</b>	NED	Yamaha YZF R1	25.521	30.396	28.758	32.687	<b>1'57.362</b>	1'57.362	8	
10	<b>54 T. RAZGATLIOGLU</b>	TUR	Kawasaki ZX-10RR	25.546	30.374	28.897	32.763 0.115	<b>1'57.580</b>	1'57.695	11	0.115
11	<b>2 L. CAMIER</b>	GBR	Honda CBR1000RR	25.739 0.063	30.354	28.653	32.873	<b>1'57.619</b>	1'57.682	10	0.063
12	<b>7 C. DAVIES</b>	GBR	Ducati Panigale R	25.694 0.237	30.333	28.761	32.842	<b>1'57.630</b>	1'57.867	12	0.237
<b>Overall Ideal Time</b>				25.236	29.947	28.447	32.349	<b>1'55.979</b>			

26/10/2018

These data/results cannot be reproduced, stored and/or transmitted in whole or in part by any manner of electronic, mechanical, photocopying, recording, broadcasting or otherwise now known or herein after developed without the previous express consent by the copyright owner, except for reproduction in daily press and regular printed publications on sale to the public within 60 days of the event related to those data/results and always provided that copyright symbol appears together as follows below.

© DORNA WSBK ORGANIZATION Srl 2018

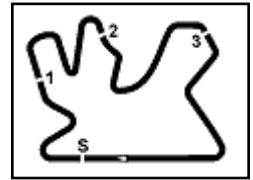
PIRELLI PERUGIA TIMING



Official Tyre Supplier



Official Timekeeper



## PIRELLI Qatar Round, 25 - 27 October 2018 World Superbike - Chronological Analysis Superpole 2

Losail International Circuit 5.380 m

1° 66 T. SYKES (1'56.124)							
Lap	Seg.1	Seg.2	Seg.3	Seg.4	Lap Time	km/h	Local Time
16:55'01.531							
1	33.414	32.505	29.747	33.706	2'09.372P	146,9	16:58'05.866
2	25.508	30.240	28.739	32.720	1'57.207	<b>305,9</b>	17:00'03.073
3	26.795	31.538	29.845	5'12.269	6'40.447P	305,1	17:06'43.520
4	31.802	32.034	30.371	33.002	2'07.209P	143,0	17:08'50.729
5	<b>25.236</b>	<b>29.947</b>	<b>28.480</b>	32.461	<b>1'56.124</b>	<b>305,9</b>	17:10'46.853

2° 1 J. REA (1'56.255)							
Lap	Seg.1	Seg.2	Seg.3	Seg.4	Lap Time	km/h	Local Time
16:55'01.531							
1	30.016	30.806	29.038	32.879	2'02.739P	168,8	16:57'04.270
2	25.466	30.283	28.947	32.590	1'57.286	306,8	16:59'01.556
3	25.532	30.403	28.852	32.629	1'57.416	<b>307,7</b>	17:00'58.972
4	27.655	31.806	30.095	3'40.596	5'10.152P		17:06'09.124
5	32.436	31.501	29.615	32.722	2'06.274P	142,5	17:08'15.398
6	<b>25.299</b>	<b>30.047</b>	<b>28.505</b>	32.404	<b>1'56.255</b>	306,8	17:10'11.653

3° 22 A. LOWES (1'56.355)							
Lap	Seg.1	Seg.2	Seg.3	Seg.4	Lap Time	km/h	Local Time
16:55'03.030							
1	34.322	34.342	29.730	32.882	2'11.276P	138,5	16:57'14.306
2	25.652	30.335	28.589	32.552	1'57.128	310,3	16:59'11.434
3	25.866	30.706	28.845	32.400	1'57.817	313,0	17:01'09.251
4	25.751	30.596	28.749	3'03.054	4'28.150P	<b>314,0</b>	17:05'37.401
5	32.317	32.787	30.687	33.211	2'09.002P	141,2	17:07'46.403
6	<b>25.352</b>	<b>30.130</b>	<b>28.447</b>	32.426	<b>1'56.355</b>	305,1	17:09'42.758
7	30.494	31.804	29.033	34.882	2'06.213	307,7	17:11'48.971

4° 50 E. LAVERTY (1'56.534)							
Lap	Seg.1	Seg.2	Seg.3	Seg.4	Lap Time	km/h	Local Time
16:55'01.514							
1	33.690	33.026	30.265	33.051	2'10.032P	152,5	16:57'11.546
2	25.577	30.299	28.873	32.513	1'57.262	311,2	16:59'08.808
3	25.704	30.503	28.876	32.516	1'57.599	<b>313,0</b>	17:01'06.407
4	27.492	31.208	32.383	2'55.072	4'26.155P	<b>313,0</b>	17:05'32.562
5	31.753	31.804	30.480	33.183	2'07.220P	157,4	17:07'39.782
6	25.429	<b>30.067</b>	<b>28.689</b>	32.349	<b>1'56.534</b>	309,5	17:09'36.316
7	<b>25.428</b>	30.490	29.214	33.192	1'58.324	310,3	17:11'34.640

5° 32 L. SAVADORI (1'56.959)							
Lap	Seg.1	Seg.2	Seg.3	Seg.4	Lap Time	km/h	Local Time
16:55'03.738							
1	31.761	33.536	29.992	33.228	2'08.517P	163,4	16:57'12.255
2	28.296	30.946	28.996	32.889	2'01.127	<b>310,3</b>	16:59'13.382
3	25.618	30.661	28.949	32.698	1'57.926		17:01'11.308
4	26.796	31.234	29.464	3'15.563	4'43.057P	309,5	17:05'54.365
5	47.350	35.123	30.507	40.816	2'33.796P		17:08'28.161
6	<b>25.498</b>	<b>30.206</b>	<b>28.666</b>	32.589	<b>1'56.959</b>	305,1	17:10'25.120

6° 12 X. FORES (1'57.281)							
Lap	Seg.1	Seg.2	Seg.3	Seg.4	Lap Time	km/h	Local Time
16:55'32.566							
1	31.026	31.278	29.511	32.881	2'04.696P	168,8	16:57'37.262
2	25.719	30.688	29.071	32.556	1'58.034	309,5	16:59'35.296
3	28.413	31.779	30.052	5'01.515	6'31.759P	310,3	17:06'07.055
4	36.282	31.190	29.840	33.078	2'10.390P		17:08'17.445
5	<b>25.591</b>	<b>30.475</b>	<b>28.665</b>	32.550	<b>1'57.281</b>	<b>314,0</b>	17:10'14.726

7° 76 L. BAZ (1'57.347)							
Lap	Seg.1	Seg.2	Seg.3	Seg.4	Lap Time	km/h	Local Time
16:55'01.634							

8° 60 M. VAN DER MARK (1'57.362)							
Lap	Seg.1	Seg.2	Seg.3	Seg.4	Lap Time	km/h	Local Time
16:55'02.798							
1	30.864	35.706	30.090	33.263	2'09.923P	172,2	16:57'12.721
2	25.813	30.472	28.952	33.049	1'58.286	<b>309,5</b>	16:59'11.007
3	25.724	30.520	28.940	32.771	1'57.955	305,9	17:01'08.962
4	26.488	30.881	28.902	3'25.092	4'51.363P	306,8	17:06'00.325
5	40.238	32.726	29.695	32.905	2'15.564P		17:08'15.889
6	<b>25.521</b>	<b>30.396</b>	<b>28.758</b>	32.687	<b>1'57.362</b>	308,6	17:10'13.251

9° 33 M. MELANDRI (1'57.407)							
Lap	Seg.1	Seg.2	Seg.3	Seg.4	Lap Time	km/h	Local Time
16:55'12.066							
1	33.297	32.393	30.336	36.613	2'12.639P	143,8	16:57'24.705
2	25.833	30.510	28.959	32.811	1'58.113	307,7	16:59'22.818
3	<b>25.607</b>	30.466	28.926	32.881	1'57.880	308,6	17:01'20.698
4	29.968	32.397	30.217	4'36.170	6'08.752P	<b>309,5</b>	17:07'29.450
5	32.660	32.396	31.076	33.647	2'09.779P	157,2	17:09'39.229
6	25.680	<b>30.390</b>	<b>28.734</b>	32.603	<b>1'57.407</b>	307,7	17:11'36.636

10° 2 L. CAMIER (1'57.682)							
Lap	Seg.1	Seg.2	Seg.3	Seg.4	Lap Time	km/h	Local Time
16:55'17.180							
1	31.114	31.336	29.570	33.950	2'05.970P	160,5	16:57'23.150
2	25.754	32.954	29.108	33.010	2'00.826	305,1	16:59'23.976
3	<b>25.739</b>	30.656	29.012	33.277	1'58.684	<b>307,7</b>	17:01'22.660
4	27.011	31.610	30.123	3'20.944	4'49.688P	305,9	17:06'12.348
5	31.170	32.367	29.996	43.770	2'17.303P	166,7	17:08'29.651
6	25.802	<b>30.354</b>	<b>28.653</b>	32.873	<b>1'57.682</b>	303,4	17:10'27.333

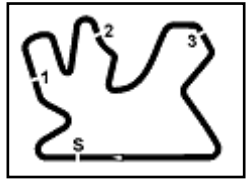
11° 54 T. RAZGATLIOGLU (1'57.695)							
Lap	Seg.1	Seg.2	Seg.3	Seg.4	Lap Time	km/h	Local Time
16:55'03.097							
1	30.178	31.018	29.111	32.884	2'03.191P	166,2	16:57'06.288
2	25.872	30.498	29.053	32.763	1'58.186	<b>303,4</b>	16:59'04.474
3	25.679	30.522	29.014	32.820	1'58.035	301,7	17:01'02.509
4	26.709	31.043	29.319	3'50.962	5'18.033P	301,7	17:06'20.542
5	29.923	31.363	30.232	40.128	2'11.646P	171,2	17:08'32.188
6	<b>25.546</b>	<b>30.374</b>	<b>28.897</b>	32.878	<b>1'57.695</b>	296,7	17:10'29.883

12° 7 C. DAVIES (1'57.867)							
Lap	Seg.1	Seg.2	Seg.3	Seg.4	Lap Time	km/h	Local Time
16:55'36.579							
1	31.801	32.411	30.514	33.477	2'08.203P	168,2	16:57'44.782
2	<b>25.694</b>	30.532	29.067	33.162	1'58.455	305,9	16:59'43.237
3	25.967	30.779	29.040	32.976	1'58.762	305,9	17:01'41.999
4	27.070	32.053	30.325	3'05.399	4'34.847P	305,1	17:06'16.846
5	31.210	32.394	30.930	42.139	2'16.673P	152,5	17:08'33.519
6	25.931	<b>30.333</b>	<b>28.761</b>	32.842	<b>1'57.867</b>	<b>307,7</b>	17:10'31.386

26/10/2018 P = Pits In/Out - C = Lap Time Cancelled

These data/results cannot be reproduced, stored and/or transmitted in whole or in part by any manner of electronic, mechanical, photocopying, recording, broadcasting or otherwise now known or herein after developed without the previous express consent by the copyright owner, except for reproduction in daily press and regular printed publications on sale to the public within 60 days of the event related to those data/results and always provided that copyright symbol appears together as follows below.

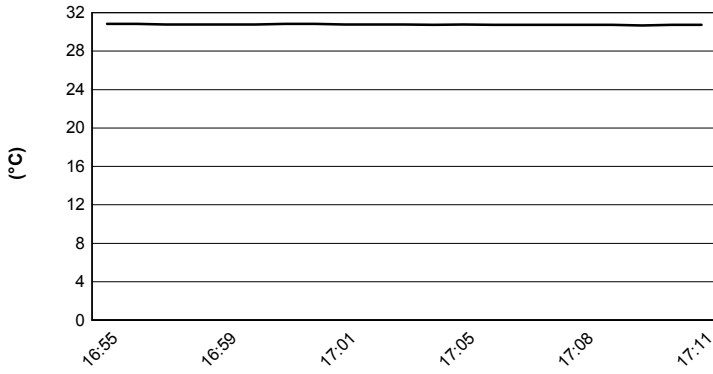
© DORNA WSBK ORGANIZATION Srl 2018



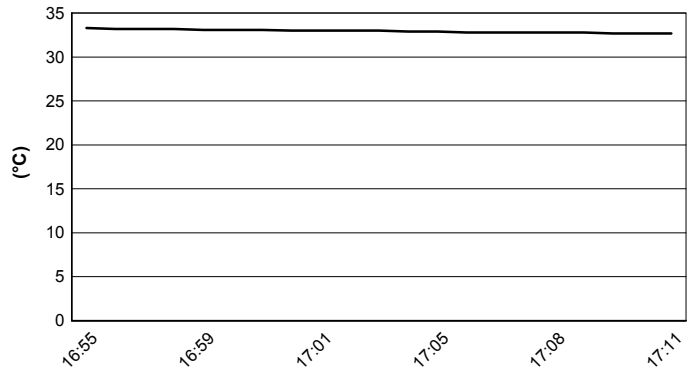
Losail International Circuit 5.380 m

**PIRELLI Qatar Round, 25 - 27 October 2018**  
**World Superbike - Weather Report Superpole 2**  
Session started 16:55 - Session ended 17:12

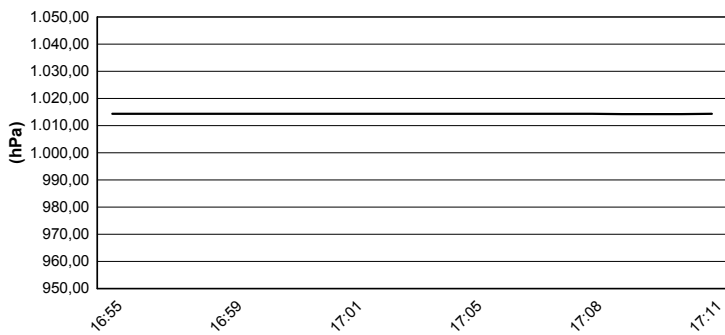
### Air Temperature



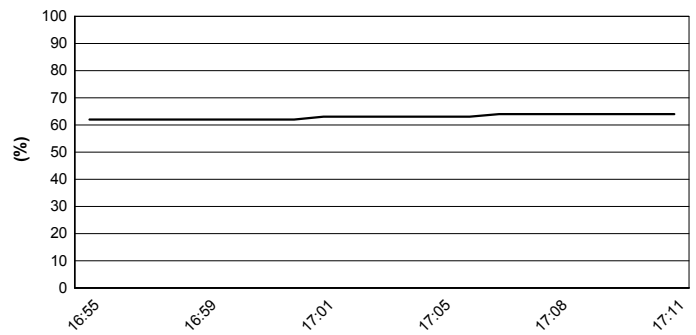
### Track Temperature



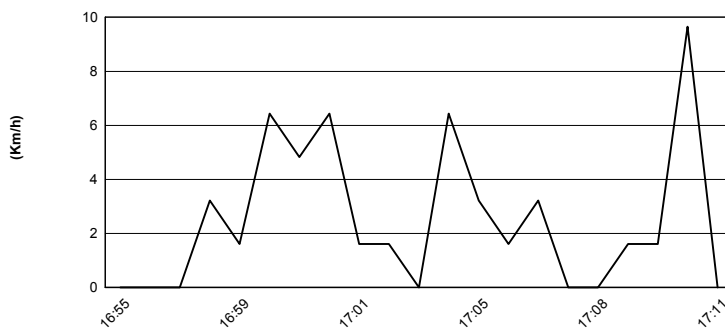
### Air Pressure



### Humidity



### Wind Speed



### Wind Direction

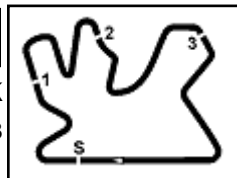


26/10/2018

These data/results cannot be reproduced, stored and/or transmitted in whole or in part by any manner of electronic, mechanical, photocopying, recording, broadcasting or otherwise now known or herein after developed without the previous express consent by the copyright owner, except for reproduction in daily press and regular printed publications on sale to the public within 60 days of the event related to those data/results and always provided that copyright symbol appears together as follows below.

© DORNA WSBK ORGANIZATION Srl 2018





## PIRELLI Qatar Round, 25 - 27 October 2018

### World Superbike - TISSOT Superpole Award

	Points	Points From First	Points From Previous	February 25 PHILLIP ISLAND	March 25 BURIRAM	April 15 ARAGÓN	April 22 ASSEN	May 13 IMOLA	May 27 DONINGTON PARK	June 10 BRNO	June 24 LAGUNA SECA	July 8 MISANO	September 16 PORTIMÃO	September 30 MAGNY COURS	October 14 VILLICUM	October 27 LOSAIL			
1 SYKES Tom (GBR)	259			25	20	16	10	20	25	25	20	25	10	25	13	25			
2 REA Jonathan (GBR)	256	3		10	25	20	20	25	20	20	16	20	20	20	20	20			
3 MELANDRI Marco (ITA)	160	99	96	16	9	25	11	13	4	16	6	8	16	4	25	7			
4 LOWES Alex (GBR)	145	114	15	13	10	11	25	6	11	13	11	4	4	11	10	16			
5 LAVERTY Eugene (IRL)	144	115	1	20	8			10	9	11	13	16	25	3	16	13			
6 SAVADORI Lorenzo (ITA)	128	131	16	6	5	6	13	7	13	9	10	11	13	16	8	11			
7 FORES Xavi (ESP)	127	132	1	9	11	13	16	11		3	8	13	9	13	11	10			
8 DAVIES Chaz (GBR)	118	141	9	11	7	5	8	16	7	7	25	9	2	10	7	4			
9 VAN DER MARK Michael (NED)	99	160	19	8	6	10	9	4	10	10	7	5	11	6	5	8			
10 BAZ Loris (FRA)	78	181	21	2	1		6	3	16	8	4	10	8	8	3	9			
11 CAMIER Leon (GBR)	72	187	6	5	16	7			3	6	9	6	3	5	6	6			
12 TORRES Jordi (ESP)	64	195	8	4	13	9	7	9	2		5	7	7	1					
13 RAZGATLIOGLU Toprak (TUR)	59	200	5	7	4		5	2	8	1	3	2	6	7	9	5			
14 RINALDI Michael Ruben (ITA)	40	219	19			8	4	8	1	5			5	9					
15 MERCADO Leandro (ARG)	19	240	21		3	1	3				2	3			4	3			
16 GAGNE Jake (USA)	15	244	4	3	2	3							1	2	2	2			
17 HASLAM Leon (GBR)	10	249	5					5	5										
18 RAY Bradley (GBR)	6	253	4						6										
19 RAMOS Román (ESP)	6	253	0	1			2	1		2									
20 HERNANDEZ Yonny (COL)	5	254	1							4		1							
21 LEONOV Vladimir (RUS)	4	255	1			4													
22 GIUGLIANO Davide (ITA)	2	257	2			2													
23 RUIU Gabriele (ITA)	1	258	1														1		
24 MARINO Florian (FRA)	1	258	0												1				

26/10/2018

These data/results cannot be reproduced, stored and/or transmitted in whole or in part by any manner of electronic, mechanical, photocopying, recording, broadcasting or otherwise now known or herein after developed without the previous express consent by the copyright owner, except for reproduction in daily press and regular printed publications on sale to the public within 60 days of the event related to those data/results and always provided that copyright symbol appears together as follows below.

© DORNA WSBK ORGANIZATION Srl 2018

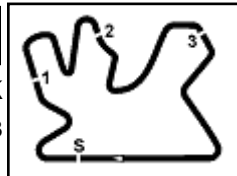
FIGR PERUGIA TIMING



Official Tyre Supplier



Official Timekeeper



Losail International Circuit 5.380 m

**PIRELLI Qatar Round, 25 - 27 October 2018**  
**World Superbike - TISSOT Superpole Award**

	Points	Points From First	Points From Previous	February 25 PHILLIP ISLAND	March 25 BURIRAM	April 15 ARAGÓN	April 22 ASSEN	May 13 IMOLA	May 27 DONINGTON PARK	June 10 BRNO	June 24 LAGUNA SECA	July 8 MISANO	September 16 PORTIMÃO	September 30 MAGNY COURS	October 14 VILLICUM	October 27 LOSAIL			
25 <b>HERRIN</b> Josh (USA)	1	258	0								1								
26 <b>JACOBSEN</b> PJ (USA)	1	258	0				1												

26/10/2018

These data/results cannot be reproduced, stored and/or transmitted in whole or in part by any manner of electronic, mechanical, photocopying, recording, broadcasting or otherwise now known or herein after developed without the previous express consent by the copyright owner, except for reproduction in daily press and regular printed publications on sale to the public within 60 days of the event related to those data/results and always provided that copyright symbol appears together as follows below.

© DORNA WSBK ORGANIZATION Srl 2018

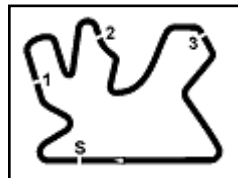
FKR PERUGIA TIMING



Official Tyre Supplier



Official Timekeeper



## PIRELLI Qatar Round, 25 - 27 October 2018

### World Superbike - Superpole Ranking

Losail International Circuit 5.380 m

	2015	2016	2017	2018
<b>01 Phillip Island Grand Prix Circuit</b>	Rea (Gbr) Kaw 1'31.212 (175,4 Km/h)	Sykes (Gbr) Kaw 1'30.020 (177,8 Km/h)	Rea (Gbr) Kaw 1'29.573 (178,6 Km/h)	Sykes (Gbr) Kaw 1'30.099 (177,6 Km/h)
<b>02 Chang International Circuit</b>	Rea (Gbr) Kaw 1'33.382 (175,6 Km/h)	van der Mark (Ned) Hon 1'33.452 (175,4 Km/h)	Rea (Gbr) Kaw 1'32.957 (176,4 Km/h)	Rea (Gbr) Kaw 1'32.814 (176,6 Km/h)
<b>03 Motorland Aragon</b>	Haslam (Gbr) Apr 1'49.664 (166,7 Km/h)	Sykes (Gbr) Kaw 1'49.374 (167,1 Km/h)	Davies (Gbr) Duc 1'49.319 (167,2 Km/h)	Melandri (Ita) Duc 1'49.543 (166,8 Km/h)
<b>04 TT Circuit Assen</b>	Sykes (Gbr) Kaw 1'34.789 (172,5 Km/h)	Sykes (Gbr) Kaw 1'35.440 (171,3 Km/h)	Rea (Gbr) Kaw 1'33.505 (174,9 Km/h)	Lowes (Gbr) Yam 1'34.066 (173,8 Km/h)
<b>05 Autodromo Internazionale Enzo e Dino</b>	Giugliano (Ita) Duc 1'46.382 (166,9 Km/h)	Davies (Gbr) Duc 1'45.598 (168,2 Km/h)	Davies (Gbr) Duc 1'45.662 (168,1 Km/h)	Rea (Gbr) Kaw 1'45.797 (167,9 Km/h)
<b>06 Donington Park</b>	Sykes (Gbr) Kaw 1'27.071 (0,0 Km/h)	Sykes (Gbr) Kaw 1'26.712 (0,0 Km/h)	Sykes (Gbr) Kaw 1'26.641 (0,0 Km/h)	Sykes (Gbr) Kaw 1'26.663 (0,0 Km/h)
<b>07 Automotodrom Brno</b>				Sykes (Gbr) Kaw 1'57.687 (165,3 Km/h)
<b>08 WeatherTech Raceway Laguna Seca</b>	Davies (Gbr) Duc 1'22.101 (158,3 Km/h)	Sykes (Gbr) Kaw 1'22.155 (158,2 Km/h)	Sykes (Gbr) Kaw 1'22.476 (157,6 Km/h)	Davies (Gbr) Duc 1'22.282 (157,9 Km/h)
<b>09 Misano World Circuit "Marco Simoncelli"</b>	Sykes (Gbr) Kaw 1'34.214 (155,1 Km/h)	Sykes (Gbr) Kaw 1'34.037 (155,4 Km/h)	Sykes (Gbr) Kaw 1'33.662 (156,1 Km/h)	Sykes (Gbr) Kaw 1'33.640 (156,1 Km/h)
<b>10 Autódromo Internacional do Algarve</b>	Giugliano (Ita) Duc 1'41.764 (162,4 Km/h)		Rea (Gbr) Kaw 1'41.430 (163,0 Km/h)	Lavery (Irl) Apr 1'40.705 (164,2 Km/h)
<b>11 Magny-Cours</b>	Haslam (Gbr) Apr 1'56.404 (130,7 Km/h)	Rea (Gbr) Kaw 1'52.881 (134,7 Km/h)	Rea (Gbr) Kaw 1'56.555 (130,5 Km/h)	Sykes (Gbr) Kaw 1'35.696 (158,9 Km/h)
<b>12 Villicum Circuit</b>				Melandri (Ita) Duc 1'39.012 (155,5 Km/h)
<b>13 Losail International Circuit</b>	Sykes (Gbr) Kaw 1'56.821 (165,8 Km/h)	Rea (Gbr) Kaw 1'56.356 (166,5 Km/h)	Rea (Gbr) Kaw 1'56.228 (166,6 Km/h)	Sykes (Gbr) Kaw 1'56.124 (166,8 Km/h)

### 2018

- 6 T. Sykes
- 2 M. Melandri
- 2 J. Rea
- 1 C. Davies
- 1 E. Laverty
- 1 A. Lowes

### ALL TIMES

- |               |                |                  |                   |
|---------------|----------------|------------------|-------------------|
| 48 T. Sykes   | 6 J. Kocinski  | 2 A. Gobert      | 1 R. Burnett      |
| 43 T. Corser  | 6 C. Crutchlow | 2 D. Tardozzi    | 1 J. Reynolds     |
| 26 T. Bayliss | 6 C. Davies    | 2 A. Yanagawa    | 1 S. Hislop       |
| 21 C. Fogarty | 5 D. Giugliano | 2 M. Lucchinelli | 1 M. Mladin       |
| 17 D. Polen   | 5 M. Biaggi    | 2 B. Bostrom     | 1 R. Xaus         |
| 16 N. Hodgson | 4 F. Merkel    | 2 B. Monti       | 1 M. Tamada       |
| 16 J. Rea     | 4 J. Toseland  | 2 M. Campbell    | 1 L. Lanzi        |
| 15 C. Edwards | 4 S. Guintoli  | 2 Y. Nagai       | 1 M. Fabrizio     |
| 11 B. Spies   | 4 M. Melandri  | 2 M. Neukirchner | 1 A. Badovini     |
| 10 P. Chili   | 3 S. Mertens   | 2 L. Baz         | 1 F. Nieto        |
| 10 C. Checa   | 3 R. Phillis   | 1 M. Doohan      | 1 T. Hill         |
| 9 R. Roche    | 3 S. Martin    | 1 D. Chandler    | 1 A. Lowes        |
| 8 G. Falappa  | 3 C. Vermeulen | 1 P. Goddard     | 1 J. Hopkins      |
| 8 S. Russell  | 3 Y. Kagayama  | 1 M. Dowson      | 1 M. van der Mark |
| 8 A. Slight   | 3 L. Haslam    | 1 A. Vieira      | 1 I. Jaitovich    |
| 7 N. Haga     | 3 J. Smrz      | 1 T. Kipp        |                   |
| 7 R. Laconi   | 3 E. Laverty   | 1 S. Crafar      |                   |

26/10/2018

These data/results cannot be reproduced, stored and/or transmitted in whole or in part by any manner of electronic, mechanical, photocopying, recording, broadcasting or otherwise now known or herein after developed without the previous express consent by the copyright owner, except for reproduction in daily press and regular printed publications on sale to the public within 60 days of the event related to those data/results and always provided that copyright symbol appears together as follows below.

© DORNA WSBK ORGANIZATION Srl 2018

FICR PERUGIA TIMING



Official Tyre Supplier



Official Timekeeper