



PIRELLI Qatar Round, 25 - 27 October 2018

World Superbike - Results Warm Up

Losail International Circuit 5.380 m

1 / 2

No.	Rider	Nat	Team	Bike	Class	Time	Gap	Rel.	Laps	Speed	
										Avg	Max
1	1 J. REA	GBR	Kawasaki Racing Team WorldSBK	Kawasaki ZX-10RR		2'00.114			8	161,247	313,0
2	54 T. RAZGATLIOGLU	TUR	Kawasaki Puccetti Racing	Kawasaki ZX-10RR	IND	2'01.022	0.908	0.908	8	160,037	305,1
3	66 T. SYKES	GBR	Kawasaki Racing Team WorldSBK	Kawasaki ZX-10RR		2'02.267	2.153	1.245	7	158,407	311,2
4	76 L. BAZ	FRA	GULF ALTHEA BMW Racing Team	BMW S 1000 RR		2'02.663	2.549	0.396	7	157,896	305,1
5	7 C. DAVIES	GBR	Aruba.it Racing - Ducati	Ducati Panigale R		2'02.955	2.841	0.292	7	157,521	309,5
6	22 A. LOWES	GBR	Pata Yamaha Official WorldSBK Team	Yamaha YZF R1		2'03.241	3.127	0.286	6	157,155	307,7
7	50 E. LAVERTY	IRL	Milwaukee Aprilia	Aprilia RSV4 RF		2'03.642	3.528	0.401	7	156,646	313,0
8	32 L. SAVADORI	ITA	Milwaukee Aprilia	Aprilia RSV4 RF		2'04.081	3.967	0.439	6	156,092	310,3
9	36 L. MERCADO	ARG	Orelac Racing VerdNatura	Kawasaki ZX-10RR	IND	2'04.268	4.154	0.187	7	155,857	305,9
10	45 J. GAGNE	USA	Red Bull Honda World Superbike Team	Honda CBR1000RR		2'04.740	4.626	0.472	7	155,267	310,3
11	77 M. SCHEIB	CHI	MV Agusta Reparto Corse	MV Agusta 1000 F4		2'04.809	4.695	0.069	7	155,181	308,6
12	33 M. MELANDRI	ITA	Aruba.it Racing - Ducati	Ducati Panigale R		2'05.600	5.486	0.791	7	154,204	310,3
13	16 G. RUIU	ITA	Team Pedercini Racing	Kawasaki ZX-10RR	IND	2'05.827	5.713	0.227	7	153,926	302,5
14	40 R. RAMOS	ESP	Team GoEleven Kawasaki	Kawasaki ZX-10RR	IND	2'05.962	5.848	0.135	5	153,761	298,3
15	12 X. FORES	ESP	Barni Racing Team	Ducati Panigale R	IND	2'06.123	6.009	0.161	4	153,564	309,5
16	60 M. VAN DER MARK	NED	Pata Yamaha Official WorldSBK Team	Yamaha YZF R1		2'06.213	6.099	0.090	4	153,455	302,5
17	2 L. CAMIER	GBR	Red Bull Honda World Superbike Team	Honda CBR1000RR		2'06.895	6.781	0.682	4	152,630	293,5

AIR	Humidity:	74%	Temp:	28°C
TRACK	Condition:	Dry	Temp:	26°C

Records	Pole (SP2)	2018	T.Sykes	1'56.124	166,790	Km/h
	Race (RC2)	2016	J.Rea	1'56.974	165,580	Km/h
	Circuit (SP2)	2018	T.Sykes	1'56.124	166,790	Km/h

Start End The results are provisional until the end of the time limit for protests and appeals
27/10/2018 17:10 17:26 and the completion of the technical checks.

These data/results cannot be reproduced, stored and/or transmitted in whole or in part by any manner of electronic, mechanical, photocopying, recording, broadcasting or otherwise now known or herein after developed without the previous express consent by the copyright owner, except for reproduction in daily press and regular printed publications on sale to the public within 60 days of the event related to those data/results and always provided that copyright symbol appears together as follows below.

© DORNA WSBK ORGANIZATION Srl 2018

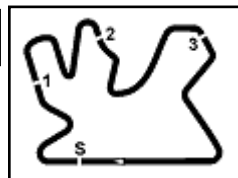
FICR PERUGIA TIMING



Official Tyre Supplier



Official Timekeeper



PIRELLI Qatar Round, 25 - 27 October 2018

World Superbike - Results Warm Up

Session Highlights

Local Time	No. Rider	Description
17.10.00		Start
17.10.14		WorldSBK Pit Intervention Time: 56 secs
17.18.34	66 T. SYKES	On the Gravel - Re-Joined - Turn 1
17.26.50		End Of Session

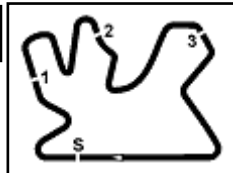
Fastest Laps Sequence

No.	Rider	Nat	Team	Bike	Local Time	Time	Gap	Avg
54	T. RAZGATLIOGLU	TUR	Kawasaki Puccetti Racing	Kawasaki ZX-10RR	17:14'29.152	2'04.491		155,578
54	T. RAZGATLIOGLU	TUR	Kawasaki Puccetti Racing	Kawasaki ZX-10RR	17:16'31.572	2'02.420	-2.071	158,209
1	J. REA	GBR	Kawasaki Racing Team WorldSBK	Kawasaki ZX-10RR	17:16'31.777	2'02.366	-0.054	158,279
1	J. REA	GBR	Kawasaki Racing Team WorldSBK	Kawasaki ZX-10RR	17:18'33.023	2'01.246	-1.120	159,741
1	J. REA	GBR	Kawasaki Racing Team WorldSBK	Kawasaki ZX-10RR	17:20'33.924	2'00.901	-0.345	160,197
1	J. REA	GBR	Kawasaki Racing Team WorldSBK	Kawasaki ZX-10RR	17:26'39.157	2'00.114	-0.787	161,247

Start End The results are provisional until the end of the time limit for protests and appeals
27/10/2018 17:10 17:26 and the completion of the technical checks.

These data/results cannot be reproduced, stored and/or transmitted in whole or in part by any manner of electronic, mechanical, photocopying, recording, broadcasting or otherwise now known or herein after developed without the previous express consent by the copyright owner, except for reproduction in daily press and regular printed publications on sale to the public within 60 days of the event related to those data/results and always provided that copyright symbol appears together as follows below.

© DORNA WSBK ORGANIZATION Srl 2018



PIRELLI Qatar Round, 25 - 27 October 2018
World Superbike - Best Sectors & Speed Warm Up

Losail International Circuit 5.380 m

BEST LAP			
1	1 J. REA	Kawasaki ZX-10RR	2'00.114
2	54 T. RAZGATLIOGLU	Kawasaki ZX-10RR	2'01.022
3	66 T. SYKES	Kawasaki ZX-10RR	2'02.267
4	76 L. BAZ	BMW S 1000 RR	2'02.663
5	7 C. DAVIES	Ducati Panigale R	2'02.955
6	22 A. LOWES	Yamaha YZF R1	2'03.241
7	50 E. LAVERTY	Aprilia RSV4 RF	2'03.642
8	32 L. SAVADORI	Aprilia RSV4 RF	2'04.081
9	36 L. MERCADO	Kawasaki ZX-10RR	2'04.268
10	45 J. GAGNE	Honda CBR1000RR	2'04.740
11	77 M. SCHEIB	MV Agusta 1000 F4	2'04.809
12	33 M. MELANDRI	Ducati Panigale R	2'05.600
13	16 G. RUIU	Kawasaki ZX-10RR	2'05.827
14	40 R. RAMOS	Kawasaki ZX-10RR	2'05.962
15	12 X. FORES	Ducati Panigale R	2'06.123
16	60 M. VAN DER MARK	Yamaha YZF R1	2'06.213
17	2 L. CAMIER	Honda CBR1000RR	2'06.895

SPEED			
1	1 J. REA	Kawasaki ZX-10RR	313,0
2	50 E. LAVERTY	Aprilia RSV4 RF	313,0
3	66 T. SYKES	Kawasaki ZX-10RR	311,2
4	33 M. MELANDRI	Ducati Panigale R	310,3
5	45 J. GAGNE	Honda CBR1000RR	310,3
6	32 L. SAVADORI	Aprilia RSV4 RF	310,3
7	7 C. DAVIES	Ducati Panigale R	309,5
8	12 X. FORES	Ducati Panigale R	309,5
9	77 M. SCHEIB	MV Agusta 1000 F4	308,6
10	22 A. LOWES	Yamaha YZF R1	307,7
11	36 L. MERCADO	Kawasaki ZX-10RR	305,9
12	76 L. BAZ	BMW S 1000 RR	305,1
13	54 T. RAZGATLIOGLU	Kawasaki ZX-10RR	305,1
14	16 G. RUIU	Kawasaki ZX-10RR	302,5
15	60 M. VAN DER MARK	Yamaha YZF R1	302,5
16	40 R. RAMOS	Kawasaki ZX-10RR	298,3
17	2 L. CAMIER	Honda CBR1000RR	293,5

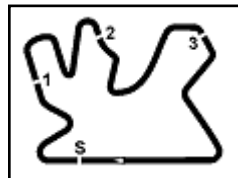
SEG. 1			SEG. 2			SEG. 3			SEG. 4		
1	54 T. RAZGATLIOGLU	25.788	1	1 J. REA	31.269	1	1 J. REA	29.425	1	1 J. REA	33.622
2	1 J. REA	25.798	2	54 T. RAZGATLIOGLU	31.356	2	54 T. RAZGATLIOGLU	29.664	2	54 T. RAZGATLIOGLU	34.047
3	66 T. SYKES	25.962	3	76 L. BAZ	31.870	3	66 T. SYKES	29.761	3	76 L. BAZ	34.176
4	22 A. LOWES	26.151	4	7 C. DAVIES	32.042	4	22 A. LOWES	30.070	4	7 C. DAVIES	34.207
5	76 L. BAZ	26.245	5	32 L. SAVADORI	32.106	5	7 C. DAVIES	30.260	5	32 L. SAVADORI	34.358
6	7 C. DAVIES	26.249	6	66 T. SYKES	32.146	6	76 L. BAZ	30.315	6	66 T. SYKES	34.398
7	50 E. LAVERTY	26.253	7	22 A. LOWES	32.220	7	36 L. MERCADO	30.492	7	50 E. LAVERTY	34.454
8	32 L. SAVADORI	26.299	8	50 E. LAVERTY	32.329	8	50 E. LAVERTY	30.508	8	22 A. LOWES	34.509
9	36 L. MERCADO	26.498	9	36 L. MERCADO	32.633	9	45 J. GAGNE	30.556	9	45 J. GAGNE	34.635
10	45 J. GAGNE	26.499	10	77 M. SCHEIB	32.800	10	77 M. SCHEIB	30.581	10	36 L. MERCADO	34.645
11	40 R. RAMOS	26.573	11	40 R. RAMOS	32.892	11	33 M. MELANDRI	30.645	11	77 M. SCHEIB	34.796
12	77 M. SCHEIB	26.596	12	45 J. GAGNE	32.920	12	32 L. SAVADORI	30.727	12	60 M. VAN DER MARK	34.931
13	16 G. RUIU	26.641	13	12 X. FORES	32.964	13	16 G. RUIU	30.832	13	12 X. FORES	34.956
14	33 M. MELANDRI	26.672	14	16 G. RUIU	33.127	14	2 L. CAMIER	30.971	14	33 M. MELANDRI	35.060
15	60 M. VAN DER MARK	26.904	15	33 M. MELANDRI	33.223	15	60 M. VAN DER MARK	31.025	15	40 R. RAMOS	35.068
16	12 X. FORES	26.914	16	60 M. VAN DER MARK	33.353	16	12 X. FORES	31.289	16	16 G. RUIU	35.227
17	2 L. CAMIER	27.027	17	2 L. CAMIER	33.665	17	40 R. RAMOS	31.429	17	2 L. CAMIER	35.232

27/10/2018

These data/results cannot be reproduced, stored and/or transmitted in whole or in part by any manner of electronic, mechanical, photocopying, recording, broadcasting or otherwise now known or herein after developed without the previous express consent by the copyright owner, except for reproduction in daily press and regular printed publications on sale to the public within 60 days of the event related to those data/results and always provided that copyright symbol appears together as follows below.

© DORNA WSBK ORGANIZATION Srl 2018





Losail International Circuit 5.380 m

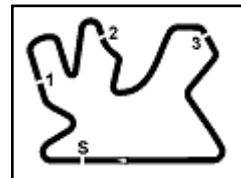
PIRELLI Qatar Round, 25 - 27 October 2018

World Superbike - Ideal Times Warm Up

No.	Rider	Nat	Bike	Seg. 1	Seg. 2	Seg. 3	Seg. 4	Ideal Time			
				Diff. 1	Diff. 2	Diff. 3	Diff. 4	Best Lap	Pos.	Diff.	
1	1 J. REA	GBR	Kawasaki ZX-10RR	25.798	31.269	29.425	33.622	2'00.114	2'00.114	1	
2	54 T. RAZGATLIOGLU	TUR	Kawasaki ZX-10RR	25.788 0.052	31.356 0.115	29.664	34.047	2'00.855	2'01.022	2	0.167
3	66 T. SYKES	GBR	Kawasaki ZX-10RR	25.962	32.146	29.761	34.398	2'02.267	2'02.267	3	
4	76 L. BAZ	FRA	BMW S 1000 RR	26.245	31.870 0.057	30.315	34.176	2'02.606	2'02.663	4	0.057
5	7 C. DAVIES	GBR	Ducati Panigale R	26.249	32.042	30.260 0.197	34.207	2'02.758	2'02.955	5	0.197
6	22 A. LOWES	GBR	Yamaha YZF R1	26.151	32.220	30.070 0.291	34.509	2'02.950	2'03.241	6	0.291
7	32 L. SAVADORI	ITA	Aprilia RSV4 RF	26.299 0.245	32.106 0.346	30.727	34.358	2'03.490	2'04.081	8	0.591
8	50 E. LAVERTY	IRL	Aprilia RSV4 RF	26.253 0.098	32.329	30.508	34.454	2'03.544	2'03.642	7	0.098
9	36 L. MERCADO	ARG	Kawasaki ZX-10RR	26.498	32.633	30.492	34.645	2'04.268	2'04.268	9	
10	45 J. GAGNE	USA	Honda CBR1000RR	26.499 0.052	32.920 0.078	30.556	34.635	2'04.610	2'04.740	10	0.130
11	77 M. SCHEIB	CHI	MV Agusta 1000 F4	26.596	32.800	30.581	34.796 0.036	2'04.773	2'04.809	11	0.036
12	33 M. MELANDRI	ITA	Ducati Panigale R	26.672	33.223	30.645	35.060	2'05.600	2'05.600	12	
13	16 G. RUIJU	ITA	Kawasaki ZX-10RR	26.641	33.127	30.832	35.227	2'05.827	2'05.827	13	
14	40 R. RAMOS	ESP	Kawasaki ZX-10RR	26.573	32.892	31.429	35.068	2'05.962	2'05.962	14	
15	12 X. FORES	ESP	Ducati Panigale R	26.914	32.964	31.289	34.956	2'06.123	2'06.123	15	
16	60 M. VAN DER MARK	NED	Yamaha YZF R1	26.904	33.353	31.025	34.931	2'06.213	2'06.213	16	
17	2 L. CAMIER	GBR	Honda CBR1000RR	27.027	33.665	30.971	35.232	2'06.895	2'06.895	17	
Overall Ideal Time				25.788	31.269	29.425	33.622	2'00.104			

27/10/2018
 These data/results cannot be reproduced, stored and/or transmitted in whole or in part by any manner of electronic, mechanical, photocopying, recording, broadcasting or otherwise now known or herein after developed without the previous express consent by the copyright owner, except for reproduction in daily press and regular printed publications on sale to the public within 60 days of the event related to those data/results and always provided that copyright symbol appears together as follows below.
 © DORNA WSBK ORGANIZATION Srl 2018





PIRELLI Qatar Round, 25 - 27 October 2018 World Superbike - Chronological Analysis Warm Up

4	28.010	35.153	31.699	35.622	2'10.484	300,8	17:19'52.626
5	27.175	33.696	31.044	35.306	2'07.221	307,7	17:21'59.847
6	26.933	33.360	30.955	35.591	2'06.839	309,5	17:24'06.686
7	26.672	33.223	30.645	35.060	2'05.600	310,3	17:26'12.286

13° 16 G. RUIU (2'05.827)							
Lap	Seg.1	Seg.2	Seg.3	Seg.4	Lap Time	km/h	Local Time
							17:10'59.656
1	35.398	37.760	36.415	39.395	2'28.968P	147,7	17:13'28.624
2	28.287	35.560	33.485	36.783	2'14.115	291,9	17:15'42.739
3	27.770	34.577	32.447	36.104	2'10.898	295,1	17:17'53.637
4	27.017	33.778	31.598	35.250	2'07.643	300,8	17:20'01.280
5	30.413	34.297	31.541	35.413	2'11.664	302,5	17:22'12.944
6	26.879	33.157	31.213	35.361	2'06.610	287,2	17:24'19.554
7	26.641	33.127	30.832	35.227	2'05.827	301,7	17:26'25.381

14° 40 R. RAMOS (2'05.962)							
Lap	Seg.1	Seg.2	Seg.3	Seg.4	Lap Time	km/h	Local Time
							17:10'05.900
1	32.817	36.065	34.613	37.300	2'20.795P	165,6	17:12'26.695
2	28.020	34.114	33.052	35.737	2'10.923	280,5	17:14'37.618
3	27.044	33.227	31.504	35.312	2'07.087	298,3	17:16'44.705
4	27.594	33.632	31.495	35.090	2'07.811	298,3	17:18'52.516
5	26.573	32.892	31.429	35.068	2'05.962	298,3	17:20'58.478

15° 12 X. FORES (2'06.123)							
Lap	Seg.1	Seg.2	Seg.3	Seg.4	Lap Time	km/h	Local Time
							17:10'48.558
1	36.781	39.627	36.408	38.705	2'31.521P	128,4	17:13'20.079
2	28.483	35.333	32.496	36.036	2'12.348	279,1	17:15'32.427
3	27.297	33.334	31.871	35.368	2'07.870	291,9	17:17'40.297
4	26.914	32.964	31.289	34.956	2'06.123	305,9	17:19'46.420

16° 60 M. VAN DER MARK (2'06.213)							
Lap	Seg.1	Seg.2	Seg.3	Seg.4	Lap Time	km/h	Local Time
							17:10'23.080
1	35.084	39.258	36.373	7'10.298	9'01.013P	147,1	17:19'24.093
2	32.602	36.430	33.777	38.896	2'21.705P	143,2	17:21'45.798
3	27.921	34.554	31.779	35.808	2'10.062	274,1	17:23'55.860
4	26.904	33.353	31.025	34.931	2'06.213	302,5	17:26'02.073

17° 2 L. CAMIER (2'06.895)							
Lap	Seg.1	Seg.2	Seg.3	Seg.4	Lap Time	km/h	Local Time
							17:11'35.824
1	33.438	36.721	35.349	6'02.117	7'47.625P	149,2	17:19'23.449
2	32.927	36.219	33.963	39.177	2'22.286P	149,4	17:21'45.735
3	27.722	35.384	31.964	35.433	2'10.503	274,1	17:23'56.238
4	27.027	33.665	30.971	35.232	2'06.895	293,5	17:26'03.133

27/10/2018 P = Pits In/Out - C = Lap Time Cancelled

These data/results cannot be reproduced, stored and/or transmitted in whole or in part by any manner of electronic, mechanical, photocopying, recording, broadcasting or otherwise now known or herein after developed without the previous express consent by the copyright owner, except for reproduction in daily press and regular printed publications on sale to the public within 60 days of the event related to those data/results and always provided that copyright symbol appears together as follows below.

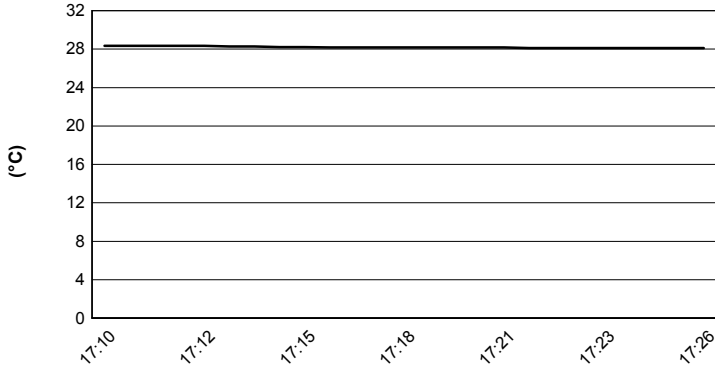
© DORNA WSBK ORGANIZATION Srl 2018



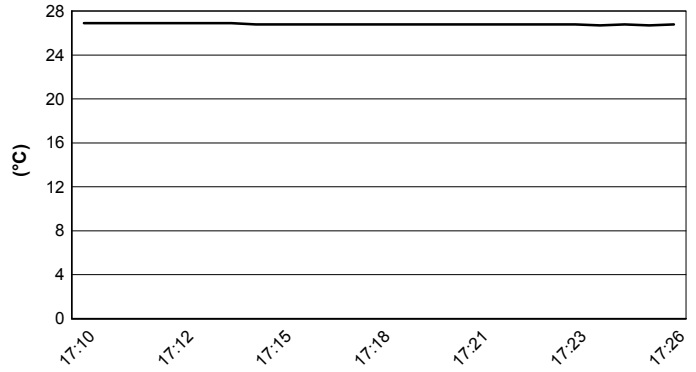
PIRELLI Qatar Round, 25 - 27 October 2018
World Superbike - Weather Report Warm Up
 Session started 17:10 - Session ended 17:26

Losail International Circuit 5,380 m

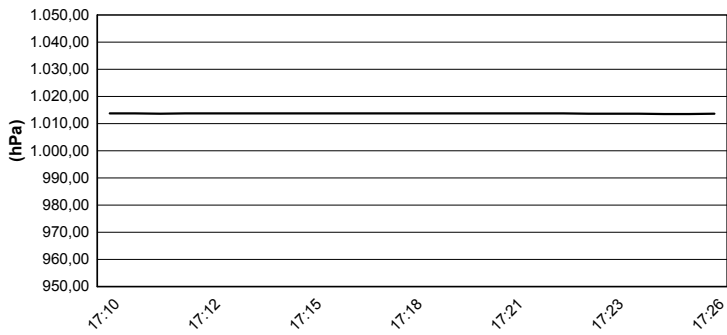
Air Temperature



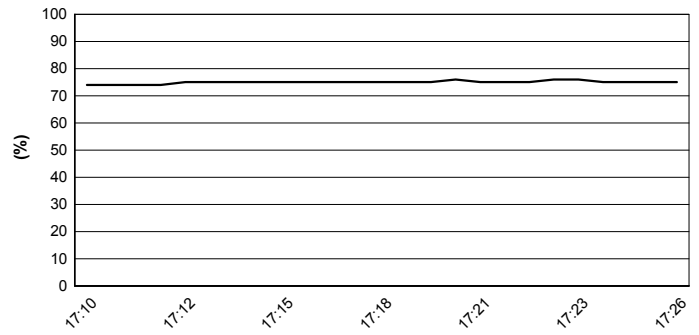
Track Temperature



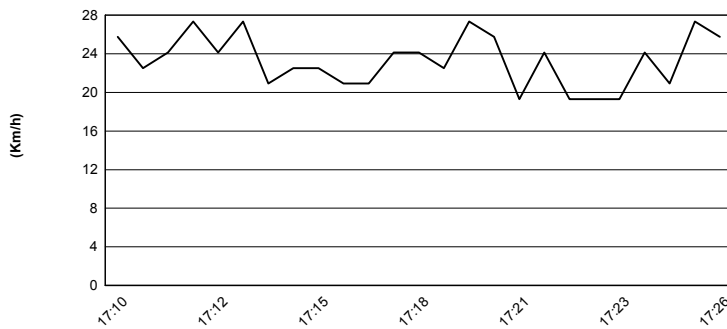
Air Pressure



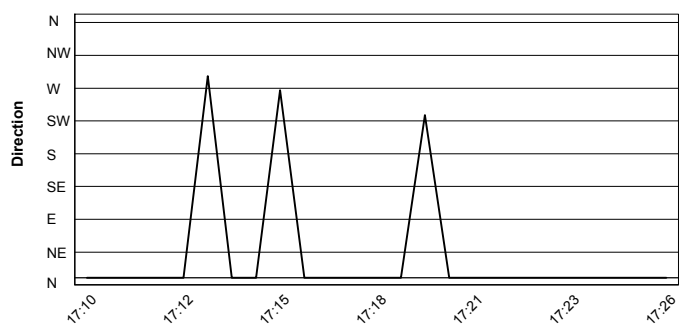
Humidity



Wind Speed



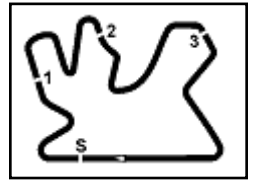
Wind Direction



27/10/2018

These data/results cannot be reproduced, stored and/or transmitted in whole or in part by any manner of electronic, mechanical, photocopying, recording, broadcasting or otherwise now known or herein after developed without the previous express consent by the copyright owner, except for reproduction in daily press and regular printed publications on sale to the public within 60 days of the event related to those data/results and always provided that copyright symbol appears together as follows below.

© DORNA WSBK ORGANIZATION Srl 2018



PIRELLI Qatar Round, 25 - 27 October 2018
World Superbike - Starting Grid - Race 2
17 Laps x 5,380 km = 91,460 km

Losail International Circuit 5.380 m

Pos	Number	Name	Team
1	50	LAVERTY E.	Aprilia
2	33	MELANDRI M.	Ducati
3	76	BAZ L.	BMW
4	60	VAN DER MARK M.	Yamaha
5	7	DAVIES C.	Ducati
6	45	GAGNE J.	Honda
7	22	LOWES A.	Yamaha
8	66	SYKES T.	Kawasaki
9	1	REA J.	Kawasaki
10	32	SAVADORI L.	Aprilia
11	12	FORES X.	Ducati
12	2	CAMIER L.	Honda
13	54	RAZGATLIOGLU T.	Kawasaki
14	36	MERCADO L.	Kawasaki
15	16	RUIU G.	Kawasaki
16	40	RAMOS R.	Kawasaki
17	77	SCHEIB M.	MV Agusta

27/10/2018 Jury President

These data/results cannot be reproduced, stored and/or transmitted in whole or in part by any manner of electronic, mechanical, photocopying, recording, broadcasting or otherwise now known or herein after developed without the previous express consent by the copyright owner, except for reproduction in daily press and regular printed publications on sale to the public within 60 days of the event related to those data/results and always provided that copyright symbol appears together as follows below.

© DORNA WSBK ORGANIZATION Srl 2018

FKR PERUGIA TIMING



Official Tyre Supplier



Official Timekeeper