

PIRELLI Qatar Round, 25 - 27 October 2018

World Supersport - Biographical Entry List

Losail International Circuit 5.380 m

No.	Rider (Abbreviation)	Nat	Bike	Wins	Podiums	Pole	Races	Tyres
Age	Date of Birth	Place of Birth	Team	2018	2018	2018	2018	
1	3 DE ROSA Raffaele (DeR) 31 25/03/1987 Napoli	ITA	MV Agusta F3 675 MV Agusta Reparto Corse by Vamag		7 6		39 11	Pirelli
2	6 PEROLARI Corentin (Per) 20 13/04/1998 Bagols-sur-Cèze	FRA	Yamaha YZF R6 GMT94 Yamaha				6 6	Pirelli
3	10 CALERO Nacho (Cal) 27 05/07/1991 Valencia	ESP	Kawasaki ZX-6R Orelac Racing VerdNatura				68 11	Pirelli
4	11 CORTESE Sandro (Cor) 28 06/01/1990 Ochsenhausen	GER	Yamaha YZF R6 Kallio Racing	2 2	7 7	3 3	11 11	Pirelli
5	12 MURLEY Alex (Mur) 19 20/06/1999 Solihull	GBR	Honda CBR600RR GEMAR Team Lorini				3 3	Pirelli
6	16 CLUZEL Jules (Clu) 30 12/10/1988 Montluçon	FRA	Yamaha YZF R6 NRT	17 5	40 7	20 1	68 11	Pirelli
7	21 KRUMMENACHER Randy (Kru) 28 24/02/1990 Zurich	SUI	Yamaha YZF R6 BARDAHL Evan Bros. WorldSSP Team	2 1	6 3	1	23 11	Pirelli
8	34 ITURRIOZ Javier Ezequiel (Itu) 28 09/09/1990 Vicuña Mackenna	ARG	Kawasaki ZX-6R Team GoEleven Kawasaki				11 7	Pirelli
9	36 GRADINGER Thomas (Gra) 22 11/08/1996 St. Marienkirchen	AUT	Yamaha YZF R6 NRT				12 11	Pirelli
10	38 SOOMER Hannes (Soo) 20 17/02/1998 Tallinn	EST	Honda CBR600RR Racedays				24 11	Pirelli
11	49 HORNSEY Sam (Hor) 24 04/02/1994 Shrewsbury	GBR	Triumph Daytona 675 Profile Racing				6 3	Pirelli
12	51 VAN STRAALLEN Glenn (vSt) 18 30/09/2000 Hoogkarspel	NED	Kawasaki ZX-6R EAB antwest Racing				1 1	Pirelli
13	56 SEBESTYEN Peter (Seb) 24 16/05/1994 Budapest	HUN	Honda CBR600RR CIA Landlord Insurance Honda				16 7	Pirelli
14	64 CARICASULO Federico (Car) 22 06/04/1996 Ravenna	ITA	Yamaha YZF R6 GRT Yamaha Official WorldSSP Team	4 2	9 4	4 2	34 10	Pirelli
15	74 VAN SIKKELERUS Jaimie (vSk) 21 25/05/1997 Curacao	NED	Honda CBR600RR GEMAR Team Lorini				21 10	Pirelli
16	78 OKUBO Hikari (Oku) 25 11/08/1993 Kodaira	JPN	Kawasaki ZX-6R Kawasaki Puccetti Racing				34 11	Pirelli
17	81 STAPLEFORD Luke (Sta) 27 11/07/1991 Leicester	GBR	Yamaha YZF R6 Profile Racing			1	36 11	Pirelli
18	84 CRESSON Loris (Cre) 20 14/08/1998 Braine L'Alleud	BEL	Yamaha YZF R6 Kallio Racing				17 10	Pirelli
19	86 BADOVINI Ayrton (Bad) 32 31/05/1986 Biella	ITA	MV Agusta F3 675 MV Agusta Reparto Corse by Vamag	1	2		20 11	Pirelli
20	88 STANGE Christian (Stg) 20 05/06/1998 Most	GER	Kawasaki ZX-6R Team GoEleven Kawasaki				4 4	Pirelli
21	98 BARBERA Hector (Bar) 31 02/11/1986 Dos Aguas	ESP	Kawasaki ZX-6R Kawasaki Puccetti Racing				3 3	Pirelli
22	111 SMITH Kyle (Smi) 27 16/09/1991 Huddersfield	GBR	Honda CBR600RR CIA Landlord Insurance Honda	3	7		47 11	Pirelli
23	144 MAHIAS Lucas (Mah) 29 14/04/1989 Mont de Marsan	FRA	Yamaha YZF R6 GRT Yamaha Official WorldSSP Team	3 1	13 4	6 5	34 11	Pirelli

25/10/2018

* = Wild Card

** = One Event

These data/results cannot be reproduced, stored and/or transmitted in whole or in part by any manner of electronic, mechanical, photocopying, recording, broadcasting or otherwise now known or herein after developed without the previous express consent by the copyright owner, except for reproduction in daily press and regular printed publications on sale to the public within 60 days of the event related to those data/results and always provided that copyright symbol appears together as follows below.

© DORNA WSBK ORGANIZATION Srl 2018

FIAT PERUGIA TIMING



Official Tyre Supplier



Official Timekeeper



PIRELLI Qatar Round, 25 - 27 October 2018

World Supersport - Results Free Practice 1st Session

Losail International Circuit 5.380 m

1 / 2

No.	Rider	Nat	Team	Bike	Time	Gap	Rel.	Laps	Speed	
									Avg	Max
1	144 L. MAHIAS	FRA	GRT Yamaha Official WorldSSP Team	Yamaha YZF R6	2'01.810			15	159,002	270,0
2	11 S. CORTESE	GER	Kallio Racing	Yamaha YZF R6	2'01.859	0.049	0.049	18	158,938	270,0
3	21 R. KRUMMENACHER	SUI	BARDAHL Evan Bros. WorldSSP Team	Yamaha YZF R6	2'02.414	0.604	0.555	18	158,217	267,3
4	64 F. CARICASULO	ITA	GRT Yamaha Official WorldSSP Team	Yamaha YZF R6	2'02.517	0.707	0.103	16	158,084	270,0
5	16 J. CLUZEL	FRA	NRT	Yamaha YZF R6	2'02.682	0.872	0.165	10	157,872	268,7
6	111 K. SMITH	GBR	CIA Landlord Insurance Honda	Honda CBR600RR	2'02.761	0.951	0.079	17	157,770	260,9
7	81 L. STAPLEFORD	GBR	Profile Racing	Yamaha YZF R6	2'03.051	1.241	0.290	13	157,398	268,0
8	78 H. OKUBO	JPN	Kawasaki Puccetti Racing	Kawasaki ZX-6R	2'03.115	1.305	0.064	17	157,316	267,3
9	98 H. BARBERA	ESP	Kawasaki Puccetti Racing	Kawasaki ZX-6R	2'03.321	1.511	0.206	10	157,054	264,1
10	3 R. DE ROSA	ITA	MV Agusta Reparto Corse by Vamag	MV Agusta F3 675	2'03.335	1.525	0.014	18	157,036	262,8
11	36 T. GRADINGER	AUT	NRT	Yamaha YZF R6	2'03.744	1.934	0.409	20	156,517	268,7
12	86 A. BADOVINI	ITA	MV Agusta Reparto Corse by Vamag	MV Agusta F3 675	2'04.297	2.487	0.553	15	155,820	258,4
13	6 C. PEROLARI	FRA	GMT94 Yamaha	Yamaha YZF R6	2'04.563	2.753	0.266	19	155,488	263,4
14	38 H. SOOMER	EST	Racedays	Honda CBR600RR	2'04.786	2.976	0.223	17	155,210	264,7
15	84 L. CRESSON	BEL	Kallio Racing	Yamaha YZF R6	2'05.147	3.337	0.361	17	154,762	273,4
16	56 P. SEBESTYEN	HUN	CIA Landlord Insurance Honda	Honda CBR600RR	2'05.300	3.490	0.153	19	154,573	261,5
17	49 S. HORNSEY	GBR	Profile Racing	Triumph Daytona 675	2'05.733	3.923	0.433	13	154,041	252,3
18	88 C. STANGE	GER	Team GoEleven Kawasaki	Kawasaki ZX-6R	2'05.734	3.924	0.001	20	154,039	263,4
19	51 G. VAN STRAALLEN	NED	EAB antwest Racing	Kawasaki ZX-6R	2'06.132	4.322	0.398	17	153,553	261,5
20	74 J. VAN SIKKELERUS	NED	GEMAR Team Lorini	Honda CBR600RR	2'06.341	4.531	0.209	17	153,299	259,6
21	34 J. ITURRIOZ	ARG	Team GoEleven Kawasaki	Kawasaki ZX-6R	2'06.444	4.634	0.103	20	153,175	257,1
22	10 N. CALERO	ESP	Orelac Racing VerdNatura	Kawasaki ZX-6R	2'06.478	4.668	0.034	15	153,133	264,1
23	12 A. MURLEY	GBR	GEMAR Team Lorini	Honda CBR600RR	2'08.814	7.004	2.336	18	150,356	251,2

Qualifying Lap Time (107% of 2'01.810): 2'10.338

AIR	Humidity:	53%	Temp:	31°C
TRACK	Condition:	Dry	Temp:	33°C

Records	Pole (SP2)	2017 L.Mahias	2'00.738	160,410	Km/h
	Race (RC)	2017 K.Sofuoglu	2'01.832	158,970	Km/h
	Circuit (SP2)	2017 L.Mahias	2'00.738	160,410	Km/h

Start 25/10/2018 17:15 End 18:07 The results are provisional until the end of the time limit for protests and appeals and the completion of the technical checks.

These data/results cannot be reproduced, stored and/or transmitted in whole or in part by any manner of electronic, mechanical, photocopying, recording, broadcasting or otherwise now known or herein after developed without the previous express consent by the copyright owner, except for reproduction in daily press and regular printed publications on sale to the public within 60 days of the event related to those data/results and always provided that copyright symbol appears together as follows below.

© DORNA WSBK ORGANIZATION Srl 2018

PIRELLI Qatar Round, 25 - 27 October 2018

World Supersport - Results Free Practice 1st Session

Losail International Circuit 5.380 m

2 / 2

Session Highlights

Local Time	No. Rider	Description
17.15.00		Start
17.15.51		WorldSSP Pit Intervention Time: 1min 11secs
17.21.51	21 R. KRUMMENACHER	Lap Cancelled (2'05.132) - Exceeded Track Limits - Turn 15
17.22.05	10 N. CALERO	On Asphalt - Re-Joined - Turn 10
17.27.58	34 J. ITURRIOZ	On Asphalt - Re-Joined - Turn 13
17.45.55	10 N. CALERO	On Asphalt - Re-Joined - Turn 1
17.46.36	78 H. OKUBO	On Asphalt - Re-Joined - Turn 1
17.47.28	21 R. KRUMMENACHER	Current Lap Cancelled - Exceeded Track Limits - Turn 14
17.49.34	11 S. CORTESE	On Asphalt - Re-Joined - Turn 1
17.51.09	12 A. MURLEY	On Asphalt - Re-Joined - Turn 16
17.52.08	12 A. MURLEY	On Asphalt - Re-Joined - Turn 6
17.58.02	74 J. VAN SIKKELERUS	On Asphalt - Re-Joined - Turn 1
17.58.57	6 C. PEROLARI	On Asphalt - Re-Joined - Turn 2
18.07.20		End Of Session

Fastest Laps Sequence

No.	Rider	Nat	Team	Bike	Local Time	Time	Gap	Avg
21	R. KRUMMENACHER	SUI	BARDAHL Evan Bros. WorldSSP Team	Yamaha YZF R6	17:19'25.242	2'05.477		154,355
98	H. BARBERA	ESP	Kawasaki Puccetti Racing	Kawasaki ZX-6R	17:22'06.861	2'04.807	-0.670	155,184
111	K. SMITH	GBR	CIA Landlord Insurance Honda	Honda CBR600RR	17:22'10.545	2'04.168	-0.639	155,982
144	L. MAHIAS	FRA	GRT Yamaha Official WorldSSP Team	Yamaha YZF R6	17:22'51.113	2'02.923	-1.245	157,562
11	S. CORTESE	GER	Kallio Racing	Yamaha YZF R6	17:28'42.139	2'02.821	-0.102	157,693
11	S. CORTESE	GER	Kallio Racing	Yamaha YZF R6	17:32'47.923	2'02.692	-0.129	157,859
11	S. CORTESE	GER	Kallio Racing	Yamaha YZF R6	17:34'50.389	2'02.466	-0.226	158,150
144	L. MAHIAS	FRA	GRT Yamaha Official WorldSSP Team	Yamaha YZF R6	18:00'39.767	2'02.411	-0.055	158,221
11	S. CORTESE	GER	Kallio Racing	Yamaha YZF R6	18:01'03.120	2'02.180	-0.231	158,520
144	L. MAHIAS	FRA	GRT Yamaha Official WorldSSP Team	Yamaha YZF R6	18:02'41.699	2'01.932	-0.248	158,843
11	S. CORTESE	GER	Kallio Racing	Yamaha YZF R6	18:03'04.979	2'01.859	-0.073	158,938
144	L. MAHIAS	FRA	GRT Yamaha Official WorldSSP Team	Yamaha YZF R6	18:04'43.509	2'01.810	-0.049	159,002

Start 17:15 End 18:07 The results are provisional until the end of the time limit for protests and appeals and the completion of the technical checks.

These data/results cannot be reproduced, stored and/or transmitted in whole or in part by any manner of electronic, mechanical, photocopying, recording, broadcasting or otherwise now known or herein after developed without the previous express consent by the copyright owner, except for reproduction in daily press and regular printed publications on sale to the public within 60 days of the event related to those data/results and always provided that copyright symbol appears together as follows below.

© DORNA WSBK ORGANIZATION Srl 2018

PIRELLI Qatar Round, 25 - 27 October 2018

World Supersport - Best Sectors & Speed Free Practice 1st Session

Losail International Circuit 5.380 m

BEST LAP		
1	144 L. MAHIAS	Yamaha YZF R6 2'01.810
2	11 S. CORTESE	Yamaha YZF R6 2'01.859
3	21 R. KRUMMENACHER	Yamaha YZF R6 2'02.414
4	64 F. CARICASULO	Yamaha YZF R6 2'02.517
5	16 J. CLUZEL	Yamaha YZF R6 2'02.682
6	111 K. SMITH	Honda CBR600RR 2'02.761
7	81 L. STAPLEFORD	Yamaha YZF R6 2'03.051
8	78 H. OKUBO	Kawasaki ZX-6R 2'03.115
9	98 H. BARBERA	Kawasaki ZX-6R 2'03.321
10	3 R. DE ROSA	MV Agusta F3 675 2'03.335
11	36 T. GRADINGER	Yamaha YZF R6 2'03.744
12	86 A. BADOVINI	MV Agusta F3 675 2'04.297
13	6 C. PEROLARI	Yamaha YZF R6 2'04.563
14	38 H. SOOMER	Honda CBR600RR 2'04.786
15	84 L. CRESSON	Yamaha YZF R6 2'05.147
16	56 P. SEBESTYEN	Honda CBR600RR 2'05.300
17	49 S. HORNSEY	Triumph Daytona 675 2'05.733
18	88 C. STANGE	Kawasaki ZX-6R 2'05.734
19	51 G. VAN STRAALLEN	Kawasaki ZX-6R 2'06.132
20	74 J. VAN SIKKELERUS	Honda CBR600RR 2'06.341
21	34 J. ITURRIOZ	Kawasaki ZX-6R 2'06.444
22	10 N. CALERO	Kawasaki ZX-6R 2'06.478
23	12 A. MURLEY	Honda CBR600RR 2'08.814

SPEED		
1	84 L. CRESSON	Yamaha YZF R6 273,4
2	64 F. CARICASULO	Yamaha YZF R6 270,0
3	11 S. CORTESE	Yamaha YZF R6 270,0
4	144 L. MAHIAS	Yamaha YZF R6 270,0
5	36 T. GRADINGER	Yamaha YZF R6 268,7
6	16 J. CLUZEL	Yamaha YZF R6 268,7
7	81 L. STAPLEFORD	Yamaha YZF R6 268,0
8	78 H. OKUBO	Kawasaki ZX-6R 267,3
9	21 R. KRUMMENACHER	Yamaha YZF R6 267,3
10	38 H. SOOMER	Honda CBR600RR 264,7
11	98 H. BARBERA	Kawasaki ZX-6R 264,1
12	10 N. CALERO	Kawasaki ZX-6R 264,1
13	6 C. PEROLARI	Yamaha YZF R6 263,4
14	88 C. STANGE	Kawasaki ZX-6R 263,4
15	3 R. DE ROSA	MV Agusta F3 675 262,8
16	51 G. VAN STRAALLEN	Kawasaki ZX-6R 261,5
17	56 P. SEBESTYEN	Honda CBR600RR 261,5
18	111 K. SMITH	Honda CBR600RR 260,9
19	74 J. VAN SIKKELERUS	Honda CBR600RR 259,6
20	86 A. BADOVINI	MV Agusta F3 675 258,4
21	34 J. ITURRIOZ	Kawasaki ZX-6R 257,1
22	49 S. HORNSEY	Triumph Daytona 675 252,3
23	12 A. MURLEY	Honda CBR600RR 251,2

SEG. 1		
1	144 L. MAHIAS	26.599
2	11 S. CORTESE	26.601
3	21 R. KRUMMENACHER	26.668
4	64 F. CARICASULO	26.673
5	16 J. CLUZEL	26.688
6	3 R. DE ROSA	26.814
7	111 K. SMITH	26.823
8	98 H. BARBERA	26.921
9	81 L. STAPLEFORD	26.926
10	78 H. OKUBO	26.946
11	36 T. GRADINGER	26.965
12	6 C. PEROLARI	27.091
13	86 A. BADOVINI	27.211
14	38 H. SOOMER	27.298
15	84 L. CRESSON	27.382
16	10 N. CALERO	27.455
17	56 P. SEBESTYEN	27.514
18	88 C. STANGE	27.567
19	74 J. VAN SIKKELERUS	27.609
20	51 G. VAN STRAALLEN	27.614
21	34 J. ITURRIOZ	27.692
22	49 S. HORNSEY	27.799
23	12 A. MURLEY	28.237

SEG. 2		
1	11 S. CORTESE	31.127
2	144 L. MAHIAS	31.131
3	64 F. CARICASULO	31.233
4	21 R. KRUMMENACHER	31.296
5	111 K. SMITH	31.308
6	78 H. OKUBO	31.371
7	16 J. CLUZEL	31.388
8	81 L. STAPLEFORD	31.392
9	98 H. BARBERA	31.574
10	3 R. DE ROSA	31.581
11	36 T. GRADINGER	31.692
12	6 C. PEROLARI	31.725
13	49 S. HORNSEY	31.773
14	86 A. BADOVINI	31.841
15	38 H. SOOMER	31.909
16	88 C. STANGE	31.965
17	56 P. SEBESTYEN	31.981
18	51 G. VAN STRAALLEN	32.044
19	34 J. ITURRIOZ	32.121
20	10 N. CALERO	32.129
21	74 J. VAN SIKKELERUS	32.147
22	84 L. CRESSON	32.209
23	12 A. MURLEY	32.721

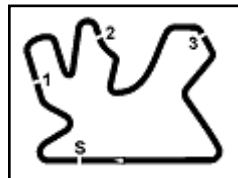
SEG. 3		
1	144 L. MAHIAS	29.556
2	11 S. CORTESE	29.620
3	111 K. SMITH	29.799
4	21 R. KRUMMENACHER	29.862
5	16 J. CLUZEL	29.942
6	98 H. BARBERA	29.995
7	81 L. STAPLEFORD	30.030
8	64 F. CARICASULO	30.049
9	78 H. OKUBO	30.086
10	3 R. DE ROSA	30.120
11	86 A. BADOVINI	30.131
12	36 T. GRADINGER	30.245
13	56 P. SEBESTYEN	30.304
14	6 C. PEROLARI	30.388
15	84 L. CRESSON	30.401
16	38 H. SOOMER	30.426
17	49 S. HORNSEY	30.637
18	74 J. VAN SIKKELERUS	30.702
19	88 C. STANGE	30.768
20	51 G. VAN STRAALLEN	30.813
21	10 N. CALERO	30.821
22	34 J. ITURRIOZ	30.823
23	12 A. MURLEY	31.317

SEG. 4		
1	11 S. CORTESE	34.238
2	144 L. MAHIAS	34.442
3	16 J. CLUZEL	34.491
4	21 R. KRUMMENACHER	34.521
5	64 F. CARICASULO	34.562
6	111 K. SMITH	34.574
7	98 H. BARBERA	34.591
8	36 T. GRADINGER	34.644
9	81 L. STAPLEFORD	34.703
10	78 H. OKUBO	34.712
11	3 R. DE ROSA	34.820
12	84 L. CRESSON	34.896
13	6 C. PEROLARI	35.091
14	86 A. BADOVINI	35.114
15	38 H. SOOMER	35.115
16	88 C. STANGE	35.150
17	56 P. SEBESTYEN	35.170
18	51 G. VAN STRAALLEN	35.391
19	34 J. ITURRIOZ	35.395
20	74 J. VAN SIKKELERUS	35.455
21	49 S. HORNSEY	35.462
22	10 N. CALERO	35.516
23	12 A. MURLEY	36.229

25/10/2018

These data/results cannot be reproduced, stored and/or transmitted in whole or in part by any manner of electronic, mechanical, photocopying, recording, broadcasting or otherwise now known or herein after developed without the previous express consent by the copyright owner, except for reproduction in daily press and regular printed publications on sale to the public within 60 days of the event related to those data/results and always provided that copyright symbol appears together as follows below.

© DORNA WSBK ORGANIZATION Srl 2018



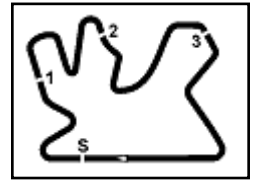
PIRELLI Qatar Round, 25 - 27 October 2018

World Supersport - Ideal Times Free Practice 1st Session

Losail International Circuit 5.380 m

No.	Rider	Nat	Bike	Seg. 1	Seg. 2	Seg. 3	Seg. 4	Ideal Time		
				Diff. 1	Diff. 2	Diff. 3	Diff. 4	Best Lap	Pos.	Diff.
1	11 S. CORTESE	GER	Yamaha YZF R6	26.601	31.127 0.169	29.620	34.238 0.104	2'01.586 2'01.859	2	0.273
2	144 L. MAHIAS	FRA	Yamaha YZF R6	26.599	31.131 0.082	29.556	34.442	2'01.728 2'01.810	1	0.082
3	21 R. KRUMMENACHER	SUI	Yamaha YZF R6	26.668 0.012	31.296	29.862	34.521 0.055	2'02.347 2'02.414	3	0.067
4	111 K. SMITH	GBR	Honda CBR600RR	26.823 0.016	31.308 0.104	29.799	34.574 0.137	2'02.504 2'02.761	6	0.257
5	16 J. CLUZEL	FRA	Yamaha YZF R6	26.688 0.103	31.388 0.043	29.942	34.491 0.027	2'02.509 2'02.682	5	0.173
6	64 F. CARICASULO	ITA	Yamaha YZF R6	26.673	31.233	30.049	34.562	2'02.517 2'02.517	4	
7	81 L. STAPLEFORD	GBR	Yamaha YZF R6	26.926	31.392	30.030	34.703	2'03.051 2'03.051	7	
8	98 H. BARBERA	ESP	Kawasaki ZX-6R	26.921	31.574 0.070	29.995	34.591 0.170	2'03.081 2'03.321	9	0.240
9	78 H. OKUBO	JPN	Kawasaki ZX-6R	26.946	31.371	30.086	34.712	2'03.115 2'03.115	8	
10	3 R. DE ROSA	ITA	MV Agusta F3 675	26.814	31.581	30.120	34.820	2'03.335 2'03.335	10	
11	36 T. GRADINGER	AUT	Yamaha YZF R6	26.965 0.030	31.692 0.090	30.245 0.078	34.644	2'03.546 2'03.744	11	0.198
12	6 C. PEROLARI	FRA	Yamaha YZF R6	27.091 0.046	31.725 0.101	30.388 0.039	35.091 0.082	2'04.295 2'04.563	13	0.268
13	86 A. BADOVINI	ITA	MV Agusta F3 675	27.211	31.841	30.131	35.114	2'04.297 2'04.297	12	
14	38 H. SOOMER	EST	Honda CBR600RR	27.298	31.909 0.004	30.426 0.024	35.115 0.010	2'04.748 2'04.786	14	0.038
15	84 L. CRESSON	BEL	Yamaha YZF R6	27.382	32.209 0.143	30.401 0.092	34.896 0.024	2'04.888 2'05.147	15	0.259
16	56 P. SEBESTYEN	HUN	Honda CBR600RR	27.514 0.066	31.981 0.211	30.304	35.170 0.054	2'04.969 2'05.300	16	0.331
17	88 C. STANGE	GER	Kawasaki ZX-6R	27.567 0.121	31.965 0.101	30.768	35.150 0.062	2'05.450 2'05.734	18	0.284
18	49 S. HORNSEY	GBR	Triumph Daytona 675	27.799	31.773	30.637 0.035	35.462 0.027	2'05.671 2'05.733	17	0.062
19	51 G. VAN STRAALLEN	NED	Kawasaki ZX-6R	27.614 0.068	32.044 0.202	30.813	35.391	2'05.862 2'06.132	19	0.270
20	74 J. VAN SIKKELERUS	NED	Honda CBR600RR	27.609 0.054	32.147	30.702 0.246	35.455 0.128	2'05.913 2'06.341	20	0.428
21	10 N. CALERO	ESP	Kawasaki ZX-6R	27.455	32.129	30.821 0.107	35.516 0.450	2'05.921 2'06.478	22	0.557
22	34 J. ITURRIOZ	ARG	Kawasaki ZX-6R	27.692	32.121	30.823 0.084	35.395 0.329	2'06.031 2'06.444	21	0.413
23	12 A. MURLEY	GBR	Honda CBR600RR	28.237 0.059	32.721 0.085	31.317 0.166	36.229	2'08.504 2'08.814	23	0.310
Overall Ideal Time				26.599	31.127	29.556	34.238	2'01.520		

25/10/2018
These data/results cannot be reproduced, stored and/or transmitted in whole or in part by any manner of electronic, mechanical, photocopying, recording, broadcasting or otherwise now known or herein after developed without the previous express consent by the copyright owner, except for reproduction in daily press and regular printed publications on sale to the public within 60 days of the event related to those data/results and always provided that copyright symbol appears together as follows below.
© DORNA WSBK ORGANIZATION Srl 2018



PIRELLI Qatar Round, 25 - 27 October 2018

World Supersport - Chronological Analysis Free Practice 1st Session

Losail International Circuit 5.380 m

1 / 4

1° 144 L. MAHIAS (2'01.810)								4° 64 F. CARICASULO (2'02.517)							
Lap	Seg.1	Seg.2	Seg.3	Seg.4	Lap Time	km/h	Local Time	Lap	Seg.1	Seg.2	Seg.3	Seg.4	Lap Time	km/h	Local Time
							17:15'23.745								17:15'40.679
1	32.480	33.953	31.122	1'32.086	3'09.641P	158,4	17:18'33.386	1	33.346	33.427	32.356	5'01.791	6'40.920P	150,8	17:22'21.599
2	37.613	32.243	30.182	34.766	2'14.804P	147,7	17:20'48.190	2	38.356	31.988	30.690	35.418	2'16.452P	118,0	17:24'38.051
3	26.985	31.430	29.802	34.706	2'02.923	266,0	17:22'51.113	3	27.566	31.970	30.690	34.945	2'05.171	263,4	17:26'43.222
4	27.076	31.610	29.864	35.014	2'03.564	266,0	17:24'54.677	4	27.254	31.931	30.611	34.939	2'04.735	265,4	17:28'47.957
5	26.888	31.399	29.953	34.793	2'03.033	266,7	17:26'57.710	5	27.102	31.694	30.620	34.954	2'04.370	264,7	17:30'52.327
6	27.148	33.291	31.818	7'52.672	9'24.929P	267,3	17:36'22.639	6	26.949	31.532	30.586	34.831	2'03.898	264,7	17:32'56.225
7	35.248	31.931	30.195	35.036	2'12.410P	119,3	17:38'35.049	7	27.084	31.533	30.490	34.768	2'03.875	265,4	17:35'00.100
8	27.055	32.343	30.281	34.572	2'04.251	268,0	17:40'39.300	8	26.888	31.452	30.377	34.736	2'03.453	265,4	17:37'03.553
9	26.750	31.373	29.996	34.527	2'02.646	268,7	17:42'41.946	9	26.928	31.736	30.291	34.674	2'03.629	270,0	17:39'07.182
10	27.076	32.211	30.971	12'10.151	13'40.409P	269,3	17:56'22.355	10	27.408	32.812	31.001	11'51.710	13'22.931P	264,1	17:52'30.113
11	33.289	33.187	32.093	36.432	2'15.001P	137,8	17:58'37.356	11	32.770	32.259	30.655	35.027	2'10.711P	121,3	17:54'40.824
12	26.848	31.271	29.828	34.464	2'02.411	267,3	18:00'39.767	12	26.823	31.362	30.236	34.909	2'03.330	265,4	17:56'44.154
13	26.625	31.131	29.715	34.461	2'01.932	268,7	18:02'41.699	13	26.823	31.497	30.187	34.740	2'03.247	264,1	17:58'47.401
14	26.599	31.213	29.556	34.442	2'01.810	268,7	18:04'43.509	14	26.843	31.873	37.466	36.802	2'12.984	265,4	18:01'00.385
15	26.725	34.618	33.195	35.501	2'10.039	270,0	18:06'53.548	15	26.856	31.356	30.076	35.254	2'03.542	266,7	18:03'03.927
								16	26.673	31.233	30.049	34.562	2'02.517	266,0	18:05'06.444

2° 11 S. CORTESE (2'01.859)								5° 16 J. CLUZEL (2'02.682)							
Lap	Seg.1	Seg.2	Seg.3	Seg.4	Lap Time	km/h	Local Time	Lap	Seg.1	Seg.2	Seg.3	Seg.4	Lap Time	km/h	Local Time
							17:16'03.167								17:16'38.606
1	34.544	34.415	32.197	36.135	2'17.291P	152,8	17:18'20.458	1	34.371	34.762	32.925	37.929	2'19.987P	138,3	17:18'58.593
2	28.009	32.377	30.616	35.088	2'06.090	264,1	17:20'26.548	2	28.042	32.222	31.140	35.428	2'06.832	255,9	17:21'05.425
3	27.473	31.936	30.306	34.661	2'04.376	266,0	17:22'30.924	3	27.551	31.700	30.240	34.703	2'04.194	261,5	17:23'09.619
4	27.153	31.515	30.085	34.700	2'03.453	267,3	17:24'34.377	4	27.081	31.705	30.198	34.661	2'03.645	266,0	17:25'13.264
5	27.254	31.996	30.672	35.019	2'04.941	268,0	17:26'39.318	5	26.845	31.571	30.019	34.593	2'03.028	266,7	17:27'16.292
6	27.009	31.393	29.891	34.528	2'02.821	266,7	17:28'42.139	6	26.826	32.733	30.876	9'25.094	10'55.529P	266,0	17:38'11.821
7	26.973	31.617	29.936	34.566	2'03.092	267,3	17:30'45.231	7	33.221	32.105	30.898	35.509	2'11.733P	132,4	17:40'23.554
8	26.925	31.357	29.833	34.577	2'02.692	266,0	17:32'47.923	8	26.963	31.529	30.094	34.491	2'03.077	267,3	17:42'26.631
9	26.775	31.298	29.982	34.411	2'02.466	268,0	17:34'50.389	9	26.791	31.431	29.942	34.518	2'02.682	268,0	17:44'29.313
10	29.000	33.878	31.910	6'08.016	7'42.804P	268,7	17:42'33.193	10	26.799	31.449	30.143	34.624	2'03.015	268,0	17:46'32.328
11	33.190	35.695	31.748	35.670	2'16.303P	156,3	17:44'49.496								
12	27.091	31.455	29.810	34.396	2'02.752	266,7	17:46'52.248								
13	26.743	31.433	29.982	34.472	2'02.630	270,0	17:48'54.878								
14	32.694	33.628	31.957	6'11.537	7'49.816P	268,0	17:56'44.694								
15	35.435	34.539	30.928	35.344	2'16.246P		17:59'00.940								
16	26.986	31.272	29.684	34.238	2'02.180	268,0	18:01'03.120								
17	26.601	31.296	29.620	34.342	2'01.859	268,0	18:03'04.979								
18	26.817	31.127	29.632	34.371	2'01.947	269,3	18:05'06.926								

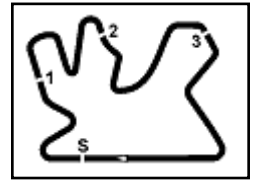
3° 21 R. KRUMMENACHER (2'02.414)								6° 111 K. SMITH (2'02.761)							
Lap	Seg.1	Seg.2	Seg.3	Seg.4	Lap Time	km/h	Local Time	Lap	Seg.1	Seg.2	Seg.3	Seg.4	Lap Time	km/h	Local Time
							17:14'59.969								17:15'46.974
1	37.956	33.205	31.421	37.214	2'19.796P	143,8	17:17'19.765	1	32.541	33.517	31.326	35.717	2'13.101P	157,2	17:18'00.075
2	27.838	31.931	30.499	35.209	2'05.477	262,1	17:19'25.242	2	28.079	32.491	30.667	35.065	2'06.302	259,0	17:20'06.377
3	27.471	31.922	30.440	35.299	2'05.132C	262,1	17:21'30.374	3	27.137	31.750	30.406	34.875	2'04.168	260,9	17:22'10.545
4	27.108	31.713	30.220	34.936	2'03.977	263,4	17:23'34.351	4	26.942	31.660	30.525	35.172	2'04.299	259,0	17:24'14.844
5	27.020	31.597	30.278	34.858	2'03.753	264,1	17:25'38.104	5	27.174	31.648	30.468	34.974	2'04.264	259,0	17:26'19.108
6	30.785	32.519	30.855	35.153	2'09.312	264,1	17:27'47.416	6	27.071	31.544	30.192	34.839	2'03.646	259,0	17:28'22.754
7	26.955	31.714	30.187	34.726	2'03.582	265,4	17:29'50.998	7	26.878	32.900	31.442	8'13.528	9'44.748P	260,9	17:38'07.502
8	26.969	31.600	30.182	34.763	2'03.514	264,7	17:31'54.512	8	33.294	32.238	30.866	35.166	2'11.564P	127,5	17:40'19.066
9	29.159	32.931	31.332	9'51.311	11'24.733P	264,1	17:43'19.245	9	27.206	31.640	30.157	34.830	2'03.833	257,8	17:42'22.899
10	32.711	32.799	35.898	35.379	2'16.787P	126,2	17:45'36.032	10	27.029	31.455	30.101	34.804	2'03.389	258,4	17:44'26.288
11	27.022	31.592	30.093	35.403	2'04.110C	266,7	17:47'40.142	11	26.963	31.478	29.865	34.992	2'03.298	259,0	17:46'29.586
12	27.270	31.871	30.203	34.690	2'04.034	266,0	17:49'44.176	12	26.958	32.425	30.858	7'33.495	9'03.736P	260,2	17:55'33.322
13	26.853	31.528	30.205	34.796	2'03.382	265,4	17:51'47.558	13	32.025	31.680	30.319	34.848	2'08.872P	134,3	17:57'42.194
14	26.946	31.451	30.134	34.642	2'03.173	264,1	17:53'50.731	14	26.847	31.308	29.945	34.768	2'02.868	258,4	17:59'45.062
15	26.847	31.539	30.219	4'07.143	5'35.748P	264,1	17:59'26.479	15	27.047	31.484	30.024	34.574	2'03.129	258,4	18:01'48.191
16	32.168	32.342	30.556	34.625	2'09.691P	136,4	18:01'36.170	16	26.839	31.412	29.799	34.711	2'02.761	259,6	18:03'50.952
17	26.680	31.296	29.862	34.576	2'02.414	266,0	18:03'38.584	17	26.823	31.438	30.044	34.728	2'03.033	260,2	18:05'53.985
18	26.668	31.398	29.862	34.521	2'02.449	267,3	18:05'41.033								

7° 81 L. STAPLEFORD (2'03.051)							
Lap	Seg.1	Seg.2	Seg.3	Seg.4	Lap Time	km/h	Local Time
							17:15'07.779
1	35.380	34.244	31.967	36.522	2'18.113P	136,5	17:17'25.892
2	28.310	32.696	31.292	6'58.796	8'31.094P	265,4	17:25'56.986
3	36.871	32.957	30.910	36.644	2'17.382P	136,9	17:28'14.368
4	30.657	32.325	30.556	35.250	2'08.788	259,0	17:30'23.156
5	27.587	31.970	30.590	35.204	2'05.351	264,1	17:32'28.507
6	27.527	31.901	30.451	35.370	2'05.249	259,6	17:34'33.756

25/10/2018 P = Pits In/Out - C = Lap Time Cancelled

These data/results cannot be reproduced, stored and/or transmitted in whole or in part by any manner of electronic, mechanical, photocopying, recording, broadcasting or otherwise now known or herein after developed without the previous express consent by the copyright owner, except for reproduction in daily press and regular printed publications on sale to the public within 60 days of the event related to those data/results and always provided that copyright symbol appears together as follows below.

© DORNA WSBK ORGANIZATION Srl 2018



PIRELLI Qatar Round, 25 - 27 October 2018

World Supersport - Chronological Analysis Free Practice 1st Session

Losail International Circuit 5.380 m

2 / 4

7	27.366	31.920	31.020	35.153	2'05.459	259,6	17:36'39.215
8	27.284	31.742	30.334	34.965	2'04.325	259,6	17:38'43.540
9	27.111	31.597	30.218	34.826	2'03.752	259,6	17:40'47.292
10	29.128	33.729	32.057	16'25.132	18'00.046P	262,1	17:58'47.338
11	32.622	31.848	30.391	34.863	2'09.724P	147,9	18:00'57.062
12	31.234	31.777	30.102	35.031	2'08.144	262,8	18:03'05.206
13	26.926	31.392	30.030	34.703	2'03.051	268,0	18:05'08.257

8° 78 H. OKUBO (2'03.115)							
Lap	Seg.1	Seg.2	Seg.3	Seg.4	Lap Time	km/h	Local Time
							17:15'12.560
1	32.806	33.312	31.007	36.400	2'13.525P	151,9	17:17'26.085
2	28.689	32.260	30.438	34.799	2'06.186	264,1	17:19'32.271
3	27.757	32.658	31.200	35.540	2'07.155	265,4	17:21'39.426
4	46.434	33.309	30.426	35.133	2'25.302	264,7	17:24'04.728
5	27.638	31.908	30.350	35.148	2'05.044	264,7	17:26'09.772
6	27.480	31.926	33.476	38.144	2'11.026	265,4	17:28'20.798
7	27.188	32.297	30.836	35.341	2'05.662	266,0	17:30'26.460
8	27.957	32.371	30.553	7'53.737	9'24.618P	264,1	17:39'51.078
9	33.720	32.087	30.256	34.968	2'11.031P	126,5	17:42'02.109
10	27.268	31.765	30.194	35.291	2'04.518	263,4	17:44'06.627
11	27.227	31.810	30.233	34.831	2'04.101	263,4	17:46'10.728
12	32.322	32.974	31.130	7'35.028	9'11.454P	264,7	17:55'22.182
13	37.380	34.156	37.384	35.745	2'24.665P	107,6	17:57'46.847
14	26.946	31.371	30.086	34.712	2'03.115	262,1	17:59'49.962
15	27.042	31.651	30.215	34.860	2'03.768	267,3	18:01'53.730
16	27.613	32.258	30.592	35.293	2'05.756	266,0	18:03'59.486
17	27.412	32.021	30.525	35.144	2'05.102	264,7	18:06'04.588

9° 98 H. BARBERA (2'03.321)							
Lap	Seg.1	Seg.2	Seg.3	Seg.4	Lap Time	km/h	Local Time
							17:15'34.727
1	39.963	33.179	32.120	36.467	2'21.729P	92,8	17:17'56.456
2	27.642	32.060	30.691	35.205	2'05.598	262,8	17:20'02.054
3	27.432	31.936	30.405	35.034	2'04.807	263,4	17:22'06.861
4	28.489	33.035	31.210	13'52.932	15'25.666P	263,4	17:37'32.527
5	32.517	32.656	30.938	16'06.422	17'42.533P	148,1	17:55'15.060
6	50.391	32.054	30.528	35.195	2'28.168P		17:57'43.228
7	27.087	31.574	30.206	34.691	2'03.558	262,8	17:59'46.786
8	26.921	31.644	29.995	34.761	2'03.321	263,4	18:01'50.107
9	31.514	32.439	30.436	37.077	2'11.466	264,1	18:04'01.573
10	27.148	31.664	30.076	34.591	2'03.479	262,1	18:06'05.052

10° 3 R. DE ROSA (2'03.335)							
Lap	Seg.1	Seg.2	Seg.3	Seg.4	Lap Time	km/h	Local Time
							17:16'17.932
1	36.423	35.506	32.766	36.986	2'21.681P	133,7	17:18'39.613
2	28.482	32.739	31.137	36.344	2'08.702	243,8	17:20'48.315
3	27.490	31.978	30.372	35.535	2'05.375	257,8	17:22'53.690
4	27.286	31.915	30.525	35.565	2'05.291	260,2	17:24'58.981
5	28.111	33.613	31.745	7'11.468	8'44.937P		17:33'43.918
6	32.768	32.924	30.737	35.501	2'11.930P	151,0	17:35'55.848
7	27.221	32.093	30.480	35.373	2'05.167	260,2	17:38'01.015
8	27.177	31.976	30.327	35.131	2'04.611	259,6	17:40'05.626
9	27.144	31.888	30.411	35.132	2'04.575	260,2	17:42'10.201
10	27.023	31.882	30.368	35.647	2'04.920	260,2	17:44'15.121
11	27.215	31.846	30.375	35.187	2'04.623	260,9	17:46'19.744
12	27.071	31.855	30.273	35.014	2'04.213	260,9	17:48'23.957
13	27.002	31.718	30.240	34.901	2'03.861	261,5	17:50'27.818
14	27.029	31.689	30.225	35.006	2'03.949	260,9	17:52'31.767
15	26.951	31.607	30.205	35.056	2'03.819	260,9	17:54'35.586
16	30.488	35.485	32.639	4'54.305	6'32.917P	257,8	18:01'08.503
17	37.637	41.386	34.012	38.199	2'31.234P	155,4	18:03'39.737
18	26.814	31.581	30.120	34.820	2'03.335	262,8	18:05'43.072

11° 36 T. GRADINGER (2'03.744)							
Lap	Seg.1	Seg.2	Seg.3	Seg.4	Lap Time	km/h	Local Time
							17:15'03.671
1	36.048	34.389	31.912	36.368	2'18.717P	137,4	17:17'22.388
2	28.637	33.427	31.333	36.439	2'09.836	264,7	17:19'32.224
3	27.940	32.980	30.933	35.489	2'07.342	266,0	17:21'39.566
4	27.901	32.444	30.850	35.495	2'06.690	268,0	17:23'46.256
5	27.564	32.470	30.566	35.058	2'05.658	266,0	17:25'51.914
6	27.416	33.263	30.921	35.651	2'07.251	267,3	17:27'59.165
7	27.228	32.219	30.745	35.610	2'05.802	268,7	17:30'04.967
8	27.227	32.284	30.750	35.218	2'05.479	268,7	17:32'10.446
9	27.515	32.244	30.430	9'40.388	11'10.577P	266,0	17:43'21.023
10	34.122	32.025	30.822	36.230	2'13.199P	125,1	17:45'34.222
11	27.169	32.336	30.564	34.852	2'04.921	268,7	17:47'39.143
12	27.272	34.215	33.064	35.007	2'09.558	267,3	17:49'48.701
13	27.172	32.046	30.394	34.901	2'04.513	268,0	17:51'53.214
14	27.292	31.956	30.359	34.815	2'04.422	267,3	17:53'57.636
15	27.183	31.849	30.245	34.738	2'04.015	267,3	17:56'01.651
16	27.034	31.792	30.263	34.835	2'03.924	266,7	17:58'05.575
17	29.356	33.508	31.290	35.571	2'09.725	267,3	18:00'15.300
18	27.143	31.692	34.396	35.039	2'08.270	267,3	18:02'23.570
19	26.965	32.010	30.277	34.824	2'04.076	268,0	18:04'27.646
20	26.995	31.782	30.323	34.644	2'03.744	266,7	18:06'31.390

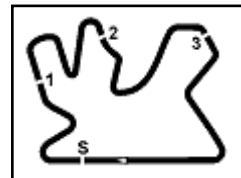
12° 86 A. BADOVINI (2'04.297)							
Lap	Seg.1	Seg.2	Seg.3	Seg.4	Lap Time	km/h	Local Time
							17:16'32.869
1	38.235	35.053	32.638	37.087	2'23.013P	99,3	17:18'55.882
2	29.332	33.325	31.876	35.699	2'10.232	254,7	17:21'06.114
3	27.695	32.582	30.968	35.990	2'07.235	258,4	17:23'13.349
4	27.700	32.290	30.839	37.026	2'07.855		17:25'21.204
5	27.579	32.080	30.590	35.693	2'05.942	255,3	17:27'27.146
6	27.639	32.586	31.609	8'01.850	9'33.684P	254,7	17:37'00.830
7	35.521	32.841	31.425	35.819	2'15.606P	101,3	17:39'16.436
8	27.998	32.533	31.169	6'09.604	7'41.304P	257,8	17:46'57.740
9	33.761	32.463	30.755	35.790	2'12.769P	134,3	17:49'10.509
10	27.509	32.222	30.426	35.507	2'05.664	255,3	17:51'16.173
11	27.241	32.370	30.531	35.320	2'05.462	255,3	17:53'21.635
12	27.366	31.981	30.474	4'14.119	5'43.940P	256,5	17:59'05.575
13	36.825	34.015	31.510	36.106	2'18.456P	101,0	18:01'24.031
14	27.525	33.382	31.259	35.896	2'08.062	257,1	18:03'32.093
15	27.211	31.841	30.131	35.114	2'04.297	257,1	18:05'36.390

13° 6 C. PEROLARI (2'04.563)							
Lap	Seg.1	Seg.2	Seg.3	Seg.4	Lap Time	km/h	Local Time
							17:15'02.329
1	37.555	33.655	34.036	35.900	2'21.146P	138,3	17:17'23.475
2	27.833	33.397	31.378	35.944	2'08.552	261,5	17:19'32.027
3	27.675	32.778	31.230	35.767	2'07.450	259,6	17:21'39.477
4	27.535	32.984	31.607	35.273	2'07.399	260,2	17:23'46.876
5	27.278	32.277	30.854	35.091	2'05.500	261,5	17:25'52.376
6	27.184	32.498	30.935	35.461	2'06.078	262,8	17:27'58.454
7	27.375	32.234	30.615	35.474	2'05.698	259,0	17:30'04.152
8	28.756	32.269	31.445	5'33.968	7'06.438P	258,4	17:37'10.590
9	32.939	33.040	31.364	35.709	2'13.052P	120,5	17:39'23.642
10	27.367	32.671	31.099	35.704	2'06.841	259,6	17:41'30.483
11	27.373	32.176	30.759	35.587	2'05.895	259,6	17:43'36.378
12	27.313	32.050	30.708	35.318	2'05.389	259,0	17:45'41.767
13	27.199	32.040	30.694	35.308	2'05.241	260,9	17:47'47.008
14	32.980	35.135	31.727	35.951	2'15.793	259,6	17:50'02.801
15	27.213	31.725	30.478	35.183	2'04.599	259,6	17:52'07.400
16	27.567	33.194	31.813	4'50.042	6'22.616P	259,6	17:58'30.016
17	38.911	35.871	31.077	35.439	2'21.298P		18:00'51.314

25/10/2018 P = Pits In/Out - C = Lap Time Cancelled

These data/results cannot be reproduced, stored and/or transmitted in whole or in part by any manner of electronic, mechanical, photocopying, recording, broadcasting or otherwise now known or herein after developed without the previous express consent by the copyright owner, except for reproduction in daily press and regular printed publications on sale to the public within 60 days of the event related to those data/results and always provided that copyright symbol appears together as follows below.

© DORNA WSBK ORGANIZATION Srl 2018



PIRELLI Qatar Round, 25 - 27 October 2018

World Supersport - Chronological Analysis Free Practice 1st Session

Losail International Circuit 5.380 m

3 / 4

18	27.137	31.826	30.427	35.173	2'04.563	259,0	18:02'55.877	17	27.623	31.981	30.536	35.511	2'05.651	259,0	18:02'31.345
19	27.091	31.920	30.388	35.229	2'04.628	261,5	18:05'00.505	18	27.514	31.989	30.488	35.321	2'05.312	257,8	18:04'36.657
								19	27.580	32.192	30.304	35.224	2'05.300	257,8	18:06'41.957

14° 38 H. SOOMER (2'04.786)							
Lap	Seg.1	Seg.2	Seg.3	Seg.4	Lap Time	km/h	Local Time
1	34.843	35.120	33.100	37.102	2'20.165P	151,7	17:17'26.153
2	29.242	33.125	31.307	35.950	2'09.624	264,1	17:19'35.777
3	28.661	34.789	31.203	37.490	2'12.143	264,7	17:21'47.920
4	28.114	32.766	31.324	35.503	2'07.707	263,4	17:23'55.627
5	27.716	32.312	31.280	35.397	2'06.705	264,1	17:26'02.332
6	27.975	32.835	30.780	35.608	2'07.198	262,1	17:28'09.530
7	27.853	33.276	31.306	8'37.499	10'09.934P	260,9	17:38'19.464
8	33.526	32.658	31.179	35.458	2'12.821P	113,2	17:40'32.285
9	27.743	32.509	31.511	35.426	2'07.189	260,9	17:42'39.474
10	27.444	33.217	30.670	35.337	2'06.668	261,5	17:44'46.142
11	27.651	32.358	30.695	35.362	2'06.066	260,9	17:46'52.208
12	27.313	31.909	30.690	35.506	2'05.418	260,2	17:48'57.626
13	27.765	33.025	32.222	7'16.036	8'49.048P	260,9	17:57'46.674
14	41.238	33.694	31.439	36.038	2'22.409P	101,2	18:00'09.083
15	27.561	31.993	30.426	35.209	2'05.189	260,2	18:02'14.272
16	27.298	31.913	30.450	35.125	2'04.786	260,2	18:04'19.058
17	27.480	32.038	30.507	35.115	2'05.140	261,5	18:06'24.198

17° 49 S. HORNSEY (2'05.733)							
Lap	Seg.1	Seg.2	Seg.3	Seg.4	Lap Time	km/h	Local Time
1	36.746	34.717	33.170	37.466	2'22.099P	132,8	17:17'30.743
2	29.131	33.639	32.083	36.598	2'11.451	249,4	17:19'42.194
3	28.391	32.874	31.731	35.998	2'08.994	251,7	17:21'51.188
4	28.220	33.700	34.175	6'10.710	7'46.805P	252,3	17:29'37.993
5	37.207	35.303	31.678	35.983	2'20.171P	103,7	17:31'58.164
6	28.350	32.355	31.035	35.786	2'07.526	250,0	17:34'05.690
7	29.235	33.362	33.368	7'49.759	9'25.724P	249,4	17:43'31.414
8	36.313	32.785	31.046	36.018	2'16.162P	113,8	17:45'47.576
9	28.202	32.224	30.781	35.570	2'06.777	251,2	17:47'54.353
10	27.996	32.105	30.637	35.462	2'06.200	251,2	17:50'00.553
11	34.995	37.791	31.664	4'33.099	6'17.549P	248,3	17:56'18.102
12	38.999	32.656	31.477	36.223	2'19.355P	98,7	17:58'37.457
13	27.799	31.773	30.672	35.489	2'05.733	251,7	18:00'43.190

18° 88 C. STANGE (2'05.734)							
Lap	Seg.1	Seg.2	Seg.3	Seg.4	Lap Time	km/h	Local Time
1	35.398	35.039	33.030	36.797	2'20.264P	144,6	17:15'12.931
2	29.180	33.539	32.121	36.267	2'11.107	254,7	17:19'44.302
3	28.754	32.745	31.795	36.248	2'09.542	255,9	17:21'53.844
4	28.560	32.669	31.867	36.104	2'09.200	255,9	17:24'03.044
5	28.884	35.568	31.294	36.286	2'12.032	254,7	17:26'15.076
6	28.289	32.680	31.445	4'35.680	6'08.094P	256,5	17:32'23.170
7	37.856	33.308	31.662	36.484	2'19.310P	96,9	17:34'42.480
8	37.656	32.947	34.322	35.982	2'20.907	253,5	17:37'03.387
9	27.898	31.990	30.947	35.447	2'06.282	254,1	17:39'09.669
10	27.708	32.272	30.891	35.546	2'06.417	255,9	17:41'16.086
11	27.669	32.323	31.184	5'01.856	6'33.032P	254,7	17:47'49.118
12	37.076	33.373	31.181	35.677	2'17.307P	17,5	17:50'06.425
13	27.842	32.284	31.036	36.338	2'07.500	255,9	17:52'13.925
14	27.966	32.270	30.979	35.413	2'06.628	255,9	17:54'20.553
15	27.700	32.079	30.846	35.622	2'06.247	254,7	17:56'26.800
16	28.298	35.379	31.191	36.124	2'10.992	253,5	17:58'37.792
17	27.688	32.066	30.768	35.212	2'05.734	263,4	18:00'43.526
18	27.716	36.155	31.156	35.456	2'10.483	262,1	18:02'54.009
19	27.659	31.965	30.898	35.455	2'05.977	254,1	18:04'59.986
20	27.567	32.326	31.154	35.150	2'06.197	255,3	18:07'06.183

15° 84 L. CRESSON (2'05.147)							
Lap	Seg.1	Seg.2	Seg.3	Seg.4	Lap Time	km/h	Local Time
1	34.392	34.695	32.538	36.592	2'18.217P	155,2	17:17'41.815
2	28.560	33.517	31.257	36.181	2'09.515	265,4	17:19'51.330
3	28.106	33.051	31.077	36.059	2'08.293	267,3	17:21'59.623
4	28.103	33.038	30.759	35.383	2'07.283	268,0	17:24'06.906
5	27.590	32.554	30.648	35.329	2'06.121	270,0	17:26'13.027
6	27.884	32.657	30.805	35.308	2'06.654	268,7	17:28'19.681
7	27.611	32.839	32.088	35.235	2'07.773	269,3	17:30'27.454
8	27.613	32.494	30.661	35.192	2'05.960	270,0	17:32'33.414
9	27.687	33.460	31.582	11'29.214	13'01.943P	268,7	17:45'35.357
10	35.404	33.725	31.298	35.285	2'15.712P	134,0	17:47'51.069
11	27.934	32.674	30.788	41.083	2'12.479	266,7	17:50'03.548
12	28.262	32.687	30.844	35.162	2'06.955	269,3	17:52'10.503
13	27.557	32.548	30.715	4'27.046	5'57.866P	268,0	17:58'08.369
14	36.849	37.967	31.058	35.094	2'20.968P	147,3	18:00'29.337
15	27.789	32.209	30.401	34.896	2'05.295	268,0	18:02'34.632
16	27.382	32.352	30.493	34.920	2'05.147	273,4	18:04'39.779
17	27.430	32.349	30.483	34.920	2'05.182	268,7	18:06'44.961

16° 56 P. SEBESTYEN (2'05.300)							
Lap	Seg.1	Seg.2	Seg.3	Seg.4	Lap Time	km/h	Local Time
1	36.505	34.969	33.269	36.933	2'21.676P	141,5	17:17'25.660
2	29.230	33.325	31.370	36.143	2'10.068	259,0	17:19'35.728
3	28.915	33.475	31.385	36.098	2'09.873	260,2	17:21'45.601
4	28.181	32.773	31.205	35.549	2'07.708	258,4	17:23'53.309
5	27.921	32.776	31.077	35.469	2'07.243	259,0	17:26'00.552
6	33.650	33.138	33.269	35.738	2'15.795	258,4	17:28'16.347
7	27.719	32.488	31.040	35.463	2'06.710	260,2	17:30'23.057
8	27.879	32.575	31.074	6'50.702	8'22.230P	258,4	17:38'45.287
9	42.029	43.447	32.045	36.673	2'34.194P	98,1	17:41'19.481
10	27.894	32.634	30.854	35.501	2'06.883	258,4	17:43'26.364
11	27.721	32.526	30.907	35.500	2'06.654	258,4	17:45'33.018
12	27.919	32.503	31.082	35.170	2'06.674	258,4	17:47'39.692
13	27.602	32.363	30.489	35.279	2'05.733	261,5	17:49'45.425
14	28.222	36.088	31.332	4'32.955	6'08.597P	260,2	17:55'54.022
15	41.863	35.626	31.824	36.213	2'25.526P	98,2	17:58'19.548
16	27.890	32.357	30.639	35.260	2'06.146	257,8	18:00'25.694

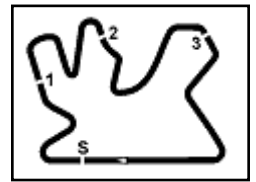
19° 51 G. VAN STRAALEN (2'06.132)							
Lap	Seg.1	Seg.2	Seg.3	Seg.4	Lap Time	km/h	Local Time
1	36.270	36.745	33.992	37.501	2'24.508P	140,4	17:17'58.778
2	29.366	33.765	32.399	36.940	2'12.470	256,5	17:20'11.248
3	28.701	33.363	31.876	36.544	2'10.484	255,3	17:22'21.732
4	28.491	33.008	31.936	36.294	2'09.729	255,9	17:24'31.461
5	28.331	33.641	31.439	35.751	2'09.162	254,7	17:26'40.623
6	28.025	32.740	33.110	5'55.227	7'29.102P	257,8	17:34'09.725
7	32.696	33.048	31.671	36.188	2'13.603P	140,1	17:36'23.328
8	28.261	32.703	31.371	35.903	2'08.238	255,3	17:38'31.566
9	28.164	32.685	31.231	35.788	2'07.868	255,3	17:40'39.434
10	27.775	32.633	30.883	35.873	2'07.164	261,5	17:42'46.598
11	27.912	32.860	31.235	35.976	2'07.983	256,5	17:44'54.581
12	28.024	32.700	31.176	35.721	2'07.621	255,9	17:47'02.202
13	27.978	32.603	31.553	8'15.246	9'47.380P	256,5	17:56'49.582
14	31.896	32.968	31.015	35.581	2'11.460P	151,0	17:59'01.042
15	27.614	32.044	31.471	35.816	2'06.945	257,1	18:01'07.987
16	27.682	32.246	30.813	35.391	2'06.132	257,8	18:03'14.119

25/10/2018

P = Pits In/Out - C = Lap Time Cancelled

These data/results cannot be reproduced, stored and/or transmitted in whole or in part by any manner of electronic, mechanical, photocopying, recording, broadcasting or otherwise now known or herein after developed without the previous express consent by the copyright owner, except for reproduction in daily press and regular printed publications on sale to the public within 60 days of the event related to those data/results and always provided that copyright symbol appears together as follows below.

© DORNA WSBK ORGANIZATION Srl 2018



PIRELLI Qatar Round, 25 - 27 October 2018

World Supersport - Chronological Analysis Free Practice 1st Session

Losail International Circuit 5.380 m

4 / 4

17 27.755 32.259 31.301 35.450 2'06.765 257,1 18:05'20.884 15 28.017 32.352 30.994 35.594 2'06.957 256,5 18:03'14.956

20° 74 J. VAN SIKKELERUS (2'06.341)								23° 12 A. MURLEY (2'08.814)							
Lap	Seg.1	Seg.2	Seg.3	Seg.4	Lap Time	km/h	Local Time	Lap	Seg.1	Seg.2	Seg.3	Seg.4	Lap Time	km/h	Local Time
								17:15'12.677							
1	36.014	36.274	34.833	41.728	2'28.849P	134,5	17:17'41.526	1	37.085	36.733	34.607	38.945	2'27.370P	148,4	17:17'46.609
2	30.990	34.981	34.258	39.562	2'19.791	204,5	17:20'01.317	2	30.579	35.144	33.461	38.157	2'17.341	241,6	17:20'03.950
3	29.988	34.527	33.664	1'46.949	3'25.128P	218,2	17:23'26.445	3	29.677	34.142	32.936	37.889	2'14.644	245,5	17:22'18.594
4	37.547	34.031	32.828	39.569	2'23.975P	114,2	17:25'50.420	4	29.736	34.154	33.006	37.944	2'14.840	243,8	17:24'33.434
5	28.833	33.814	31.623	36.135	2'10.405	252,3	17:28'00.825	5	29.229	33.821	32.521	37.603	2'13.174	245,5	17:26'46.608
6	28.211	33.107	31.708	36.011	2'09.037	257,1	17:30'09.862	6	29.386	33.702	32.296	37.965	2'13.349	246,0	17:28'59.957
7	29.632	36.329	36.594	43.212	2'25.767	257,1	17:32'35.629	7	29.403	33.751	32.294	37.095	2'12.543	243,2	17:31'12.500
8	28.705	33.469	31.757	36.267	2'10.198	254,7	17:34'45.827	8	28.782	33.290	32.105	36.917	2'11.094	243,2	17:33'23.594
9	33.819	35.670	34.754	1'04.891	2'49.134P	257,1	17:37'34.961	9	28.611	34.630	33.190	6'53.861	8'30.292P	244,3	17:41'53.886
10	31.054	32.870	31.428	11'38.235	13'13.587P	162,9	17:50'48.548	10	37.717	34.972	32.399	37.940	2'23.028P	114,2	17:44'16.914
11	35.691	33.866	31.671	36.990	2'18.218P	103,6	17:53'06.766	11	28.695	33.056	31.748	36.577	2'10.076	246,0	17:46'26.990
12	27.894	32.447	30.702	35.599	2'06.642	253,5	17:55'13.408	12	28.466	33.024	31.990	36.895	2'10.375	246,6	17:48'37.365
13	27.812	32.390	30.864	35.576	2'06.642	257,8	17:57'20.050	13	28.591	32.799	31.730	42.744	2'15.864	244,9	17:50'53.229
14	34.214	37.338	41.764	35.642	2'28.958	257,1	17:59'49.008	14	29.380	38.867	33.134	5'22.585	7'03.966P	243,2	17:57'57.195
15	27.609	32.678	31.012	35.484	2'06.783	258,4	18:01'55.791	15	37.722	36.613	32.875	38.417	2'25.627P	122,3	18:00'22.822
16	27.712	32.341	31.272	35.455	2'06.780	257,8	18:04'02.571	16	28.505	32.811	31.538	36.403	2'09.257	244,9	18:02'32.079
17	27.663	32.147	30.948	35.583	2'06.341	259,6	18:06'08.912	17	28.237	32.721	31.317	36.816	2'09.091	248,8	18:04'41.170
								18:06'08.912							
								18 28.296 32.806 31.483 36.229 2'08.814 251,2 18:06'49.984							

21° 34 J. ITURRIOZ (2'06.444)							
Lap	Seg.1	Seg.2	Seg.3	Seg.4	Lap Time	km/h	Local Time
17:15'01.119							
1	38.574	35.183	33.563	37.756	2'25.076P	138,3	17:17'26.195
2	29.435	33.270	31.561	35.967	2'10.233	255,3	17:19'36.428
3	28.504	34.743	31.819	35.901	2'10.967	256,5	17:21'47.395
4	28.293	32.532	31.515	35.859	2'08.199	252,9	17:23'55.594
5	28.157	32.477	31.291	36.570	2'08.495	252,3	17:26'04.089
6	28.480	32.681	32.451	4'17.601	5'51.213P	253,5	17:31'55.302
7	35.002	34.422	32.820	40.011	2'22.255P	124,4	17:34'17.557
8	28.138	32.490	31.346	35.869	2'07.843	251,7	17:36'25.400
9	27.876	32.301	31.030	36.237	2'07.444		17:38'32.844
10	28.125	32.748	31.300	35.536	2'07.709	253,5	17:40'40.553
11	31.244	33.015	31.644	39.275	2'15.178	257,1	17:42'55.731
12	28.272	32.574	31.372	36.676	2'08.894	252,9	17:45'04.625
13	28.709	32.373	31.406	5'05.189	6'37.677P	252,3	17:51'42.302
14	35.352	35.884	31.523	36.506	2'19.265P	107,7	17:54'01.567
15	28.152	32.524	31.055	36.464	2'08.195	254,1	17:56'09.762
16	27.966	32.271	31.101	35.922	2'07.260	253,5	17:58'17.022
17	31.211	32.321	30.855	35.395	2'09.782	253,5	18:00'26.804
18	27.814	32.233	31.585	35.828	2'07.460	256,5	18:02'34.264
19	27.692	32.121	30.907	35.724	2'06.444	255,9	18:04'40.708
20	27.710	32.269	30.823	35.693	2'06.495	257,1	18:06'47.203

22° 10 N. CALERO (2'06.478)							
Lap	Seg.1	Seg.2	Seg.3	Seg.4	Lap Time	km/h	Local Time
17:15'14.130							
1	34.318	35.204	32.941	37.156	2'19.619P	152,8	17:17'33.749
2	28.855	33.689	31.900	36.382	2'10.826	260,2	17:19'44.575
3	32.793	35.872	31.541	41.242	2'21.448	264,1	17:22'06.023
4	29.394	33.486	31.299	35.657	2'09.836	251,7	17:24'15.859
5	32.447	35.235	32.871	8'14.863	9'55.416P	257,1	17:34'11.275
6	31.825	33.043	33.785	35.637	2'14.290P	151,3	17:36'25.565
7	27.997	32.699	30.821	35.966	2'07.483		17:38'33.048
8	28.488	33.726	30.862	35.616	2'08.692	259,0	17:40'41.740
9	27.999	32.779	34.294	39.769	2'14.841	260,2	17:42'56.581
10	28.165	32.587	31.135	36.139	2'08.026	258,4	17:45'04.607
11	33.899	38.205	36.476	7'30.928	9'19.508P	259,0	17:54'24.115
12	35.861	36.042	35.085	40.487	2'27.475P	99,0	17:56'51.590
13	30.353	33.007	31.055	35.516	2'09.931	255,3	17:59'01.521
14	27.455	32.129	30.928	35.966	2'06.478	262,1	18:01'07.999

25/10/2018 P = Pits In/Out - C = Lap Time Cancelled

These data/results cannot be reproduced, stored and/or transmitted in whole or in part by any manner of electronic, mechanical, photocopying, recording, broadcasting or otherwise now known or herein after developed without the previous express consent by the copyright owner, except for reproduction in daily press and regular printed publications on sale to the public within 60 days of the event related to those data/results and always provided that copyright symbol appears together as follows below.

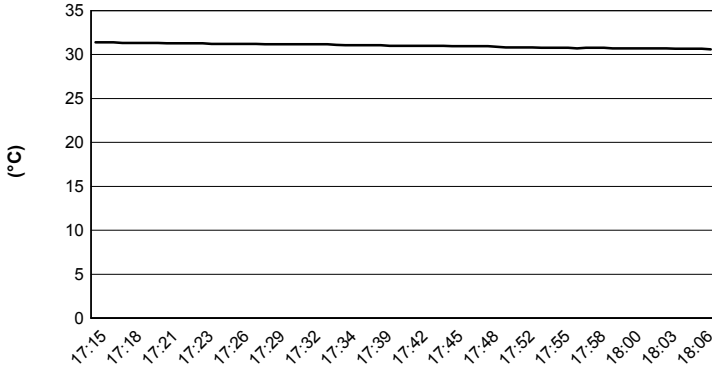
© DORNA WSBK ORGANIZATION Srl 2018



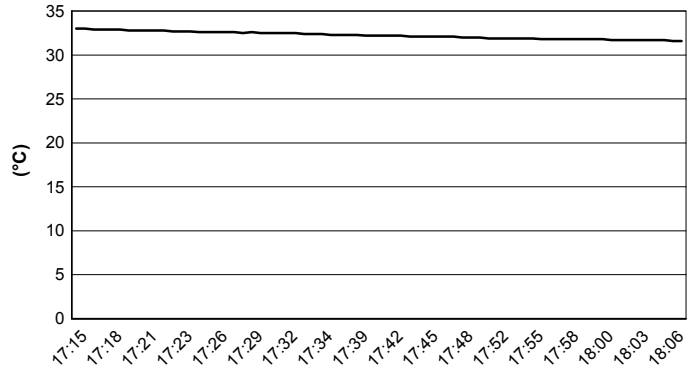
PIRELLI Qatar Round, 25 - 27 October 2018
World Supersport - Weather Report Free Practice 1st Session
 Session started 17:15 - Session ended 18:07

Losail International Circuit 5.380 m

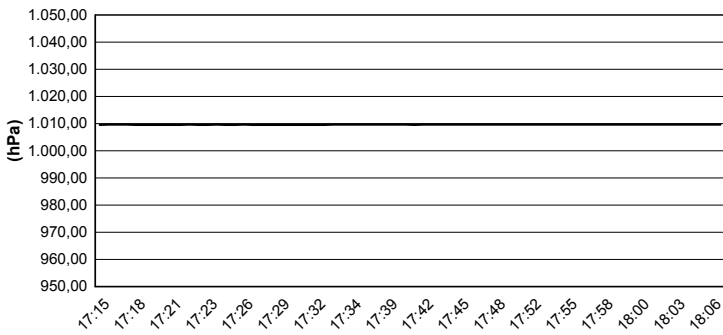
Air Temperature



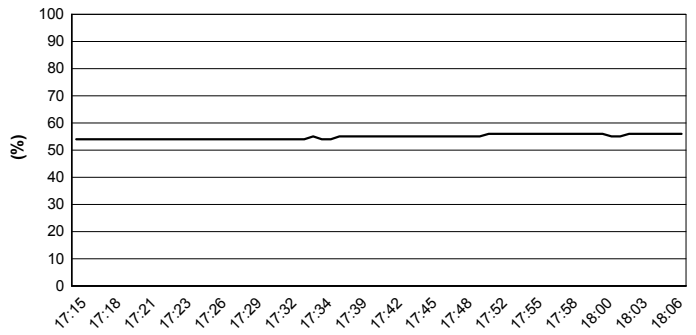
Track Temperature



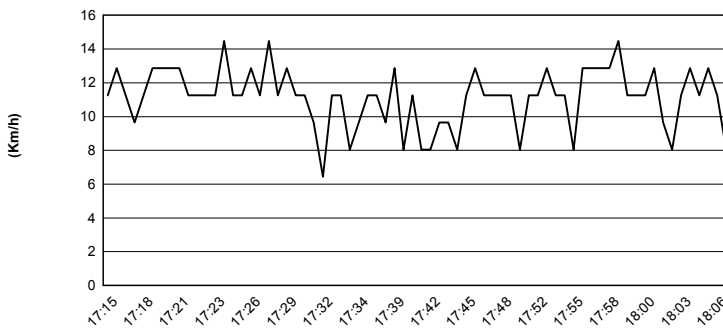
Air Pressure



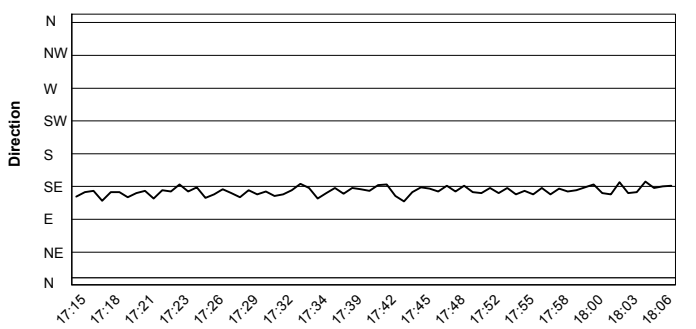
Humidity



Wind Speed



Wind Direction



25/10/2018

These data/results cannot be reproduced, stored and/or transmitted in whole or in part by any manner of electronic, mechanical, photocopying, recording, broadcasting or otherwise now known or herein after developed without the previous express consent by the copyright owner, except for reproduction in daily press and regular printed publications on sale to the public within 60 days of the event related to those data/results and always provided that copyright symbol appears together as follows below.

© DORNA WSBK ORGANIZATION Srl 2018