

PIRELLI Qatar Round, 25 - 27 October 2018

World Supersport - Free Practices Combined Results

Losail International Circuit 5.380 m

No.	Rider	Nat	Team	Bike	FP1	FP2	Time	Gap	Rel.	Avg Laps
1	144 L. MAHIAS	FRA	GRT Yamaha Official WorldSSP Team	Yamaha YZF R6	2'01.810	2'00.876	2'00.876			160,230 34
2	11 S. CORTESE	GER	Kallio Racing	Yamaha YZF R6	2'01.859	2'00.989	2'00.989	0.113	0.113	160,081 34
3	21 R. KRUMMENACHER	SUI	BARDAHL Evan Bros. WorldSSP Team	Yamaha YZF R6	2'02.414	2'01.394	2'01.394	0.518	0.405	159,547 35
4	16 J. CLUZEL	FRA	NRT	Yamaha YZF R6	2'02.682	2'01.599	2'01.599	0.723	0.205	159,278 25
5	6 C. PEROLARI	FRA	GMT94 Yamaha	Yamaha YZF R6	2'04.563	2'01.723	2'01.723	0.847	0.124	159,115 35
6	3 R. DE ROSA	ITA	MV Agusta Reparto Corse by Vamag	MV Agusta F3 675	2'03.335	2'01.806	2'01.806	0.930	0.083	159,007 36
7	64 F. CARICASULO	ITA	GRT Yamaha Official WorldSSP Team	Yamaha YZF R6	2'02.517	2'01.825	2'01.825	0.949	0.019	158,982 35
8	98 H. BARBERA	ESP	Kawasaki Puccetti Racing	Kawasaki ZX-6R	2'03.321	2'01.882	2'01.882	1.006	0.057	158,908 27
9	111 K. SMITH	GBR	CIA Landlord Insurance Honda	Honda CBR600RR	2'02.761	2'02.052	2'02.052	1.176	0.170	158,686 33
10	81 L. STAPLEFORD	GBR	Profile Racing	Yamaha YZF R6	2'03.051	2'02.174	2'02.174	1.298	0.122	158,528 29
11	78 H. OKUBO	JPN	Kawasaki Puccetti Racing	Kawasaki ZX-6R	2'03.115	2'02.369	2'02.369	1.493	0.195	158,275 30
12	36 T. GRADINGER	AUT	NRT	Yamaha YZF R6	2'03.744	2'02.573	2'02.573	1.697	0.204	158,012 37
13	86 A. BADOVINI	ITA	MV Agusta Reparto Corse by Vamag	MV Agusta F3 675	2'04.297	2'03.194	2'03.194	2.318	0.621	157,215 32
14	38 H. SOOMER	EST	Racedays	Honda CBR600RR	2'04.786	2'03.333	2'03.333	2.457	0.139	157,038 35
15	56 P. SEBESTYEN	HUN	CIA Landlord Insurance Honda	Honda CBR600RR	2'05.300	2'03.365	2'03.365	2.489	0.032	156,998 37
16	74 J. VAN SIKKELERUS	NED	GEMAR Team Lorini	Honda CBR600RR	2'06.341	2'03.899	2'03.899	3.023	0.534	156,321 33
17	84 L. CRESSON	BEL	Kallio Racing	Yamaha YZF R6	2'05.147	2'04.679	2'04.679	3.803	0.780	155,343 35
18	49 S. HORNSEY	GBR	Profile Racing	Triumph Daytona 675	2'05.733	2'04.800	2'04.800	3.924	0.121	155,192 25
19	88 C. STANGE	GER	Team GoEleven Kawasaki	Kawasaki ZX-6R	2'05.734	2'04.906	2'04.906	4.030	0.106	155,061 39
20	51 G. VAN STRAALLEN	NED	EAB antwest Racing	Kawasaki ZX-6R	2'06.132	2'05.076	2'05.076	4.200	0.170	154,850 34
21	34 J. ITURRIOZ	ARG	Team GoEleven Kawasaki	Kawasaki ZX-6R	2'06.444	2'05.175	2'05.175	4.299	0.099	154,727 37
22	10 N. CALERO	ESP	Orelac Racing VerdNatura	Kawasaki ZX-6R	2'06.478	2'05.217	2'05.217	4.341	0.042	154,675 30
23	12 A. MURLEY	GBR	GEMAR Team Lorini	Honda CBR600RR	2'08.814	2'08.763	2'08.763	7.887	3.546	150,416 29

25/10/2018

These data/results cannot be reproduced, stored and/or transmitted in whole or in part by any manner of electronic, mechanical, photocopying, recording, broadcasting or otherwise now known or herein after developed without the previous express consent by the copyright owner, except for reproduction in daily press and regular printed publications on sale to the public within 60 days of the event related to those data/results and always provided that copyright symbol appears together as follows below.

© DORNA WSBK ORGANIZATION Srl 2018

FIKR PERUGIA TIMING



Official Tyre Supplier



Official Timekeeper

PIRELLI Qatar Round, 25 - 27 October 2018

World Supersport - Results Free Practice 2nd Session

Losail International Circuit 5.380 m

1 / 2

No.	Rider	Nat	Team	Bike	Time	Gap	Rel.	Laps	Speed	
									Avg	Max
1	144 L. MAHIAS	FRA	GRT Yamaha Official WorldSSP Team	Yamaha YZF R6	2'00.876			19	160,230	270,7
2	11 S. CORTESE	GER	Kallio Racing	Yamaha YZF R6	2'00.989	0.113	0.113	16	160,081	272,7
3	21 R. KRUMMENACHER	SUI	BARDAHL Evan Bros. WorldSSP Team	Yamaha YZF R6	2'01.394	0.518	0.405	17	159,547	274,8
4	16 J. CLUZEL	FRA	NRT	Yamaha YZF R6	2'01.599	0.723	0.205	15	159,278	274,8
5	6 C. PEROLARI	FRA	GMT94 Yamaha	Yamaha YZF R6	2'01.723	0.847	0.124	16	159,115	271,4
6	3 R. DE ROSA	ITA	MV Agusta Reparto Corse by Vamag	MV Agusta F3 675	2'01.806	0.930	0.083	18	159,007	267,3
7	64 F. CARICASULO	ITA	GRT Yamaha Official WorldSSP Team	Yamaha YZF R6	2'01.825	0.949	0.019	19	158,982	270,0
8	98 H. BARBERA	ESP	Kawasaki Puccetti Racing	Kawasaki ZX-6R	2'01.882	1.006	0.057	17	158,908	270,0
9	111 K. SMITH	GBR	CIA Landlord Insurance Honda	Honda CBR600RR	2'02.052	1.176	0.170	16	158,686	262,1
10	81 L. STAPLEFORD	GBR	Profile Racing	Yamaha YZF R6	2'02.174	1.298	0.122	16	158,528	267,3
11	78 H. OKUBO	JPN	Kawasaki Puccetti Racing	Kawasaki ZX-6R	2'02.369	1.493	0.195	13	158,275	270,7
12	36 T. GRADINGER	AUT	NRT	Yamaha YZF R6	2'02.573	1.697	0.204	17	158,012	274,1
13	86 A. BADOVINI	ITA	MV Agusta Reparto Corse by Vamag	MV Agusta F3 675	2'03.194	2.318	0.621	17	157,215	264,7
14	38 H. SOOMER	EST	Racedays	Honda CBR600RR	2'03.333	2.457	0.139	18	157,038	263,4
15	56 P. SEBESTYEN	HUN	CIA Landlord Insurance Honda	Honda CBR600RR	2'03.365	2.489	0.032	18	156,998	267,3
16	74 J. VAN SIKKELERUS	NED	GEMAR Team Lorini	Honda CBR600RR	2'03.899	3.023	0.534	16	156,321	264,7
17	84 L. CRESSON	BEL	Kallio Racing	Yamaha YZF R6	2'04.679	3.803	0.780	18	155,343	273,4
18	49 S. HORNSEY	GBR	Profile Racing	Triumph Daytona 675	2'04.800	3.924	0.121	12	155,192	253,5
19	88 C. STANGE	GER	Team GoEleven Kawasaki	Kawasaki ZX-6R	2'04.906	4.030	0.106	19	155,061	262,1
20	51 G. VAN STRAALLEN	NED	EAB antwest Racing	Kawasaki ZX-6R	2'05.076	4.200	0.170	17	154,850	260,2
21	34 J. ITURRIOZ	ARG	Team GoEleven Kawasaki	Kawasaki ZX-6R	2'05.175	4.299	0.099	17	154,727	266,7
22	10 N. CALERO	ESP	Orelac Racing VerdNatura	Kawasaki ZX-6R	2'05.217	4.341	0.042	15	154,675	267,3
23	12 A. MURLEY	GBR	GEMAR Team Lorini	Honda CBR600RR	2'08.763	7.887	3.546	11	150,416	253,5

Qualifying Lap Time (107% of 2'00.876): 2'09.338

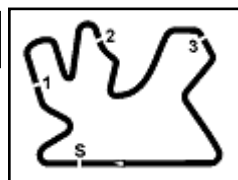
AIR	Humidity:	62%	Temp:	28°C
TRACK	Condition:	Dry	Temp:	29°C

Records	Pole (SP2)	2017 L.Mahias	2'00.738	160,410	Km/h
	Race (RC)	2017 K.Sofuoglu	2'01.832	158,970	Km/h
	Circuit (SP2)	2017 L.Mahias	2'00.738	160,410	Km/h

Start End The results are provisional until the end of the time limit for protests and appeals
 25/10/2018 19:45 20:37 and the completion of the technical checks.

These data/results cannot be reproduced, stored and/or transmitted in whole or in part by any manner of electronic, mechanical, photocopying, recording, broadcasting or otherwise now known or herein after developed without the previous express consent by the copyright owner, except for reproduction in daily press and regular printed publications on sale to the public within 60 days of the event related to those data/results and always provided that copyright symbol appears together as follows below.

© DORNA WSBK ORGANIZATION Srl 2018



PIRELLI Qatar Round, 25 - 27 October 2018

World Supersport - Results Free Practice 2nd Session

Session Highlights

Local Time	No. Rider	Description
19.45.00		Start
19.45.36		WorldSSP Pit Intervention Time: 1min 11secs
19.51.29	84 L. CRESSON	On Asphalt - Re-Joined - Turn 6
19.52.37	16 J. CLUZEL	On Asphalt - Re-Joined - Turn 13
19.56.57	86 A. BADOVINI	On Asphalt - Re-Joined - Turn 1
20.00.42	34 J. ITURRIOZ	On Asphalt - Re-Joined - Turn 1
20.01.18	74 J. VAN SIKKELERUS	On Asphalt - Re-Joined - Turn 1
20.02.02	144 L. MAHIAS	On Asphalt - Re-Joined - Turn 1
20.16.20	10 N. CALERO	On Asphalt - Re-Joined - Turn 1
20.18.28	10 N. CALERO	On Asphalt - Re-Joined - Turn 15
20.19.25	10 N. CALERO	On Asphalt - Re-Joined - Turn 5
20.27.40		WorldSBK FP3 On Time
20.31.45	34 J. ITURRIOZ	On the Gravel - Re-Joined - Turn 1
20.32.11	12 A. MURLEY	On Asphalt - Re-Joined - Turn 6
20.32.26	10 N. CALERO	On Asphalt - Re-Joined - Turn 1
20.33.16	64 F. CARICASULO	On Asphalt - Re-Joined - Turn 1
20.33.32	111 K. SMITH	On Asphalt - Re-Joined - Turn 1
20.37.20		End Of Session

Fastest Laps Sequence

No. Rider	Nat	Team	Bike	Local Time	Time	Gap	Avg
64 F. CARICASULO	ITA	GRT Yamaha Official WorldSSP Team	Yamaha YZF R6	19:49'16.959	2'03.775		156,477
144 L. MAHIAS	FRA	GRT Yamaha Official WorldSSP Team	Yamaha YZF R6	19:50'07.743	2'02.482	-1.293	158,129
11 S. CORTESE	GER	Kallio Racing	Yamaha YZF R6	19:52'28.321	2'02.043	-0.439	158,698
11 S. CORTESE	GER	Kallio Racing	Yamaha YZF R6	19:54'29.985	2'01.664	-0.379	159,193
144 L. MAHIAS	FRA	GRT Yamaha Official WorldSSP Team	Yamaha YZF R6	20:01'36.543	2'01.601	-0.063	159,275
11 S. CORTESE	GER	Kallio Racing	Yamaha YZF R6	20:31'03.491	2'01.500	-0.101	159,407
21 R. KRUMMENACHER	SUI	BARDAHL Evan Bros. WorldSSP Team	Yamaha YZF R6	20:31'19.804	2'01.394	-0.106	159,547
11 S. CORTESE	GER	Kallio Racing	Yamaha YZF R6	20:33'04.480	2'00.989	-0.405	160,081
144 L. MAHIAS	FRA	GRT Yamaha Official WorldSSP Team	Yamaha YZF R6	20:35'07.116	2'00.876	-0.113	160,230

Start 19:45 End 20:37 The results are provisional until the end of the time limit for protests and appeals and the completion of the technical checks.

These data/results cannot be reproduced, stored and/or transmitted in whole or in part by any manner of electronic, mechanical, photocopying, recording, broadcasting or otherwise now known or herein after developed without the previous express consent by the copyright owner, except for reproduction in daily press and regular printed publications on sale to the public within 60 days of the event related to those data/results and always provided that copyright symbol appears together as follows below.

© DORNA WSBK ORGANIZATION Srl 2018

PIRELLI Qatar Round, 25 - 27 October 2018

World Supersport - Best Sectors & Speed Free Practice 2nd Session

Losail International Circuit 5.380 m

BEST LAP		
1	144 L. MAHIAS	Yamaha YZF R6 2'00.876
2	11 S. CORTESE	Yamaha YZF R6 2'00.989
3	21 R. KRUMMENACHER	Yamaha YZF R6 2'01.394
4	16 J. CLUZEL	Yamaha YZF R6 2'01.599
5	6 C. PEROLARI	Yamaha YZF R6 2'01.723
6	3 R. DE ROSA	MV Agusta F3 675 2'01.806
7	64 F. CARICASULO	Yamaha YZF R6 2'01.825
8	98 H. BARBERA	Kawasaki ZX-6R 2'01.882
9	111 K. SMITH	Honda CBR600RR 2'02.052
10	81 L. STAPLEFORD	Yamaha YZF R6 2'02.174
11	78 H. OKUBO	Kawasaki ZX-6R 2'02.369
12	36 T. GRADINGER	Yamaha YZF R6 2'02.573
13	86 A. BADOVINI	MV Agusta F3 675 2'03.194
14	38 H. SOOMER	Honda CBR600RR 2'03.333
15	56 P. SEBESTYEN	Honda CBR600RR 2'03.365
16	74 J. VAN SIKKELERUS	Honda CBR600RR 2'03.899
17	84 L. CRESSON	Yamaha YZF R6 2'04.679
18	49 S. HORNSEY	Triumph Daytona 675 2'04.800
19	88 C. STANGE	Kawasaki ZX-6R 2'04.906
20	51 G. VAN STRAALEN	Kawasaki ZX-6R 2'05.076
21	34 J. ITURRIOZ	Kawasaki ZX-6R 2'05.175
22	10 N. CALERO	Kawasaki ZX-6R 2'05.217
23	12 A. MURLEY	Honda CBR600RR 2'08.763

SPEED		
1	21 R. KRUMMENACHER	Yamaha YZF R6 274,8
2	16 J. CLUZEL	Yamaha YZF R6 274,8
3	36 T. GRADINGER	Yamaha YZF R6 274,1
4	84 L. CRESSON	Yamaha YZF R6 273,4
5	11 S. CORTESE	Yamaha YZF R6 272,7
6	6 C. PEROLARI	Yamaha YZF R6 271,4
7	144 L. MAHIAS	Yamaha YZF R6 270,7
8	78 H. OKUBO	Kawasaki ZX-6R 270,7
9	98 H. BARBERA	Kawasaki ZX-6R 270,0
10	64 F. CARICASULO	Yamaha YZF R6 270,0
11	3 R. DE ROSA	MV Agusta F3 675 267,3
12	10 N. CALERO	Kawasaki ZX-6R 267,3
13	81 L. STAPLEFORD	Yamaha YZF R6 267,3
14	56 P. SEBESTYEN	Honda CBR600RR 267,3
15	34 J. ITURRIOZ	Kawasaki ZX-6R 266,7
16	74 J. VAN SIKKELERUS	Honda CBR600RR 264,7
17	86 A. BADOVINI	MV Agusta F3 675 264,7
18	38 H. SOOMER	Honda CBR600RR 263,4
19	111 K. SMITH	Honda CBR600RR 262,1
20	88 C. STANGE	Kawasaki ZX-6R 262,1
21	51 G. VAN STRAALEN	Kawasaki ZX-6R 260,2
22	12 A. MURLEY	Honda CBR600RR 253,5
23	49 S. HORNSEY	Triumph Daytona 675 253,5

SEG. 1	
1	64 F. CARICASULO 26.431
2	144 L. MAHIAS 26.445
3	21 R. KRUMMENACHER 26.478
4	11 S. CORTESE 26.480
5	16 J. CLUZEL 26.532
6	36 T. GRADINGER 26.598
7	98 H. BARBERA 26.614
8	3 R. DE ROSA 26.636
9	6 C. PEROLARI 26.667
10	81 L. STAPLEFORD 26.697
11	111 K. SMITH 26.699
12	86 A. BADOVINI 26.782
13	78 H. OKUBO 26.807
14	38 H. SOOMER 26.950
15	56 P. SEBESTYEN 27.073
16	74 J. VAN SIKKELERUS 27.177
17	88 C. STANGE 27.216
18	84 L. CRESSON 27.286
19	51 G. VAN STRAALEN 27.321
20	34 J. ITURRIOZ 27.382
21	49 S. HORNSEY 27.429
22	10 N. CALERO 27.565
23	12 A. MURLEY 28.244

SEG. 2	
1	11 S. CORTESE 30.985
2	144 L. MAHIAS 30.997
3	81 L. STAPLEFORD 31.065
4	3 R. DE ROSA 31.097
5	111 K. SMITH 31.102
6	16 J. CLUZEL 31.112
7	64 F. CARICASULO 31.113
8	6 C. PEROLARI 31.129
9	21 R. KRUMMENACHER 31.143
10	78 H. OKUBO 31.158
11	98 H. BARBERA 31.232
12	36 T. GRADINGER 31.372
13	38 H. SOOMER 31.387
14	86 A. BADOVINI 31.473
15	56 P. SEBESTYEN 31.526
16	74 J. VAN SIKKELERUS 31.634
17	49 S. HORNSEY 31.662
18	88 C. STANGE 31.749
19	34 J. ITURRIOZ 31.870
20	10 N. CALERO 31.943
21	51 G. VAN STRAALEN 32.029
22	84 L. CRESSON 32.155
23	12 A. MURLEY 32.581

SEG. 3	
1	144 L. MAHIAS 29.416
2	11 S. CORTESE 29.481
3	98 H. BARBERA 29.570
4	111 K. SMITH 29.676
5	21 R. KRUMMENACHER 29.690
6	3 R. DE ROSA 29.739
7	16 J. CLUZEL 29.748
8	6 C. PEROLARI 29.756
9	64 F. CARICASULO 29.849
10	81 L. STAPLEFORD 29.872
11	78 H. OKUBO 29.968
12	36 T. GRADINGER 29.975
13	86 A. BADOVINI 30.025
14	56 P. SEBESTYEN 30.046
15	38 H. SOOMER 30.058
16	74 J. VAN SIKKELERUS 30.182
17	84 L. CRESSON 30.283
18	51 G. VAN STRAALEN 30.330
19	49 S. HORNSEY 30.333
20	10 N. CALERO 30.498
21	34 J. ITURRIOZ 30.513
22	88 C. STANGE 30.628
23	12 A. MURLEY 31.616

SEG. 4	
1	11 S. CORTESE 34.007
2	144 L. MAHIAS 34.018
3	21 R. KRUMMENACHER 34.074
4	16 J. CLUZEL 34.148
5	6 C. PEROLARI 34.171
6	64 F. CARICASULO 34.332
7	3 R. DE ROSA 34.334
8	81 L. STAPLEFORD 34.408
9	78 H. OKUBO 34.408
10	111 K. SMITH 34.416
11	36 T. GRADINGER 34.419
12	98 H. BARBERA 34.466
13	56 P. SEBESTYEN 34.636
14	38 H. SOOMER 34.733
15	86 A. BADOVINI 34.763
16	84 L. CRESSON 34.768
17	74 J. VAN SIKKELERUS 34.781
18	88 C. STANGE 35.010
19	49 S. HORNSEY 35.126
20	10 N. CALERO 35.133
21	51 G. VAN STRAALEN 35.174
22	34 J. ITURRIOZ 35.180
23	12 A. MURLEY 36.281

25/10/2018

These data/results cannot be reproduced, stored and/or transmitted in whole or in part by any manner of electronic, mechanical, photocopying, recording, broadcasting or otherwise now known or herein after developed without the previous express consent by the copyright owner, except for reproduction in daily press and regular printed publications on sale to the public within 60 days of the event related to those data/results and always provided that copyright symbol appears together as follows below.

© DORNA WSBK ORGANIZATION Srl 2018

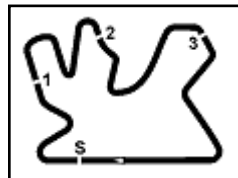
FICR PERUGIA TIMING



Official Tyre Supplier



Official Timekeeper



PIRELLI Qatar Round, 25 - 27 October 2018

World Supersport - Ideal Times Free Practice 2nd Session

Losail International Circuit 5.380 m

No. Rider	Nat	Bike	Seg. 1	Seg. 2	Seg. 3	Seg. 4	Ideal Time		
			Diff. 1	Diff. 2	Diff. 3	Diff. 4	Best Lap	Pos.	Diff.
1 144 L. MAHIAS	FRA	Yamaha YZF R6	26.445	30.997	29.416	34.018	2'00.876	1	
2 11 S. CORTESE	GER	Yamaha YZF R6	26.480 0.036	30.985	29.481	34.007	2'00.953	2	0.036
3 21 R. KRUMMENACHER	SUI	Yamaha YZF R6	26.478 0.009	31.143	29.690	34.074	2'01.385	3	0.009
4 16 J. CLUZEL	FRA	Yamaha YZF R6	26.532 0.006	31.112	29.748 0.053	34.148	2'01.540	4	0.059
5 6 C. PEROLARI	FRA	Yamaha YZF R6	26.667	31.129	29.756	34.171	2'01.723	5	
6 64 F. CARICASULO	ITA	Yamaha YZF R6	26.431	31.113 0.100	29.849	34.332	2'01.725	7	0.100
7 3 R. DE ROSA	ITA	MV Agusta F3 675	26.636	31.097	29.739	34.334	2'01.806	6	
8 98 H. BARBERA	ESP	Kawasaki ZX-6R	26.614	31.232	29.570	34.466	2'01.882	8	
9 111 K. SMITH	GBR	Honda CBR600RR	26.699	31.102 0.090	29.676 0.069	34.416	2'01.893	9	0.159
10 81 L. STAPLEFORD	GBR	Yamaha YZF R6	26.697 0.054	31.065	29.872 0.078	34.408	2'02.042	10	0.132
11 78 H. OKUBO	JPN	Kawasaki ZX-6R	26.807 0.028	31.158	29.968	34.408	2'02.341	11	0.028
12 36 T. GRADINGER	AUT	Yamaha YZF R6	26.598 0.154	31.372	29.975 0.045	34.419 0.010	2'02.364	12	0.209
13 86 A. BADOVINI	ITA	MV Agusta F3 675	26.782	31.473	30.025	34.763 0.151	2'03.043	13	0.151
14 38 H. SOOMER	EST	Honda CBR600RR	26.950	31.387	30.058 0.116	34.733 0.089	2'03.128	14	0.205
15 56 P. SEBESTYEN	HUN	Honda CBR600RR	27.073 0.084	31.526	30.046	34.636	2'03.281	15	0.084
16 74 J. VAN SIKKELERUS	NED	Honda CBR600RR	27.177 0.050	31.634 0.075	30.182	34.781	2'03.774	16	0.125
17 84 L. CRESSON	BEL	Yamaha YZF R6	27.286	32.155 0.154	30.283 0.033	34.768	2'04.492	17	0.187
18 49 S. HORNSEY	GBR	Triumph Daytona 675	27.429	31.662	30.333	35.126 0.250	2'04.550	18	0.250
19 88 C. STANGE	GER	Kawasaki ZX-6R	27.216	31.749 0.161	30.628	35.010 0.142	2'04.603	19	0.303
20 51 G. VAN STRAALLEN	NED	Kawasaki ZX-6R	27.321 0.146	32.029 0.076	30.330	35.174	2'04.854	20	0.222
21 34 J. ITURRIOZ	ARG	Kawasaki ZX-6R	27.382 0.079	31.870 0.151	30.513	35.180	2'04.945	21	0.230
22 10 N. CALERO	ESP	Kawasaki ZX-6R	27.565	31.943	30.498	35.133 0.078	2'05.139	22	0.078
23 12 A. MURLEY	GBR	Honda CBR600RR	28.244 0.011	32.581	31.616 0.028	36.281 0.002	2'08.722	23	0.041
Overall Ideal Time			26.431	30.985	29.416	34.007	2'00.839		

25/10/2018

These data/results cannot be reproduced, stored and/or transmitted in whole or in part by any manner of electronic, mechanical, photocopying, recording, broadcasting or otherwise now known or herein after developed without the previous express consent by the copyright owner, except for reproduction in daily press and regular printed publications on sale to the public within 60 days of the event related to those data/results and always provided that copyright symbol appears together as follows below.

© DORNA WSBK ORGANIZATION Srl 2018

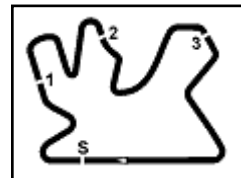
PIRELLI PERUGIA TIMING



Official Tyre Supplier



Official Timekeeper



PIRELLI Qatar Round, 25 - 27 October 2018

World Supersport - Chronological Analysis Free Practice 2nd Session

Losail International Circuit 5.380 m

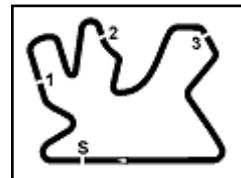
1 / 4

1° 144 L. MAHIAS (2'00.876)								4° 16 J. CLUZEL (2'01.599)							
Lap	Seg.1	Seg.2	Seg.3	Seg.4	Lap Time	km/h	Local Time	Lap	Seg.1	Seg.2	Seg.3	Seg.4	Lap Time	km/h	Local Time
1	31.833	32.213	30.422	34.772	2'09.240P	148,6	19:45'56.021	1	33.516	32.523	30.384	34.850	2'11.273P	138,1	19:48'33.156
2	26.982	31.238	29.784	34.478	2'02.482	267,3	19:50'07.743	2	26.816	31.492	29.927	34.510	2'02.745	269,3	19:50'47.174
3	26.833	32.864	29.859	5'45.769	7'15.325P	268,7	19:57'23.068	3	26.603	31.520		2'08.439	270,0	19:52'55.613	
4	32.947	34.112	30.149	34.666	2'11.874P	143,0	19:59'34.942	4	26.616	31.709	29.889	34.409	2'02.623	272,7	19:54'58.236
5	26.701	31.105	29.513	34.282	2'01.601	269,3	20:01'36.543	5	26.532	31.355	29.748	34.190	2'01.825	273,4	20:15'00.061
6	40.948	31.847	30.851	35.623	2'19.269	269,3	20:03'55.812	6	26.747	32.013	29.823	34.605	2'03.188	274,8	19:59'03.249
7	26.507	31.219	29.582	34.345	2'01.653	267,3	20:05'57.465	7	26.590	31.739	30.190	10'57.250	12'25.769P	273,4	20:11'29.018
8	26.793	31.537	29.661	34.520	2'02.511		20:07'59.976	8	31.415	31.988	30.514	34.663	2'08.580P	147,3	20:13'37.598
9	29.702	39.231	30.370	34.482	2'13.785	264,7	20:10'13.761	9	26.681	31.367	29.989	34.506	2'02.543	268,0	20:15'00.141
10	26.724	31.167	29.627	34.345	2'01.863	269,3	20:12'15.624	10	26.643	31.461	29.886	34.497	2'02.487	271,4	20:17'42.628
11	26.889	31.173	29.572	34.181	2'01.815	270,0	20:14'17.439	11	26.679	31.512	29.931	8'37.590	10'05.712P	270,0	20:27'48.340
12	26.685	31.298	29.640	34.346	2'01.969	270,7	20:16'19.408	12	32.826	33.687	30.667	34.589	2'11.769P	129,3	20:30'00.109
13	26.743	31.075	29.699	34.285	2'01.782	268,7	20:18'21.190	13	26.540	31.148	29.785	34.180	2'01.653	269,3	20:32'01.762
14	26.669	31.252	29.609	34.287	2'01.817	268,7	20:20'23.007	14	28.699	31.854	30.320	35.505	2'06.378	270,7	20:34'08.140
15	26.737	31.372	29.823	34.651	2'02.583	268,7	20:22'25.590	15	26.538	31.112	29.801	34.148	2'01.599	272,7	20:36'09.739
16	26.818	31.212	29.591	34.281	2'01.902	266,7	20:24'27.492	5° 6 C. PEROLARI (2'01.723)							
17	28.614	33.623	32.268	4'51.579	6'26.084P	268,0	20:30'53.576	Lap	Seg.1	Seg.2	Seg.3	Seg.4	Lap Time	km/h	Local Time
18	37.470	31.354	29.652	34.188	2'12.664P	110,5	20:33'06.240	1	33.212	32.581	30.442	34.836	2'11.071P	142,1	19:48'44.649
19	26.445	30.997	29.416	34.018	2'00.876	269,3	20:35'07.116	2	26.804	31.588	30.002	34.610	2'03.004	270,0	19:50'47.653
2° 11 S. CORTESE (2'00.989)								3	26.824	31.424	30.063	34.744	2'03.055	268,0	19:52'50.708
Lap	Seg.1	Seg.2	Seg.3	Seg.4	Lap Time	km/h	Local Time	4	26.934	31.627	30.074	34.801	2'03.436	265,4	19:54'54.144
							19:46'09.500	5	30.931	31.467	30.104	34.878	2'07.380	265,4	19:57'01.524
1	31.764	32.335	33.180	36.904	2'14.183P	162,4	19:48'23.683	6	26.905	31.526	30.067	34.986	2'03.484	267,3	19:59'05.008
2	27.057	31.484	29.818	34.236	2'02.595	268,0	19:50'26.278	7	28.139	32.808	31.732	10'51.766	12'24.445P	265,4	20:11'29.453
3	26.797	31.267	29.677	34.302	2'02.043	269,3	19:52'28.321	8	31.097	32.069	30.442	34.686	2'08.294P	150,2	20:13'37.747
4	26.739	31.132	29.681	34.112	2'01.664	270,7	19:54'29.985	9	26.681	31.426	29.895	34.642	2'02.644	271,4	20:15'40.391
5	26.828	31.281	29.823	34.606	2'02.538	272,7	19:56'32.523	10	26.698	31.297	29.977	34.491	2'02.463	270,0	20:17'42.854
6	29.378	32.913	31.544	5'37.601	7'11.436P	270,7	20:03'43.959	11	26.694	31.454	29.993	34.602	2'02.743		20:19'45.597
7	32.501	32.901	31.563	37.331	2'14.296P	156,5	20:05'58.255	12	30.899	32.394	31.182	6'28.624	8'03.099P		20:27'48.696
8	26.888	31.200	29.754	34.713	2'02.555	270,0	20:08'00.810	13	32.593	33.765	30.599	34.503	2'11.460P	135,2	20:30'00.156
9	27.089	31.515	29.853	34.407	2'02.864	272,0	20:10'03.674	14	26.667	31.129	29.756	34.171	2'01.723	265,4	20:32'01.879
10	26.867	31.187	29.766	34.183	2'02.003	268,0	20:12'05.677	15	28.246	31.641	29.973	34.927	2'04.787	270,7	20:34'06.666
11	26.630	31.180	29.714	34.211	2'01.735	269,3	20:14'07.412	16	27.007	32.755	30.124	34.781	2'04.667	265,4	20:36'11.333
12	30.262	33.982	31.981	10'59.548	12'35.773P	270,0	20:26'43.185	6° 3 R. DE ROSA (2'01.806)							
13	35.238	35.317	33.317	34.934	2'18.806P	130,0	20:29'01.991	Lap	Seg.1	Seg.2	Seg.3	Seg.4	Lap Time	km/h	Local Time
14	26.883	31.056	29.481	34.080	2'01.500	268,0	20:31'03.491	1	34.791	32.662	30.863	34.905	2'13.221P	133,5	19:48'46.740
15	26.516	30.985	29.481	34.007	2'00.989	269,3	20:33'04.480	2	26.860	31.734	30.254	34.708	2'03.556	264,1	19:50'50.296
16	26.480	30.987	29.524	34.053	2'01.044	270,0	20:35'05.524	3	26.854	31.500	30.073	34.910	2'03.337	265,4	19:52'53.633
3° 21 R. KRUMMENACHER (2'01.394)								4	26.746	31.456	30.011	34.654	2'02.867	262,8	19:54'56.500
Lap	Seg.1	Seg.2	Seg.3	Seg.4	Lap Time	km/h	Local Time	5	26.912	31.566	29.987	34.584	2'03.049	263,4	19:56'59.549
							19:46'03.947	6	26.778	31.557	30.190	34.599	2'03.124	266,0	19:59'02.673
1	33.108	33.558	33.778	36.941	2'17.385P	148,6	19:48'21.332	7	27.040	31.736	30.142	35.154	2'04.072	267,3	20:01'06.745
2	27.038	31.441	29.893	34.636	2'03.008	266,0	19:50'24.340	8	26.870	31.525	30.185	34.759	2'03.339	259,6	20:03'10.084
3	27.052	31.517	29.871	34.457	2'02.897	266,7	19:52'27.237	9	26.895	31.389	30.250	34.758	2'03.292	260,9	20:05'13.376
4	26.776	31.468	29.765	34.372	2'02.381	267,3	19:54'29.618	10	26.749	31.357	29.971	34.529	2'02.606	259,6	20:07'15.982
5	30.098	32.650	30.528	34.817	2'08.093	268,7	19:56'37.711	11	26.718	40.114	41.856	8'13.592	10'02.280P	260,9	20:17'18.262
6	26.790	31.318	29.899	34.300	2'02.307	267,3	19:58'40.018	12	38.977	38.673	33.351	37.885	2'28.886P	119,5	20:19'47.148
7	26.657	31.248	29.793	34.254	2'01.952	266,0	20:00'41.970	13	27.103	31.878	30.377	34.873	2'04.231	264,1	20:21'51.379
8	26.605	31.257	29.803	34.333	2'01.998	267,3	20:02'43.968	14	26.920	31.523	30.144	34.876	2'03.463	262,1	20:23'54.842
9	29.766	32.969	31.498	7'14.729	8'48.962P	266,0	20:11'32.930	15	31.395	33.913	32.843	2'37.445	4'15.596P	260,9	20:28'10.438
10	31.551	32.288	30.704	34.627	2'09.170P	145,6	20:13'42.100	16	48.616	49.442	34.818	35.610	2'48.486P	118,4	20:30'58.924
11	26.750	31.305	30.022	34.243	2'02.320	266,7	20:15'44.420	17	26.636	31.097	29.739	34.334	2'01.806	265,4	20:33'00.730
12	26.701	31.343	29.886	34.210	2'02.140	268,0	20:17'46.560	18	26.709	31.141	29.902	35.278	2'03.030	267,3	20:35'03.760
13	28.782	35.751	31.893	7'39.419	9'15.845P	268,0	20:27'02.405	7° 64 F. CARICASULO (2'01.825)							
14	37.859	32.529	30.819	34.798	2'16.005P	112,4	20:29'18.410	Lap	Seg.1	Seg.2	Seg.3	Seg.4	Lap Time	km/h	Local Time
15	26.487	31.143	29.690	34.074	2'01.394	266,7	20:31'19.804								19:45'02.668
16	26.478	31.222	29.742	34.233	2'01.675	274,8	20:33'21.479								
17	28.750	32.212	30.761	37.147	2'08.870	269,3	20:35'30.349								

25/10/2018 P = Pits In/Out - C = Lap Time Cancelled

These data/results cannot be reproduced, stored and/or transmitted in whole or in part by any manner of electronic, mechanical, photocopying, recording, broadcasting or otherwise now known or herein after developed without the previous express consent by the copyright owner, except for reproduction in daily press and regular printed publications on sale to the public within 60 days of the event related to those data/results and always provided that copyright symbol appears together as follows below.

© DORNA WSBK ORGANIZATION Srl 2018



PIRELLI Qatar Round, 25 - 27 October 2018

World Supersport - Chronological Analysis Free Practice 2nd Session

Losail International Circuit 5.380 m

2 / 4

Lap	Seg.1	Seg.2	Seg.3	Seg.4	Lap Time	km/h	Local Time
1	32.946	32.065	30.648	34.857	2'10.516P	147,5	19:47'13.184
2	26.931	31.788	30.471	34.585	2'03.775	266,0	19:49'16.959
3	26.969	31.475	30.386	34.758	2'03.588	266,7	19:51'20.547
4	26.738	31.559	30.414	34.792	2'03.503	268,0	19:53'24.050
5	26.961	31.681	30.391	34.793	2'03.826	266,7	19:55'27.876
6	26.760	31.619	30.238	34.820	2'03.437	268,0	19:57'31.313
7	26.953	31.599	30.202	34.855	2'03.609	266,0	19:59'34.922
8	27.110	31.584	30.225	34.586	2'03.505	266,0	20:01'38.427
9	27.204	31.775	30.413	34.829	2'04.221	270,0	20:03'42.648
10	26.822	31.622	30.159	34.695	2'03.298	266,7	20:05'45.946
11	29.206	32.961	31.072	9'08.576	10'41.815P	268,0	20:16'27.761
12	32.652	31.630	30.080	34.911	2'09.273P	115,5	20:18'37.034
13	26.745	31.494	29.912	34.506	2'02.657	266,7	20:20'39.691
14	26.705	31.282	29.868	34.428	2'02.283	268,0	20:22'41.974
15	26.562	31.246	29.868	34.508	2'02.184	268,0	20:24'44.158
16	26.590	31.215	29.963	34.574	2'02.342	266,7	20:26'46.500
17	26.625	31.113	33.887	38.274	2'09.899	267,3	20:28'56.399
18	26.560	31.187	29.917	34.436	2'02.100	266,7	20:30'58.499
19	26.431	31.213	29.849	34.332	2'01.825	268,0	20:33'00.324

11° 78 H. OKUBO (2'02.369)

Lap	Seg.1	Seg.2	Seg.3	Seg.4	Lap Time	km/h	Local Time
1	32.457	32.799	30.895	35.027	2'11.178P	139,7	19:46'21.242
2	27.308	31.990	30.091	34.890	2'04.279	266,7	19:50'36.699
3	27.184	31.833	30.403	34.795	2'04.215	266,0	19:52'40.914
4	31.633	32.332	31.086	4'50.387	6'25.438P	267,3	19:59'06.352
5	37.989	39.654	35.622	37.734	2'30.999P	135,7	20:01'37.351
6	27.140	34.012	30.105	35.037	2'06.294	267,3	20:03'43.645
7	26.864	31.321	30.069	34.702	2'02.956	266,7	20:05'46.601
8	27.247	32.217	30.672	6'45.829	8'15.965P	268,7	20:14'02.566
9	33.841	32.604	31.271	11'25.187	13'02.903P	139,7	20:27'05.469
10	35.748	32.191	31.113	35.048	2'14.100P	120,1	20:29'19.569
11	26.835	31.158	29.968	34.408	2'02.369	267,3	20:31'21.938
12	26.807	31.358	29.984	34.685	2'02.834	269,3	20:33'24.772
13	27.192	32.082	30.344	38.373	2'07.991	270,7	20:35'32.763

12° 36 T. GRADINGER (2'02.573)

Lap	Seg.1	Seg.2	Seg.3	Seg.4	Lap Time	km/h	Local Time
1	33.495	32.768	30.365	34.818	2'11.446P	141,0	19:48'44.943
2	26.976	31.768	29.975	34.547	2'03.266	274,1	19:50'48.209
3	26.914	31.605	30.062	34.533	2'03.114	274,1	19:52'51.323
4	26.874	31.812	30.077	34.547	2'03.310	274,1	19:54'54.633
5	27.527	31.782	30.251	34.743	2'04.303	274,1	19:56'58.936
6	27.052	31.657	30.186	34.597	2'03.492	269,3	19:59'02.428
7	27.147	32.708	30.268	8'12.764	9'42.887P	270,7	20:08'45.315
8	40.670	39.487	31.516	35.420	2'27.093P	98,2	20:11'12.408
9	27.371	32.501	30.575	34.720	2'05.167	269,3	20:13'17.575
10	26.916	31.655	30.174	34.684	2'03.429	270,0	20:15'21.004
11	27.068	31.814	30.353	7'07.923	8'37.158P	269,3	20:23'58.162
12	37.553	32.312	30.406	35.027	2'15.298P	89,5	20:26'13.460
13	26.750	31.387	30.051	34.550	2'02.738	268,0	20:28'16.198
14	26.752	31.372	30.020	34.429	2'02.573	269,3	20:30'18.771
15	26.831	31.511	30.126	34.419	2'02.887	270,0	20:32'21.658
16	26.598	31.517	30.015	34.557	2'02.687	270,0	20:34'24.345
17	26.872	31.586	30.068	34.442	2'02.968	270,0	20:36'27.313

13° 86 A. BADOVINI (2'03.194)

Lap	Seg.1	Seg.2	Seg.3	Seg.4	Lap Time	km/h	Local Time
1	38.586	33.818	31.576	36.717	2'20.697P	89,8	19:49'48.910
2	29.085	32.452	31.131	35.136	2'07.804	260,2	19:51'56.714
3	27.046	31.877	30.297	35.031	2'04.251	262,1	19:54'00.965
4	27.174	31.805	30.330	35.021	2'04.330	260,9	19:56'05.295
5	35.140	34.835	31.094	7'01.139	8'42.208P	259,0	20:04'47.503
6	33.344	32.918	31.361	35.578	2'13.201P	129,7	20:07'00.704

8° 98 H. BARBERA (2'01.882)

Lap	Seg.1	Seg.2	Seg.3	Seg.4	Lap Time	km/h	Local Time
1	33.323	37.149	34.597	36.748	2'21.817P	156,7	19:47'46.204
2	26.975	31.700	30.222	35.355	2'04.252	270,0	19:52'12.273
3	36.165	35.923	31.971	34.555	2'18.614	264,1	19:54'30.887
4	26.790	31.462	29.709	34.570	2'02.531	267,3	19:56'33.418
5	26.797	33.104	33.261	35.038	2'08.200	268,7	19:58'41.618
6	26.723	31.382	29.963	34.638	2'02.706	265,4	20:00'44.324
7	29.036	33.184	31.663	34.862	2'08.745	264,7	20:02'53.069
8	30.739	33.912	38.048	38.849	2'21.548	263,4	20:05'14.617
9	27.098	31.451	29.821	34.693	2'03.063	265,4	20:07'17.680
10	26.695	31.867	30.538	8'38.715	10'07.815P	266,0	20:17'25.495
11	31.979	34.589	39.294	34.961	2'20.823P	160,2	20:19'46.318
12	27.807	33.199	30.457	34.986	2'06.449	264,7	20:21'52.767
13	26.792	31.466	29.862	34.778	2'02.898	270,0	20:23'55.665
14	27.175	31.845	30.584	2'50.241	4'19.845P	267,3	20:28'15.510
15	34.562	32.059	46.710	45.003	2'38.334P	144,2	20:30'53.844
16	28.364	32.191	32.533	34.713	2'07.801	260,9	20:33'01.645
17	26.614	31.232	29.570	34.466	2'01.882	266,0	20:35'03.527

9° 111 K. SMITH (2'02.052)

Lap	Seg.1	Seg.2	Seg.3	Seg.4	Lap Time	km/h	Local Time
1	32.081	32.913	31.046	35.385	2'11.425P	159,1	19:47'26.799
2	27.181	31.626	30.216	34.757	2'03.780	260,2	19:49'30.579
3	26.953	31.606	30.054	34.816	2'03.429	262,1	19:51'34.008
4	26.983	31.384	30.066	34.615	2'03.048	260,2	19:53'37.056
5	26.947	31.336	30.125	34.826	2'03.234	260,2	19:55'40.290
6	26.955	31.424	30.004	34.705	2'03.088	260,2	19:57'43.378
7	27.441	32.085	30.695	14'29.921	16'00.142P		20:13'43.520
8	32.848	32.138	30.726	34.941	2'10.653P	121,2	20:15'54.173
9	26.845	31.395	29.930	34.791	2'02.961	262,1	20:17'57.134
10	26.788	31.445	29.880	34.683	2'02.796	261,5	20:19'59.930
11	26.876	31.694	30.056	3'29.326	4'57.952P	260,9	20:24'57.882
12	31.888	32.567	30.339	34.814	2'09.608P	140,4	20:27'07.490
13	26.821	31.102	29.676	34.511	2'02.110	259,6	20:29'09.600
14	26.730	31.214	29.997	34.458	2'02.399	260,9	20:31'11.999
15	26.699	31.192	29.745	34.416	2'02.052	262,1	20:33'14.051
16	33.672	32.323	30.329	35.138	2'11.462	262,1	20:35'25.513

10° 81 L. STAPLEFORD (2'02.174)

Lap	Seg.1	Seg.2	Seg.3	Seg.4	Lap Time	km/h	Local Time
1	32.946	32.065	30.648	34.857	2'10.516P	147,5	19:47'13.184

25/10/2018

P = Pits In/Out - C = Lap Time Cancelled

These data/results cannot be reproduced, stored and/or transmitted in whole or in part by any manner of electronic, mechanical, photocopying, recording, broadcasting or otherwise now known or herein after developed without the previous express consent by the copyright owner, except for reproduction in daily press and regular printed publications on sale to the public within 60 days of the event related to those data/results and always provided that copyright symbol appears together as follows below.

© DORNA WSBK ORGANIZATION Srl 2018

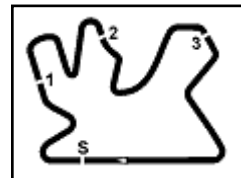
FICR PERUGIA TIMING



Official Tyre Supplier



Official Timekeeper



PIRELLI Qatar Round, 25 - 27 October 2018

World Supersport - Chronological Analysis Free Practice 2nd Session

Losail International Circuit 5.380 m

3 / 4

7	27.323	31.873	30.275	35.200	2'04.671	259,6	20:09'05.375	6	27.326	38.897	35.894	35.387	2'17.504	264,7	19:58'23.117
8	27.062	31.596	30.100	34.969	2'03.727	260,9	20:11'09.102	7	27.599	31.848	30.582	35.214	2'05.243	258,4	20:00'28.360
9	27.086	31.552	30.106	35.130	2'03.874	260,2	20:13'12.976	8	31.071	32.945	30.843	5'15.300	6'50.159P	258,4	20:07'18.519
10	27.061	31.825	31.419	5'46.102	7'16.407P	260,2	20:20'29.383	9	31.621	36.437	39.029	36.320	2'23.407P	141,2	20:09'41.926
11	40.603	34.824	34.034	38.958	2'28.419P	92,8	20:22'57.802	10	27.560	32.112	33.637	35.081	2'08.390	257,8	20:11'50.316
12	27.128	34.265	30.906	35.519	2'07.818	261,5	20:25'05.620	11	27.362	36.289	31.355	8'59.120	10'34.126P	262,1	20:22'24.442
13	27.018	31.589	30.142	34.763	2'03.512	259,0	20:27'09.132	12	34.415	36.990	35.311	35.699	2'22.415P	143,0	20:24'46.857
14	26.782	31.473	30.025	34.914	2'03.194	264,1	20:29'12.326	13	27.447	31.734	30.278	35.033	2'04.492	258,4	20:26'51.349
15	26.810	34.482	30.796	35.266	2'07.354	264,7	20:31'19.680	14	27.383	35.024	34.002	35.365	2'11.774	257,8	20:29'03.123
16	27.034	31.515	30.295	35.164	2'04.008	262,1	20:33'23.688	15	27.177	31.634	30.332	34.991	2'04.134	258,4	20:31'07.257
17	31.484	33.021	33.716	35.670	2'13.891	262,1	20:35'37.579	16	27.327	31.883	30.513	35.256	2'04.979	259,0	20:33'12.236

14° 38 H. SOOMER (2'03.333)							
Lap	Seg.1	Seg.2	Seg.3	Seg.4	Lap Time	km/h	Local Time
1	32.290	33.250	30.920	35.703	2'12.163P	139,9	19:46'14.217
2	27.512	31.708	30.619	34.733	2'04.572	262,8	19:50'30.952
3	27.225	32.437	30.943	1'46.199	3'16.804P	262,8	19:53'47.756
4	36.398	37.640	30.698	35.044	2'19.780P	117,3	19:56'07.536
5	27.223	31.761	30.522	35.023	2'04.529	262,8	19:58'12.065
6	27.244	31.711	30.467	35.099	2'04.521	260,9	20:00'16.586
7	27.141	31.805	30.500	35.145	2'04.591	260,2	20:02'21.177
8	27.779	32.514	31.311	5'43.483	7'15.087P	260,2	20:09'36.264
9	34.360	32.179	30.771	35.431	2'12.741P	119,6	20:11'49.005
10	27.510	32.153	32.556	35.327	2'07.546	259,6	20:13'56.551
11	27.335	31.812	30.336	6'03.220	7'32.703P	263,4	20:21'29.254
12	32.602	32.190	30.429	35.631	2'10.852P	117,3	20:23'40.106
13	27.285	32.120	30.312	34.765	2'04.482	260,2	20:25'44.588
14	27.503	32.079	30.336	34.805	2'04.723	260,2	20:27'49.311
15	26.981	31.769	30.186	34.846	2'03.782	261,5	20:29'53.093
16	27.195	31.577	30.344	35.056	2'04.172	260,9	20:31'57.265
17	26.966	31.546	30.058	34.782	2'03.352	260,9	20:34'00.617
18	26.950	31.387	30.174	34.822	2'03.333	261,5	20:36'03.950

17° 84 L. CRESSON (2'04.679)							
Lap	Seg.1	Seg.2	Seg.3	Seg.4	Lap Time	km/h	Local Time
1	34.924	37.146	33.514	35.511	2'21.095P	149,8	19:47'27.529
2	27.606	32.509	30.859	35.151	2'06.125	269,3	19:49'33.654
3	35.225	42.978	30.837	35.311	2'24.351	270,7	19:51'58.005
4	27.682	32.478	30.614	34.924	2'05.698	273,4	19:54'03.703
5	27.544	32.554	30.687	35.493	2'06.278	272,7	19:56'09.981
6	27.576	32.471	30.517	35.096	2'05.660	272,0	19:58'15.641
7	29.483	32.608	36.975	35.149	2'14.215	272,0	20:00'29.856
8	27.796	32.505	30.559	34.976	2'05.836	271,4	20:02'35.692
9	28.341	34.362	31.063	10'10.635	11'44.401P	272,0	20:14'20.093
10	35.272	47.158	42.838	42.942	2'48.210P	161,4	20:17'08.303
11	27.922	32.697	30.515	35.111	2'06.245	265,4	20:19'14.548
12	28.223	34.527	31.737	1'03.891	2'38.378P	267,3	20:21'52.926
13	31.046	32.295	30.402	34.830	2'08.573P	159,3	20:24'01.499
14	27.522	32.155	30.416	34.802	2'04.895	269,3	20:26'06.394
15	27.533	32.490	30.744	2'18.154	3'48.921P	268,7	20:29'55.315
16	33.189	32.466	30.356	35.253	2'11.264P	155,4	20:32'06.579
17	27.335	32.224	30.283	34.865	2'04.707	269,3	20:34'11.286
18	27.286	32.309	30.316	34.768	2'04.679	270,0	20:36'15.965

15° 56 P. SEBESTYEN (2'03.365)							
Lap	Seg.1	Seg.2	Seg.3	Seg.4	Lap Time	km/h	Local Time
1	38.163	34.059	32.172	36.938	2'21.332P	87,6	19:47'32.024
2	27.799	38.438	34.216	36.571	2'17.024	260,2	19:49'49.048
3	27.584	32.091	30.600	35.226	2'05.501	267,3	19:51'54.549
4	27.362	34.721	35.734	36.934	2'14.751	263,4	19:54'09.300
5	27.381	32.167	30.311	35.070	2'04.929	262,8	19:56'14.229
6	27.276	34.523	30.904	35.468	2'08.171	262,8	19:58'22.400
7	27.426	32.013	30.470	35.072	2'04.981	260,9	20:00'27.381
8	27.508	32.943	31.282	7'20.148	8'51.881P	260,2	20:09'19.262
9	37.053	32.805	39.972	40.663	2'30.493P	88,2	20:11'49.755
10	27.592	32.107	30.470	35.305	2'05.474	261,5	20:13'55.229
11	27.425	31.961	30.588	35.245	2'05.219	263,4	20:16'00.448
12	27.401	32.018	30.633	35.352	2'05.404	260,9	20:18'05.852
13	27.457	32.590	31.228	5'14.522	6'45.797P	261,5	20:24'51.649
14	37.189	32.699	30.920	35.109	2'15.917P	99,6	20:27'07.566
15	27.157	31.526	30.046	34.636	2'03.365	260,9	20:29'10.931
16	27.083	31.691	30.202	34.948	2'03.924	262,8	20:31'14.855
17	27.073	31.753	30.249	34.969	2'04.044	262,1	20:33'18.899
18	27.131	43.211	36.071	36.184	2'22.597	261,5	20:35'41.496

18° 49 S. HORNSEY (2'04.800)							
Lap	Seg.1	Seg.2	Seg.3	Seg.4	Lap Time	km/h	Local Time
1	32.792	33.458	32.464	35.946	2'14.660P	150,6	19:46'01.436
2	28.162	32.359	31.164	35.617	2'07.302	253,5	19:50'23.398
3	28.032	32.356	30.582	35.336	2'06.306	251,7	19:52'29.704
4	27.873	32.076	30.650	35.374	2'05.973	252,3	19:54'35.677
5	29.616	32.870	31.500	10'34.261	12'08.247P	250,6	20:06'43.924
6	35.683	32.768	31.270	35.552	2'15.273P	104,1	20:08'59.197
7	27.829	32.022	30.670	35.485	2'06.006	249,4	20:11'05.203
8	27.744	31.955	35.730	13'49.101	15'24.530P	248,8	20:26'29.733
9	37.410	32.615	30.970	35.633	2'16.628P	87,4	20:28'46.361
10	27.810	31.811	30.587	35.496	2'05.704	248,3	20:30'52.065
11	27.482	31.773	30.602	35.126	2'04.983	248,8	20:32'57.048
12	27.429	31.662	30.333	35.376	2'04.800	249,4	20:35'01.848

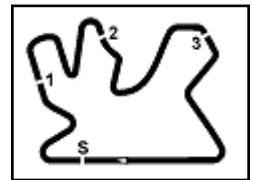
19° 88 C. STANGE (2'04.906)							
Lap	Seg.1	Seg.2	Seg.3	Seg.4	Lap Time	km/h	Local Time
1	36.137	35.091	32.144	36.866	2'20.238P	148,4	19:47'42.921
2	28.799	33.997	31.767	35.523	2'10.086	256,5	19:49'53.007
3	27.682	32.374	30.768	35.287	2'06.111	260,9	19:51'59.118
4	27.677	32.355	30.833	35.297	2'06.162	262,1	19:54'05.280
5	27.548	32.183	30.693	35.358	2'05.782	260,9	19:56'11.062
6	27.480	32.060	30.712	35.220	2'05.472	260,9	19:58'16.534
7	27.602	32.425	39.399	5'53.561	7'32.987P	261,5	20:05'49.521
8	33.783	33.682	31.104	35.253	2'13.822P	116,0	20:08'03.343
9	27.667	32.237	30.903	3'46.480	5'17.287P	258,4	20:13'20.630
10	35.176	32.261	32.944	35.975	2'16.356P	105,7	20:15'36.986
11	27.755	32.123	30.919	35.114	2'05.911	257,1	20:17'42.897

16° 74 J. VAN SIKKELERUS (2'03.899)							
Lap	Seg.1	Seg.2	Seg.3	Seg.4	Lap Time	km/h	Local Time
1	33.114	34.171	32.157	36.871	2'16.313P	157,4	19:47'32.251
2	27.782	32.475	30.630	35.302	2'06.189	262,8	19:49'38.440
3	27.837	32.247	30.644	35.467	2'06.195	261,5	19:51'44.635
4	32.831	38.775	30.507	34.966	2'17.079	259,0	19:54'01.714
5	27.227	31.709	30.182	34.781	2'03.899	262,1	19:56'05.613

25/10/2018 P = Pits In/Out - C = Lap Time Cancelled

These data/results cannot be reproduced, stored and/or transmitted in whole or in part by any manner of electronic, mechanical, photocopying, recording, broadcasting or otherwise now known or herein after developed without the previous express consent by the copyright owner, except for reproduction in daily press and regular printed publications on sale to the public within 60 days of the event related to those data/results and always provided that copyright symbol appears together as follows below.

© DORNA WSBK ORGANIZATION Srl 2018



PIRELLI Qatar Round, 25 - 27 October 2018

World Supersport - Chronological Analysis Free Practice 2nd Session

Losail International Circuit 5.380 m

4 / 4

12	27.216	31.910	30.628	35.152	2'04.906		20:19'47.803	11	39.830	37.757	32.794	40.870	2'31.251P	92,3	20:27'49.917
13	27.280	31.918	30.663	35.048	2'04.909	261,5	20:21'52.712	12	27.565	31.943	30.498	35.211	2'05.217	260,2	20:29'55.134
14	27.280	31.749	30.631	35.273	2'04.933	259,6	20:23'57.645	13			30.517	35.133	2'11.849	259,0	20:32'06.983
15	27.399	32.036	30.833	35.010	2'05.278	259,6	20:26'02.923	14	33.382	33.359	30.973	36.025	2'13.739	263,4	20:34'20.722
16	27.969	33.138	34.036	2'55.662	4'30.805P	254,1	20:30'33.728	15	27.933	32.185	30.610	35.689	2'06.417	257,8	20:36'27.139
17	32.262	32.257	31.030	35.611	2'11.160P	127,5	20:32'44.888								
18	27.473	31.800	30.628	35.288	2'05.189	256,5	20:34'50.077								
19	27.463	31.883	30.631	35.440	2'05.417	257,1	20:36'55.494								

20° 51 G. VAN STRAALLEN (2'05.076)

Lap	Seg.1	Seg.2	Seg.3	Seg.4	Lap Time	km/h	Local Time
							19:47'13.791
1	33.561	33.832	31.674	35.855	2'14.922P	147,1	19:49'28.713
2	27.848	32.378	30.883	35.443	2'06.552	258,4	19:51'35.265
3	27.659	32.990	30.736	36.445	2'07.830	260,2	19:53'43.095
4	27.599	32.357	30.666	1'48.814	3'19.436P	257,1	19:57'02.531
5	31.380	32.631	30.901	35.383	2'10.295P	146,5	19:59'12.826
6	27.530	32.166	30.368	35.354	2'05.418	259,0	20:01'18.244
7	27.530	32.392	31.378	35.625	2'06.925	258,4	20:03'25.169
8	27.357	32.052	30.696	35.367	2'05.472	257,8	20:05'30.641
9	27.462	32.566	30.786	9'30.622	11'01.436P	258,4	20:16'32.077
10	33.007	33.233	30.617	36.172	2'13.029P	161,2	20:18'45.106
11	27.368	32.046	30.498	35.621	2'05.533	260,2	20:20'50.639
12	27.467	32.105	30.330	35.174	2'05.076	258,4	20:22'55.715
13	27.824	32.582	35.210	3'26.864	5'02.480P	257,8	20:27'58.195
14	31.787	32.504	30.580	35.356	2'10.227P	150,0	20:30'08.422
15	30.743	32.430	30.441	35.584	2'09.198	260,2	20:32'17.620
16	27.393	36.351	31.086	35.182	2'10.012	259,6	20:34'27.632
17	27.321	32.029	30.356	35.444	2'05.150	260,2	20:36'32.782

23° 12 A. MURLEY (2'08.763)

Lap	Seg.1	Seg.2	Seg.3	Seg.4	Lap Time	km/h	Local Time
							19:45'12.706
1	36.197	35.545	32.579	37.175	2'21.496P	125,6	19:47'34.202
2	28.736	33.224	31.862	36.456	2'10.278	246,0	19:49'44.480
3	28.244	32.786	31.616	36.281	2'08.927	244,9	19:51'53.407
4	28.303	32.747	31.742	37.490	2'10.282	247,1	19:54'03.689
5	28.344	40.543	32.642	8'54.678	10'36.207P	250,6	20:04'39.896
6	35.221	35.293	32.504	36.854	2'19.872P	132,4	20:06'59.768
7	28.541	37.130	32.051	14'36.926	16'14.648P	246,0	20:23'14.416
8	34.893	37.637	34.975	3'45.620	5'33.125P	132,5	20:28'47.541
9	35.914	35.211	32.403	36.487	2'20.015P	128,4	20:31'07.556
10	28.359	46.473	32.979	36.460	2'24.271	253,5	20:33'31.827
11	28.255	32.581	31.644	36.283	2'08.763	248,3	20:35'40.590

21° 34 J. ITURRIOZ (2'05.175)

Lap	Seg.1	Seg.2	Seg.3	Seg.4	Lap Time	km/h	Local Time
							19:45'02.851
1	34.468	34.922	35.719	41.121	2'26.230P	132,8	19:47'29.081
2	27.823	32.092	30.909	35.700	2'06.524	253,5	19:49'35.605
3	29.129	34.687	31.916	36.204	2'11.936	256,5	19:51'47.541
4	28.218	32.437	30.869	35.697	2'07.221	255,3	19:53'54.762
5	28.213	39.388	30.894	35.264	2'13.759	254,1	19:56'08.521
6	27.712	31.870	30.803	35.638	2'06.023	258,4	19:58'14.544
7	27.682	32.088	30.880	35.611	2'06.261	254,7	20:00'20.805
8	32.288	35.096	31.128	36.086	2'14.598	254,7	20:02'35.403
9	29.060	33.141	31.405	5'15.694	6'49.300P	252,9	20:09'24.703
10	32.475	32.344	35.233	38.180	2'18.232P	132,2	20:11'42.935
11	27.753	31.948	30.946	40.976	2'11.623	253,5	20:13'54.558
12	28.475	31.936	30.557	35.224	2'06.192	248,8	20:16'00.750
13	27.461	32.021	30.513	35.180	2'05.175	260,2	20:18'05.925
14	27.548	32.571	31.255	35.796	2'07.170	260,2	20:20'13.095
15	27.879	35.304	31.797	38.380	2'13.360	255,3	20:22'26.455
16	27.382	33.679	31.397	5'03.834	6'36.292P	256,5	20:29'02.747
17	37.248	33.738	30.930	35.211	2'17.127P	137,6	20:31'19.874

22° 10 N. CALERO (2'05.217)

Lap	Seg.1	Seg.2	Seg.3	Seg.4	Lap Time	km/h	Local Time
							19:45'16.086
1	33.721	38.215	37.096	38.277	2'27.309P	139,0	19:47'43.395
2	28.441	33.504	31.080	35.682	2'08.707	262,1	19:49'52.102
3	27.781	32.386	30.659	35.362	2'06.188	259,6	19:51'58.290
4	28.912	32.584	30.613	35.319	2'07.428	267,3	19:54'05.718
5	27.617	32.271	30.570	35.220	2'05.678	264,1	19:56'11.396
6	32.114	35.369	33.519	13'22.395	15'03.397P	265,4	20:11'14.793
7	44.355	34.617	34.594	35.800	2'29.366P	80,8	20:13'44.159
8	27.818	32.822	30.943	35.707	2'07.290	257,8	20:15'51.449
9	32.930	36.749	30.730	35.300	2'15.709	257,1	20:18'07.158
10	27.687	47.732	38.026	5'18.063	7'11.508P	260,9	20:25'18.666

25/10/2018 P = Pits In/Out - C = Lap Time Cancelled

These data/results cannot be reproduced, stored and/or transmitted in whole or in part by any manner of electronic, mechanical, photocopying, recording, broadcasting or otherwise now known or herein after developed without the previous express consent by the copyright owner, except for reproduction in daily press and regular printed publications on sale to the public within 60 days of the event related to those data/results and always provided that copyright symbol appears together as follows below.

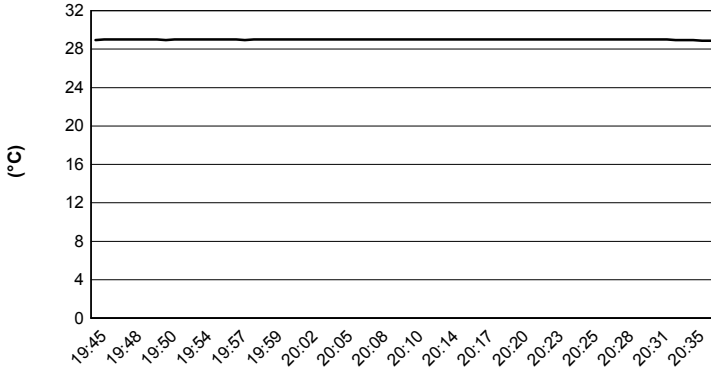
© DORNA WSBK ORGANIZATION Srl 2018



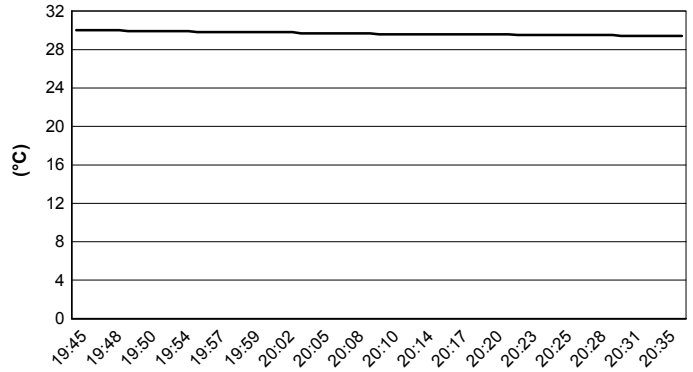
PIRELLI Qatar Round, 25 - 27 October 2018
World Supersport - Weather Report Free Practice 2nd Session
 Session started 19:45 - Session ended 20:37

Losail International Circuit 5.380 m

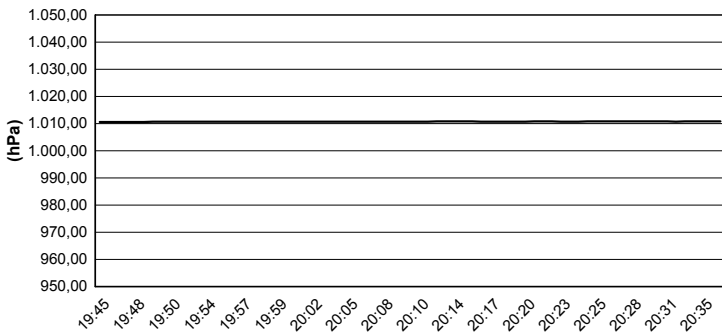
Air Temperature



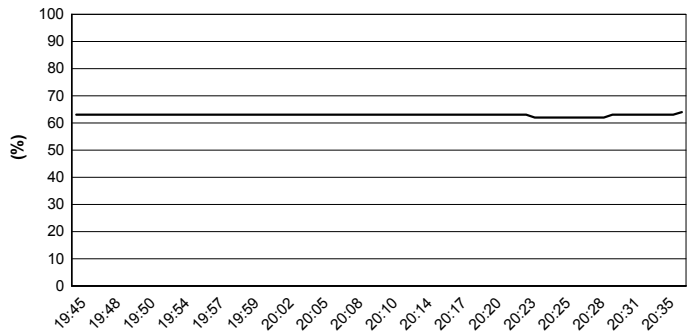
Track Temperature



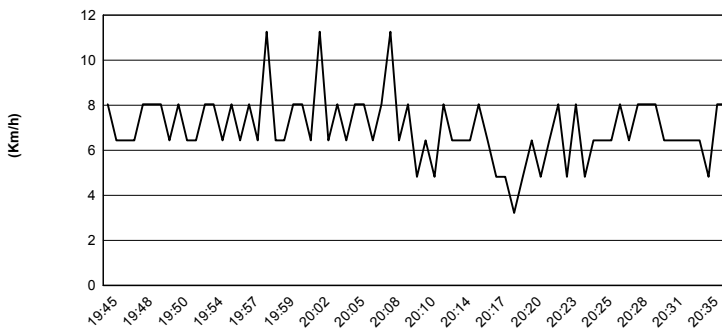
Air Pressure



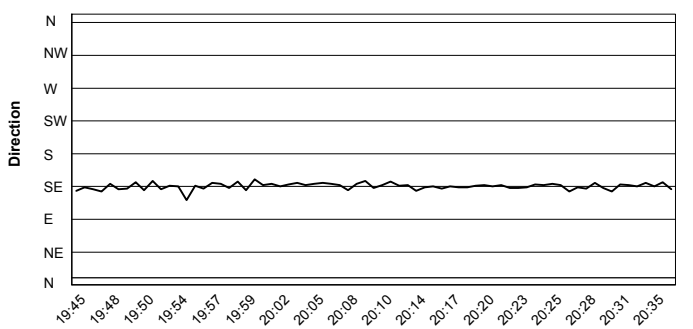
Humidity



Wind Speed



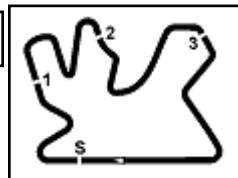
Wind Direction



25/10/2018

These data/results cannot be reproduced, stored and/or transmitted in whole or in part by any manner of electronic, mechanical, photocopying, recording, broadcasting or otherwise now known or herein after developed without the previous express consent by the copyright owner, except for reproduction in daily press and regular printed publications on sale to the public within 60 days of the event related to those data/results and always provided that copyright symbol appears together as follows below.

© DORNA WSBK ORGANIZATION Srl 2018



PIRELLI Qatar Round, 25 - 27 October 2018

World Supersport - Superpoles Entry List

Superpole 1

FPs Pos	No. Rider	Nat	Team	Bike	Time
11	78 H. OKUBO	JPN	Kawasaki Puccetti Racing	Kawasaki ZX-6R	2'02.369
12	36 T. GRADINGER	AUT	NRT	Yamaha YZF R6	2'02.573
13	86 A. BADOVINI	ITA	MV Agusta Reparto Corse by Vamag	MV Agusta F3 675	2'03.194
14	38 H. SOOMER	EST	Racedays	Honda CBR600RR	2'03.333
15	56 P. SEBESTYEN	HUN	CIA Landlord Insurance Honda	Honda CBR600RR	2'03.365
16	74 J. VAN SIKKELERUS	NED	GEMAR Team Lorini	Honda CBR600RR	2'03.899
17	84 L. CRESSON	BEL	Kallio Racing	Yamaha YZF R6	2'04.679
18	49 S. HORNSEY	GBR	Profile Racing	Triumph Daytona 675	2'04.800
19	88 C. STANGE	GER	Team GoEleven Kawasaki	Kawasaki ZX-6R	2'04.906
20	51 G. VAN STRAALEN	NED	EAB antwest Racing	Kawasaki ZX-6R	2'05.076
21	34 J. ITURRIOZ	ARG	Team GoEleven Kawasaki	Kawasaki ZX-6R	2'05.175
22	10 N. CALERO	ESP	Orelac Racing VerdNatura	Kawasaki ZX-6R	2'05.217
23	12 A. MURLEY	GBR	GEMAR Team Lorini	Honda CBR600RR	2'08.763

Superpole 2

FPs Pos	No. Rider	Nat	Team	Bike	Time
1	144 L. MAHIAS	FRA	GRT Yamaha Official WorldSSP Team	Yamaha YZF R6	2'00.876
2	11 S. CORTESE	GER	Kallio Racing	Yamaha YZF R6	2'00.989
3	21 R. KRUMMENACHER	SUI	BARDAHL Evan Bros. WorldSSP Team	Yamaha YZF R6	2'01.394
4	16 J. CLUZEL	FRA	NRT	Yamaha YZF R6	2'01.599
5	6 C. PEROLARI	FRA	GMT94 Yamaha	Yamaha YZF R6	2'01.723
6	3 R. DE ROSA	ITA	MV Agusta Reparto Corse by Vamag	MV Agusta F3 675	2'01.806
7	64 F. CARICASULO	ITA	GRT Yamaha Official WorldSSP Team	Yamaha YZF R6	2'01.825
8	98 H. BARBERA	ESP	Kawasaki Puccetti Racing	Kawasaki ZX-6R	2'01.882
9	111 K. SMITH	GBR	CIA Landlord Insurance Honda	Honda CBR600RR	2'02.052
10	81 L. STAPLEFORD	GBR	Profile Racing	Yamaha YZF R6	2'02.174
*					
*					

* These positions are assigned to the 1st and 2nd rider classified in Superpole 1

25/10/2018 11

These data/results cannot be reproduced, stored and/or transmitted in whole or in part by any manner of electronic, mechanical, photocopying, recording, broadcasting or otherwise now known or herein after developed without the previous express consent by the copyright owner, except for reproduction in daily press and regular printed publications on sale to the public within 60 days of the event related to those data/results and always provided that copyright symbol appears together as follows below.

© DORNA WSBK ORGANIZATION Srl 2018

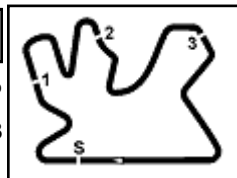
PIRELLI PERUGIA TIMING



Official Tyre Supplier



Official Timekeeper



PIRELLI Qatar Round, 25 - 27 October 2018

World Supersport - Best Laps & Speeds

Losail International Circuit 5.380 m

No.	Rider Bike	Nat	Best Lap		FP1		FP2							
			LL	SPD	LL	SPD	LL	SPD						
1	144 L. MAHIAS Yamaha YZF R6	FRA	2'00.876 34 270,6		2'01.810 15 270,0		2'00.876 19 270,6							
2	11 S. CORTESE Yamaha YZF R6	GER	2'00.989 34 272,7		2'01.859 18 270,0		2'00.989 16 272,7							
3	21 R. KRUMMENACHER Yamaha YZF R6	SUI	2'01.394 35 274,8		2'02.414 18 267,3		2'01.394 17 274,8							
4	16 J. CLUZEL Yamaha YZF R6	FRA	2'01.599 25 274,8		2'02.682 10 268,6		2'01.599 15 274,8							
5	6 C. PEROLARI Yamaha YZF R6	FRA	2'01.723 35 271,3		2'04.563 19 263,4		2'01.723 16 271,3							
6	3 R. DE ROSA MV Agusta F3 675	ITA	2'01.806 36 267,3		2'03.335 18 262,7		2'01.806 18 267,3							
7	64 F. CARICASULO Yamaha YZF R6	ITA	2'01.825 35 270,0		2'02.517 16 270,0		2'01.825 19 270,0							
8	98 H. BARBERA Kawasaki ZX-6R	ESP	2'01.882 27 270,0		2'03.321 10 264,0		2'01.882 17 270,0							
9	111 K. SMITH Honda CBR600RR	GBR	2'02.052 33 262,1		2'02.761 17 260,8		2'02.052 16 262,1							
10	81 L. STAPLEFORD Yamaha YZF R6	GBR	2'02.174 29 267,9		2'03.051 13 267,9		2'02.174 16 267,3							
11	78 H. OKUBO Kawasaki ZX-6R	JPN	2'02.369 30 270,6		2'03.115 17 267,3		2'02.369 13 270,6							
12	36 T. GRADINGER Yamaha YZF R6	AUT	2'02.573 37 274,1		2'03.744 20 268,6		2'02.573 17 274,1							
13	86 A. BADOVINI MV Agusta F3 675	ITA	2'03.194 32 264,7		2'04.297 15 258,3		2'03.194 17 264,7							
14	38 H. SOOMER Honda CBR600RR	EST	2'03.333 35 264,7		2'04.786 17 264,7		2'03.333 18 263,4							
15	56 P. SEBESTYEN Honda CBR600RR	HUN	2'03.365 37 267,3		2'05.300 19 261,5		2'03.365 18 267,3							
16	74 J. VAN SIKKELERUS Honda CBR600RR	NED	2'03.899 33 264,7		2'06.341 17 259,6		2'03.899 16 264,7							
17	84 L. CRESSON Yamaha YZF R6	BEL	2'04.679 35 273,4		2'05.147 17 273,4		2'04.679 18 273,4							
18	49 S. HORNSEY Triumph Daytona 675	GBR	2'04.800 25 253,5		2'05.733 13 252,3		2'04.800 12 253,5							
19	88 C. STANGE Kawasaki ZX-6R	GER	2'04.906 39 263,4		2'05.734 20 263,4		2'04.906 19 262,1							
20	51 G. VAN STRAALLEN Kawasaki ZX-6R	NED	2'05.076 34 261,5		2'06.132 17 261,5		2'05.076 17 260,2							
21	34 J. ITURRIOZ Kawasaki ZX-6R	ARG	2'05.175 37 266,6		2'06.444 20 257,1		2'05.175 17 266,6							
22	10 N. CALERO Kawasaki ZX-6R	ESP	2'05.217 30 267,3		2'06.478 15 264,0		2'05.217 15 267,3							
23	12 A. MURLEY Honda CBR600RR	GBR	2'08.763 29 253,5		2'08.814 18 251,1		2'08.763 11 253,5							

25/10/2018

These data/results cannot be reproduced, stored and/or transmitted in whole or in part by any manner of electronic, mechanical, photocopying, recording, broadcasting or otherwise now known or herein after developed without the previous express consent by the copyright owner, except for reproduction in daily press and regular printed publications on sale to the public within 60 days of the event related to those data/results and always provided that copyright symbol appears together as follows below.

© DORNA WSBK ORGANIZATION Srl 2018

PIRELLI PERUGIA TIMING



Official Tyre Supplier



Official Timekeeper