



PIRELLI Qatar Round, 25 - 27 October 2018
World Supersport - Results Free Practice 3rd Session

Losail International Circuit 5.380 m

1 / 2

No.	Rider	Nat	Team	Bike	Time	Gap	Rel.	Laps	Speed	
									Avg	Max
1	11 S. CORTESE	GER	Kallio Racing	Yamaha YZF R6	2'01.266			9	159,715	270,0
2	21 R. KRUMMENACHER	SUI	BARDAHL Evan Bros. WorldSSP Team	Yamaha YZF R6	2'01.870	0.604	0.604	9	158,923	270,7
3	16 J. CLUZEL	FRA	NRT	Yamaha YZF R6	2'02.023	0.757	0.153	9	158,724	270,7
4	64 F. CARICASULO	ITA	GRT Yamaha Official WorldSSP Team	Yamaha YZF R6	2'02.104	0.838	0.081	8	158,619	271,4
5	144 L. MAHIAS	FRA	GRT Yamaha Official WorldSSP Team	Yamaha YZF R6	2'02.196	0.930	0.092	7	158,499	268,0
6	81 L. STAPLEFORD	GBR	Profile Racing	Yamaha YZF R6	2'02.196	0.930	0.000	9	158,499	270,7
7	36 T. GRADINGER	AUT	NRT	Yamaha YZF R6	2'02.429	1.163	0.233	10	158,198	273,4
8	98 H. BARBERA	ESP	Kawasaki Puccetti Racing	Kawasaki ZX-6R	2'02.472	1.206	0.043	8	158,142	266,0
9	3 R. DE ROSA	ITA	MV Agusta Reparto Corse by Vamag	MV Agusta F3 675	2'02.712	1.446	0.240	10	157,833	265,4
10	111 K. SMITH	GBR	CIA Landlord Insurance Honda	Honda CBR600RR	2'02.876	1.610	0.164	10	157,622	263,4
11	6 C. PEROLARI	FRA	GMT94 Yamaha	Yamaha YZF R6	2'03.164	1.898	0.288	9	157,254	269,3
12	38 H. SOOMER	EST	Racedays	Honda CBR600RR	2'03.319	2.053	0.155	10	157,056	269,3
13	78 H. OKUBO	JPN	Kawasaki Puccetti Racing	Kawasaki ZX-6R	2'03.401	2.135	0.082	8	156,952	270,0
14	86 A. BADOVINI	ITA	MV Agusta Reparto Corse by Vamag	MV Agusta F3 675	2'03.425	2.159	0.024	8	156,921	259,0
15	56 P. SEBESTYEN	HUN	CIA Landlord Insurance Honda	Honda CBR600RR	2'03.625	2.359	0.200	10	156,667	266,7
16	84 L. CRESSON	BEL	Kallio Racing	Yamaha YZF R6	2'04.143	2.877	0.518	10	156,014	272,0
17	49 S. HORNSEY	GBR	Profile Racing	Triumph Daytona 675	2'04.244	2.978	0.101	8	155,887	259,6
18	51 G. VAN STRAALEN	NED	EAB antwest Racing	Kawasaki ZX-6R	2'04.443	3.177	0.199	9	155,638	266,0
19	88 C. STANGE	GER	Team GoEleven Kawasaki	Kawasaki ZX-6R	2'04.788	3.522	0.345	10	155,207	264,1
20	74 J. VAN SIKKELERUS	NED	GEMAR Team Lorini	Honda CBR600RR	2'05.106	3.840	0.318	8	154,813	263,4
21	10 N. CALERO	ESP	Orelac Racing VerdNatura	Kawasaki ZX-6R	2'06.172	4.906	1.066	7	153,505	260,2
22	34 J. ITURRIOZ	ARG	Team GoEleven Kawasaki	Kawasaki ZX-6R	2'06.545	5.279	0.373	5	153,052	264,1
23	12 A. MURLEY	GBR	GEMAR Team Lorini	Honda CBR600RR	2'06.951	5.685	0.406	8	152,563	260,2

AIR	Humidity:	55%	Temp:	31°C
TRACK	Condition:	Dry	Temp:	38°C

Records	Pole (SP2)	2017	L.Mahias	2'00.738	160,410	Km/h
	Race (RC)	2017	K.Sofuoglu	2'01.832	158,970	Km/h
	Circuit (SP2)	2017	L.Mahias	2'00.738	160,410	Km/h

Start End The results are provisional until the end of the time limit for protests and appeals
26/10/2018 15:00 15:22 and the completion of the technical checks.

These data/results cannot be reproduced, stored and/or transmitted in whole or in part by any manner of electronic, mechanical, photocopying, recording, broadcasting or otherwise now known or herein after developed without the previous express consent by the copyright owner, except for reproduction in daily press and regular printed publications on sale to the public within 60 days of the event related to those data/results and always provided that copyright symbol appears together as follows below.

© DORNA WSBK ORGANIZATION Srl 2018





PIRELLI Qatar Round, 25 - 27 October 2018

World Supersport - Results Free Practice 3rd Session

Session Highlights

Local Time	No. Rider	Description
15.00.00		Start
15.00.02		WorldSSP Pit Intervention Time: 1min 11secs
15.06.55	74 J. VAN SIKKELERUS	On Asphalt - Re-Joined - Turn 1
15.09.44	144 L. MAHIAS	Lap Cancelled (2'02.055) - Exceeded Track Limits - Turn 15
15.10.12	64 F. CARICASULO	Crashed - Re-Joined - Turn 6
15.11.01	10 N. CALERO	Technical Problem - Re-Joined - Turn 10
15.19.11	81 L. STAPLEFORD	On Asphalt - Re-Joined - Turn 1
15.22.13	111 K. SMITH	Technical Problem - Turn 6
15.22.20		End Of Session

Fastest Laps Sequence

No.	Rider	Nat	Team	Bike	Local Time	Time	Gap	Avg
111	K. SMITH	GBR	CIA Landlord Insurance Honda	Honda CBR600RR	15:04'15.968	2'03.699		156,574
6	C. PEROLARI	FRA	GMT94 Yamaha	Yamaha YZF R6	15:04'18.177	2'03.432	-0.267	156,912
21	R. KRUMMENACHER	SUI	BARDAHL Evan Bros. WorldSSP Team	Yamaha YZF R6	15:04'18.725	2'02.580	-0.852	158,003
16	J. CLUZEL	FRA	NRT	Yamaha YZF R6	15:04'48.023	2'02.535	-0.045	158,061
64	F. CARICASULO	ITA	GRT Yamaha Official WorldSSP Team	Yamaha YZF R6	15:05'02.109	2'02.368	-0.167	158,277
144	L. MAHIAS	FRA	GRT Yamaha Official WorldSSP Team	Yamaha YZF R6	15:05'30.677	2'02.196	-0.172	158,499
11	S. CORTESE	GER	Kallio Racing	Yamaha YZF R6	15:07'01.105	2'01.798	-0.398	159,017
11	S. CORTESE	GER	Kallio Racing	Yamaha YZF R6	15:17'45.465	2'01.343	-0.455	159,614
11	S. CORTESE	GER	Kallio Racing	Yamaha YZF R6	15:19'46.731	2'01.266	-0.077	159,715

Start 15:00 End 15:22 The results are provisional until the end of the time limit for protests and appeals and the completion of the technical checks.

These data/results cannot be reproduced, stored and/or transmitted in whole or in part by any manner of electronic, mechanical, photocopying, recording, broadcasting or otherwise now known or herein after developed without the previous express consent by the copyright owner, except for reproduction in daily press and regular printed publications on sale to the public within 60 days of the event related to those data/results and always provided that copyright symbol appears together as follows below.

© DORNA WSBK ORGANIZATION Srl 2018

PIRELLI Qatar Round, 25 - 27 October 2018

World Supersport - Best Sectors & Speed Free Practice 3rd Session

Losail International Circuit 5.380 m

BEST LAP			
1	11 S. CORTESE	Yamaha YZF R6	2'01.266
2	21 R. KRUMMENACHER	Yamaha YZF R6	2'01.870
3	16 J. CLUZEL	Yamaha YZF R6	2'02.023
4	64 F. CARICASULO	Yamaha YZF R6	2'02.104
5	81 L. STAPLEFORD	Yamaha YZF R6	2'02.196
6	144 L. MAHIAS	Yamaha YZF R6	2'02.196
7	36 T. GRADINGER	Yamaha YZF R6	2'02.429
8	98 H. BARBERA	Kawasaki ZX-6R	2'02.472
9	3 R. DE ROSA	MV Agusta F3 675	2'02.712
10	111 K. SMITH	Honda CBR600RR	2'02.876
11	6 C. PEROLARI	Yamaha YZF R6	2'03.164
12	38 H. SOOMER	Honda CBR600RR	2'03.319
13	78 H. OKUBO	Kawasaki ZX-6R	2'03.401
14	86 A. BADOVINI	MV Agusta F3 675	2'03.425
15	56 P. SEBESTYEN	Honda CBR600RR	2'03.625
16	84 L. CRESSON	Yamaha YZF R6	2'04.143
17	49 S. HORNSEY	Triumph Daytona 675	2'04.244
18	51 G. VAN STRAALEN	Kawasaki ZX-6R	2'04.443
19	88 C. STANGE	Kawasaki ZX-6R	2'04.788
20	74 J. VAN SIKKELERUS	Honda CBR600RR	2'05.106
21	10 N. CALERO	Kawasaki ZX-6R	2'06.172
22	34 J. ITURRIOZ	Kawasaki ZX-6R	2'06.545
23	12 A. MURLEY	Honda CBR600RR	2'06.951

SPEED			
1	36 T. GRADINGER	Yamaha YZF R6	273,4
2	84 L. CRESSON	Yamaha YZF R6	272,0
3	64 F. CARICASULO	Yamaha YZF R6	271,4
4	81 L. STAPLEFORD	Yamaha YZF R6	270,7
5	21 R. KRUMMENACHER	Yamaha YZF R6	270,7
6	16 J. CLUZEL	Yamaha YZF R6	270,7
7	78 H. OKUBO	Kawasaki ZX-6R	270,0
8	11 S. CORTESE	Yamaha YZF R6	270,0
9	6 C. PEROLARI	Yamaha YZF R6	269,3
10	38 H. SOOMER	Honda CBR600RR	269,3
11	144 L. MAHIAS	Yamaha YZF R6	268,0
12	56 P. SEBESTYEN	Honda CBR600RR	266,7
13	51 G. VAN STRAALEN	Kawasaki ZX-6R	266,0
14	98 H. BARBERA	Kawasaki ZX-6R	266,0
15	3 R. DE ROSA	MV Agusta F3 675	265,4
16	34 J. ITURRIOZ	Kawasaki ZX-6R	264,1
17	88 C. STANGE	Kawasaki ZX-6R	264,1
18	74 J. VAN SIKKELERUS	Honda CBR600RR	263,4
19	111 K. SMITH	Honda CBR600RR	263,4
20	10 N. CALERO	Kawasaki ZX-6R	260,2
21	12 A. MURLEY	Honda CBR600RR	260,2
22	49 S. HORNSEY	Triumph Daytona 675	259,6
23	86 A. BADOVINI	MV Agusta F3 675	259,0

SEG. 1			SEG. 2			SEG. 3			SEG. 4		
1	11 S. CORTESE	26.527	1	11 S. CORTESE	30.847	1	11 S. CORTESE	29.611	1	11 S. CORTESE	34.114
2	16 J. CLUZEL	26.595	2	81 L. STAPLEFORD	31.078	2	144 L. MAHIAS	29.614	2	21 R. KRUMMENACHER	34.206
3	64 F. CARICASULO	26.607	3	64 F. CARICASULO	31.109	3	81 L. STAPLEFORD	29.756	3	16 J. CLUZEL	34.211
4	36 T. GRADINGER	26.672	4	144 L. MAHIAS	31.113	4	21 R. KRUMMENACHER	29.762	4	144 L. MAHIAS	34.248
5	21 R. KRUMMENACHER	26.681	5	16 J. CLUZEL	31.123	5	64 F. CARICASULO	29.778	5	64 F. CARICASULO	34.266
6	81 L. STAPLEFORD	26.712	6	21 R. KRUMMENACHER	31.167	6	98 H. BARBERA	29.795	6	36 T. GRADINGER	34.319
7	3 R. DE ROSA	26.743	7	98 H. BARBERA	31.248	7	111 K. SMITH	29.866	7	81 L. STAPLEFORD	34.325
8	144 L. MAHIAS	26.782	8	38 H. SOOMER	31.253	8	16 J. CLUZEL	29.904	8	111 K. SMITH	34.483
9	111 K. SMITH	26.806	9	3 R. DE ROSA	31.255	9	36 T. GRADINGER	29.905	9	3 R. DE ROSA	34.520
10	98 H. BARBERA	26.826	10	36 T. GRADINGER	31.406	10	86 A. BADOVINI	29.964	10	98 H. BARBERA	34.556
11	6 C. PEROLARI	26.868	11	86 A. BADOVINI	31.429	11	3 R. DE ROSA	29.984	11	6 C. PEROLARI	34.604
12	38 H. SOOMER	26.975	12	111 K. SMITH	31.442	12	6 C. PEROLARI	29.989	12	78 H. OKUBO	34.618
13	78 H. OKUBO	27.049	13	6 C. PEROLARI	31.512	13	78 H. OKUBO	30.038	13	84 L. CRESSON	34.701
14	86 A. BADOVINI	27.049	14	49 S. HORNSEY	31.528	14	56 P. SEBESTYEN	30.073	14	38 H. SOOMER	34.710
15	56 P. SEBESTYEN	27.069	15	78 H. OKUBO	31.566	15	38 H. SOOMER	30.125	15	49 S. HORNSEY	34.799
16	51 G. VAN STRAALEN	27.084	16	56 P. SEBESTYEN	31.680	16	84 L. CRESSON	30.185	16	56 P. SEBESTYEN	34.803
17	49 S. HORNSEY	27.191	17	88 C. STANGE	31.747	17	49 S. HORNSEY	30.282	17	86 A. BADOVINI	34.892
18	84 L. CRESSON	27.196	18	51 G. VAN STRAALEN	31.772	18	51 G. VAN STRAALEN	30.329	18	74 J. VAN SIKKELERUS	35.031
19	88 C. STANGE	27.336	19	74 J. VAN SIKKELERUS	31.847	19	10 N. CALERO	30.403	19	51 G. VAN STRAALEN	35.095
20	74 J. VAN SIKKELERUS	27.383	20	84 L. CRESSON	31.922	20	88 C. STANGE	30.436	20	88 C. STANGE	35.194
21	12 A. MURLEY	27.714	21	10 N. CALERO	32.193	21	34 J. ITURRIOZ	30.529	21	34 J. ITURRIOZ	35.451
22	10 N. CALERO	27.728	22	34 J. ITURRIOZ	32.197	22	74 J. VAN SIKKELERUS	30.552	22	10 N. CALERO	35.459
23	34 J. ITURRIOZ	28.114	23	12 A. MURLEY	32.281	23	12 A. MURLEY	30.906	23	12 A. MURLEY	35.576

26/10/2018

These data/results cannot be reproduced, stored and/or transmitted in whole or in part by any manner of electronic, mechanical, photocopying, recording, broadcasting or otherwise now known or herein after developed without the previous express consent by the copyright owner, except for reproduction in daily press and regular printed publications on sale to the public within 60 days of the event related to those data/results and always provided that copyright symbol appears together as follows below.

© DORNA WSBK ORGANIZATION Srl 2018

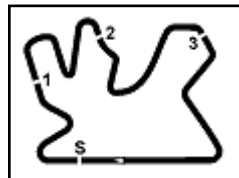
FICR PERUGIA TIMING



Official Tyre Supplier



Official Timekeeper



PIRELLI Qatar Round, 25 - 27 October 2018

World Supersport - Ideal Times Free Practice 3rd Session

Losail International Circuit 5.380 m

No.	Rider	Nat	Bike	Seg. 1	Seg. 2	Seg. 3	Seg. 4	Ideal Time			
				Diff. 1	Diff. 2	Diff. 3	Diff. 4	Best Lap	Pos.	Diff.	
1	11 S. CORTESE	GER	Yamaha YZF R6	26.527 0.062	30.847 0.043	29.611 0.033	34.114 0.029	2'01.099	2'01.266	1	0.167
2	144 L. MAHIAS	FRA	Yamaha YZF R6	26.782 0.242	31.113	29.614 0.052	34.248 0.145	2'01.757	2'02.196	5	0.439
3	64 F. CARICASULO	ITA	Yamaha YZF R6	26.607 0.155	31.109	29.778 0.189	34.266	2'01.760	2'02.104	4	0.344
4	21 R. KRUMMENACHER	SUI	Yamaha YZF R6	26.681 0.046	31.167	29.762 0.008	34.206	2'01.816	2'01.870	2	0.054
5	16 J. CLUZEL	FRA	Yamaha YZF R6	26.595 0.064	31.123	29.904 0.040	34.211 0.086	2'01.833	2'02.023	3	0.190
6	81 L. STAPLEFORD	GBR	Yamaha YZF R6	26.712 0.062	31.078	29.756 0.024	34.325 0.239	2'01.871	2'02.196	6	0.325
7	36 T. GRADINGER	AUT	Yamaha YZF R6	26.672 0.005	31.406 0.006	29.905	34.319 0.116	2'02.302	2'02.429	7	0.127
8	98 H. BARBERA	ESP	Kawasaki ZX-6R	26.826 0.042	31.248	29.795	34.556 0.005	2'02.425	2'02.472	8	0.047
9	3 R. DE ROSA	ITA	MV Agusta F3 675	26.743 0.176	31.255	29.984 0.034	34.520	2'02.502	2'02.712	9	0.210
10	111 K. SMITH	GBR	Honda CBR600RR	26.806 0.179	31.442 0.052	29.866	34.483 0.048	2'02.597	2'02.876	10	0.279
11	6 C. PEROLARI	FRA	Yamaha YZF R6	26.868 0.083	31.512 0.041	29.989 0.048	34.604 0.019	2'02.973	2'03.164	11	0.191
12	38 H. SOOMER	EST	Honda CBR600RR	26.975 0.126	31.253 0.037	30.125 0.040	34.710 0.053	2'03.063	2'03.319	12	0.256
13	78 H. OKUBO	JPN	Kawasaki ZX-6R	27.049	31.566 0.002	30.038	34.618 0.128	2'03.271	2'03.401	13	0.130
14	86 A. BADOVINI	ITA	MV Agusta F3 675	27.049	31.429 0.091	29.964	34.892	2'03.334	2'03.425	14	0.091
15	56 P. SEBESTYEN	HUN	Honda CBR600RR	27.069	31.680	30.073	34.803	2'03.625		15	
16	49 S. HORNSEY	GBR	Triumph Daytona 675	27.191 0.203	31.528	30.282 0.241	34.799	2'03.800	2'04.244	17	0.444
17	84 L. CRESSON	BEL	Yamaha YZF R6	27.196	31.922 0.015	30.185	34.701 0.124	2'04.004	2'04.143	16	0.139
18	51 G. VAN STRAALEN	NED	Kawasaki ZX-6R	27.084 0.127	31.772 0.017	30.329	35.095 0.019	2'04.280	2'04.443	18	0.163
19	88 C. STANGE	GER	Kawasaki ZX-6R	27.336 0.057	31.747	30.436	35.194 0.018	2'04.713	2'04.788	19	0.075
20	74 J. VAN SIKKELERUS	NED	Honda CBR600RR	27.383	31.847	30.552 0.165	35.031 0.128	2'04.813	2'05.106	20	0.293
21	10 N. CALERO	ESP	Kawasaki ZX-6R	27.728	32.193 0.010	30.403 0.379	35.459	2'05.783	2'06.172	21	0.389
22	34 J. ITURRIOZ	ARG	Kawasaki ZX-6R	28.114	32.197	30.529 0.210	35.451 0.044	2'06.291	2'06.545	22	0.254
23	12 A. MURLEY	GBR	Honda CBR600RR	27.714 0.251	32.281 0.223	30.906	35.576	2'06.477	2'06.951	23	0.474
Overall Ideal Time				26.527	30.847	29.611	34.114	2'01.099			

26/10/2018

These data/results cannot be reproduced, stored and/or transmitted in whole or in part by any manner of electronic, mechanical, photocopying, recording, broadcasting or otherwise now known or herein after developed without the previous express consent by the copyright owner, except for reproduction in daily press and regular printed publications on sale to the public within 60 days of the event related to those data/results and always provided that copyright symbol appears together as follows below.

© DORNA WSBK ORGANIZATION Srl 2018

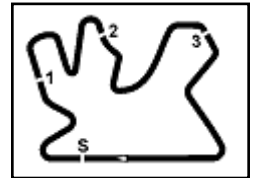
FICR PERUGIA TIMING



Official Tyre Supplier



Official Timekeeper


PIRELLI Qatar Round, 25 - 27 October 2018
World Supersport - Chronological Analysis Free Practice 3rd Session

Losail International Circuit 5.380 m

1 / 3

1° 11 S. CORTESE (2'01.266)								6° 81 L. STAPLEFORD (2'02.196)							
Lap	Seg.1	Seg.2	Seg.3	Seg.4	Lap Time	km/h	Local Time	Lap	Seg.1	Seg.2	Seg.3	Seg.4	Lap Time	km/h	Local Time
								15:00'42.258							
1	33.552	33.138	31.255	36.351	2'14.296P	162,7	15:02'56.554	1	32.591	32.441	30.626	35.179	2'10.837P	143,0	15:02'20.744
2	27.136	31.287	29.868	34.462	2'02.753	267,3	15:04'59.307	2	26.902	31.635	30.330	34.751	2'03.618	268,0	15:04'24.362
3	26.749	31.077	29.780	34.192	2'01.798	269,3	15:07'01.105	3	26.712	31.604	30.035	34.325	2'02.676	270,7	15:06'27.038
4	26.702	31.033	29.775	34.446	2'01.956	268,7	15:09'03.061	4	26.725	32.068	30.213	34.927	2'03.933	270,7	15:08'30.971
5	27.478	31.753	30.421	3'04.087	4'33.739P	269,3	15:13'36.800	5	26.832	31.122	29.893	34.471	2'02.318	270,0	15:10'33.289
6	30.873	31.786	30.277	34.386	2'07.322P	164,1	15:15'44.122	6	26.856	31.087	29.945	34.503	2'02.391	262,8	15:12'35.680
7	26.771	30.847	29.611	34.114	2'01.343	268,7	15:17'45.465	7	26.965	31.119	29.756	34.492	2'02.332	262,1	15:14'38.012
8	26.589	30.890	29.644	34.143	2'01.266	270,0	15:19'46.731	8	26.933	36.048	31.732	35.127	2'09.840	263,4	15:16'47.852
9	26.527	31.045	29.613	35.182	2'02.367	270,0	15:21'49.098	9	26.774	31.078	29.780	34.564	2'02.196	264,1	15:18'50.048

2° 21 R. KRUMMENACHER (2'01.870)								7° 36 T. GRADINGER (2'02.429)							
Lap	Seg.1	Seg.2	Seg.3	Seg.4	Lap Time	km/h	Local Time	Lap	Seg.1	Seg.2	Seg.3	Seg.4	Lap Time	km/h	Local Time
								15:00'01.994							
1	34.588	33.444	31.120	34.999	2'14.151P	141,5	15:02'16.145	1	31.594	32.165	31.019	34.842	2'09.620P	157,4	15:02'47.834
2	26.810	31.357	29.929	34.484	2'02.580	267,3	15:04'18.725	2	26.939	31.612	30.169	34.551	2'03.271	269,3	15:04'51.105
3	26.681	31.507	29.932	34.623	2'02.743	269,3	15:06'21.468	3	26.672	31.493	30.029	34.487	2'02.681	270,0	15:06'53.786
4	26.809	31.362	29.808	34.454	2'02.433	270,7	15:08'23.901	4	26.677	31.412	29.905	34.435	2'02.429	269,3	15:08'56.215
5	26.702	31.206	29.795	34.436	2'02.139	266,7	15:10'26.040	5	26.676	31.406	30.152	34.720	2'02.954	270,7	15:10'59.169
6	30.197	32.623	31.031	3'40.207	5'14.058P	268,0	15:15'40.098	6	26.927	31.429	37.271	35.774	2'11.401	273,4	15:13'10.570
7	35.276	31.573	30.067	34.422	2'11.338P	126,2	15:17'51.436	7	26.816	31.994	30.448	34.469	2'03.727	268,7	15:15'14.297
8	26.790	31.269	29.762	34.234	2'02.055	267,3	15:19'53.491	8	26.803	31.491	29.942	34.319	2'02.555	268,0	15:17'16.852
9	26.727	31.167	29.770	34.206	2'01.870	267,3	15:21'55.361	9	26.691	31.551	30.034	34.571	2'02.847	269,3	15:19'19.699
								15:21'23.242							
								15:21'23.242							

3° 16 J. CLUZEL (2'02.023)								8° 98 H. BARBERA (2'02.472)							
Lap	Seg.1	Seg.2	Seg.3	Seg.4	Lap Time	km/h	Local Time	Lap	Seg.1	Seg.2	Seg.3	Seg.4	Lap Time	km/h	Local Time
								15:00'37.648							
1	31.234	31.822	30.252	34.532	2'07.840P	155,8	15:02'45.488								
2	26.769	31.642	29.906	34.218	2'02.535	268,0	15:04'48.023	1	40.130	31.981	30.116	34.705	2'16.932P	83,2	15:02'46.119
3	26.595	31.440	29.908	34.425	2'02.368	270,0	15:06'50.391	2	26.847	31.342	29.853	34.706	2'02.748	266,0	15:04'48.867
4	26.699	31.414	30.480	1'59.173	3'27.766P	270,0	15:10'18.157	3	26.868	31.248	29.795	34.561	2'02.472	266,0	15:06'51.339
5	30.778	32.442	30.811	34.425	2'08.456P	157,9	15:12'26.613	4	26.826	31.433	29.997	34.748	2'03.004	264,7	15:08'54.343
6	26.659	31.123	29.944	34.297	2'02.023	269,3	15:14'28.636	5	26.936	32.028	30.472	3'48.217	5'17.653P	264,7	15:14'11.996
7	26.645	31.194	29.981	34.576	2'02.396	269,3	15:16'31.032	6	38.124	34.160	30.581	36.608	2'19.473P	107,1	15:16'31.469
8	26.668	35.951	30.790	34.976	2'08.385	269,3	15:18'39.417	7	27.181	31.595	30.023	39.705	2'08.504	265,4	15:18'39.973
9	26.718	31.264	29.904	34.211	2'02.097	270,7	15:20'41.514	8	26.892	31.435	29.855	34.556	2'02.738	266,0	15:20'42.711

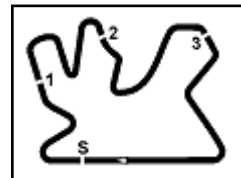
4° 64 F. CARICASULO (2'02.104)								9° 3 R. DE ROSA (2'02.712)							
Lap	Seg.1	Seg.2	Seg.3	Seg.4	Lap Time	km/h	Local Time	Lap	Seg.1	Seg.2	Seg.3	Seg.4	Lap Time	km/h	Local Time
								15:00'43.504							
1	32.187	32.104	30.492	41.454	2'16.237P	160,5	15:02'59.741	1	34.512	33.052	31.221	36.055	2'14.840P	144,8	15:02'56.700
2	26.774	31.187	29.778	34.629	2'02.368	268,0	15:05'02.109	2	27.390	31.672	30.137	35.230	2'04.429	265,4	15:05'01.129
3	27.499	31.681	30.055	34.569	2'03.804	271,4	15:07'05.913	3	26.900	31.366	30.282	34.875	2'03.423	262,1	15:07'04.552
4	26.762	31.109	29.967	34.266	2'02.104	269,3	15:09'08.017	4	27.046	31.414	30.206	34.847	2'03.513	260,9	15:09'08.065
5	26.607	44.821	30.712	4'45.751	6'27.891P	271,4	15:15'35.908	5	26.937	31.476	29.998	34.817	2'03.228	260,2	15:11'11.293
6	36.171	31.441	30.183	34.479	2'12.274P	112,4	15:17'48.182	6	26.928	39.101	36.978	37.884	2'20.891	260,9	15:13'32.184
7	26.750	31.293	29.896	34.516	2'02.455	268,0	15:19'50.637	7	26.880	31.302	29.984	34.727	2'02.893	259,0	15:15'35.077
8	26.730	31.248	29.851	34.509	2'02.338	268,0	15:21'52.975	8	26.919	31.255	30.018	34.520	2'02.712	259,6	15:17'37.789
								15:21'44.767							
								15:21'44.767							

5° 144 L. MAHIAS (2'02.196)								10° 111 K. SMITH (2'02.876)							
Lap	Seg.1	Seg.2	Seg.3	Seg.4	Lap Time	km/h	Local Time	Lap	Seg.1	Seg.2	Seg.3	Seg.4	Lap Time	km/h	Local Time
								15:01'17.651							
1	33.619	32.322	30.073	34.816	2'10.830P	134,3	15:03'28.481								
2	27.024	31.113	29.666	34.393	2'02.196	266,0	15:05'30.677	1	32.626	32.060	30.606	34.757	2'10.049P	154,1	15:02'12.269
3	26.782	31.120	29.865	34.430	2'02.197	266,7	15:07'32.874	2	27.030	31.714	30.266	34.689	2'03.699	261,5	15:04'15.968
4	26.825	31.283	29.614	34.333	2'02.055C	268,0	15:09'34.929	3	26.910	31.500	30.034	34.766	2'03.210	261,5	15:06'19.178
5	26.992	32.634	31.009	5'12.287	6'42.922P	267,3	15:16'17.851	4	26.937	31.585	30.071	34.483	2'03.076	261,5	15:08'22.254
6	32.366	31.481	29.945	34.548	2'08.340P	122,3	15:18'26.191	5	26.910	31.598	29.953	34.537	2'02.998	262,1	15:10'25.252
7	26.862	31.225	29.932	34.248	2'02.267	266,7	15:20'28.458	6	27.002	31.476	29.987	34.684	2'03.149	262,1	15:12'28.401
								15:21'44.767							
								15:21'44.767							
								15:21'44.767							

26/10/2018 P = Pits In/Out - C = Lap Time Cancelled

These data/results cannot be reproduced, stored and/or transmitted in whole or in part by any manner of electronic, mechanical, photocopying, recording, broadcasting or otherwise now known or herein after developed without the previous express consent by the copyright owner, except for reproduction in daily press and regular printed publications on sale to the public within 60 days of the event related to those data/results and always provided that copyright symbol appears together as follows below.

© DORNA WSBK ORGANIZATION Srl 2018



PIRELLI Qatar Round, 25 - 27 October 2018

World Supersport - Chronological Analysis Free Practice 3rd Session

Losail International Circuit 5.380 m

2 / 3

9	26.889	31.893	30.202	34.835	2'03.819	262,1	15:18'38.097	8	33.400	34.497	32.132	35.394	2'15.423	259,6	15:17'06.717
10	27.012	31.442	30.067	34.742	2'03.263	261,5	15:20'41.360	9	27.263	31.922	30.385	35.030	2'04.600	259,0	15:19'11.317
								10	27.285	31.782	30.390	34.906	2'04.363	258,4	15:21'15.680

11° 6 C. PEROLARI (2'03.164)							
Lap	Seg.1	Seg.2	Seg.3	Seg.4	Lap Time	km/h	Local Time
							14:59'52.189
1	44.540	32.738	30.381	34.897	2'22.556P	139,4	15:02'14.745
2	26.868	31.790	30.170	34.604	2'03.432	266,7	15:04'18.177
3	26.877	31.636	29.989	35.205	2'03.707	268,0	15:06'21.884
4	27.924	32.401	31.309	1'59.983	3'31.617P	269,3	15:09'53.501
5	32.406	33.387	30.896	35.154	2'11.843P	120,7	15:12'05.344
6	27.051	31.530	30.100	34.661	2'03.342	264,1	15:14'08.686
7	26.995	31.575	30.031	34.624	2'03.225	264,1	15:16'11.911
8	26.951	31.553	30.037	34.623	2'03.164	264,7	15:18'15.075
9	26.954	31.512	30.236	35.104	2'03.806	266,0	15:20'18.881

16° 84 L. CRESSON (2'04.143)							
Lap	Seg.1	Seg.2	Seg.3	Seg.4	Lap Time	km/h	Local Time
							15:00'02.774
1	34.164	33.706	30.797	35.043	2'13.710P	144,4	15:02'16.484
2	27.324	32.212	30.480	34.978	2'04.994	272,0	15:04'21.478
3	27.284	32.159	30.325	34.791	2'04.559	271,4	15:06'26.037
4	27.401	32.254	30.218	34.996	2'04.869	272,0	15:08'30.906
5	27.604	31.965	30.205	34.701	2'04.475	269,3	15:10'35.381
6	27.196	31.937	30.185	34.825	2'04.143	272,0	15:12'39.524
7	27.233	31.922	30.373	35.056	2'04.584	271,4	15:14'44.108
8	27.350	32.014	30.360	34.945	2'04.669	267,3	15:16'48.777
9	27.338	32.011	30.376	34.842	2'04.567	270,7	15:18'53.344
10	31.875	35.563	31.310	35.251	2'13.999	270,0	15:21'07.343

12° 38 H. SOOMER (2'03.319)							
Lap	Seg.1	Seg.2	Seg.3	Seg.4	Lap Time	km/h	Local Time
							15:00'07.654
1	32.542	32.581	30.706	34.974	2'10.803P	144,6	15:02'18.457
2	27.267	31.809	30.729	35.052	2'04.857	267,3	15:04'23.314
3	27.157	31.253	30.287	34.730	2'03.427	265,4	15:06'26.741
4	26.980	32.312	30.167	35.043	2'04.502	266,7	15:08'31.243
5	26.975	31.501	30.125	34.820	2'03.421	269,3	15:10'34.664
6	27.046	31.402	30.190	34.710	2'03.348	263,4	15:12'38.012
7	27.209	31.437	30.186	34.857	2'03.689	262,8	15:14'41.701
8	27.101	31.290	30.165	34.763	2'03.319	262,8	15:16'45.020
9	27.140	34.535	30.312	34.862	2'06.849	262,1	15:18'51.869
10	27.255	31.719	30.265	34.904	2'04.143	262,1	15:20'56.012

17° 49 S. HORNSEY (2'04.244)							
Lap	Seg.1	Seg.2	Seg.3	Seg.4	Lap Time	km/h	Local Time
							15:00'04.702
1	33.761	33.945	31.455	35.307	2'14.468P	137,2	15:02'19.170
2	27.818	32.115	30.789	34.980	2'05.702	259,6	15:04'24.872
3	27.226	31.639	30.424	35.387	2'04.676	259,0	15:06'29.548
4	27.394	31.528	30.523	34.799	2'04.244	258,4	15:08'33.792
5	27.191	31.712	30.282	35.092	2'04.277	257,1	15:10'38.069
6	30.164	35.059	31.790	4'27.516	6'04.529P	255,9	15:16'42.598
7	39.312	32.877	30.826	35.310	2'18.325P	115,3	15:19'00.923
8	27.771	31.887	30.451	35.236	2'05.345	250,0	15:21'06.268

13° 78 H. OKUBO (2'03.401)							
Lap	Seg.1	Seg.2	Seg.3	Seg.4	Lap Time	km/h	Local Time
							15:00'00.007
1	35.449	32.375	30.661	35.322	2'13.807P	136,4	15:02'13.814
2	27.321	31.614	30.222	34.618	2'03.775	267,3	15:04'17.589
3	27.092	31.566	30.279	34.761	2'03.698	267,3	15:06'21.287
4	33.956	32.009	30.268	34.767	2'11.000	265,4	15:08'32.287
5	27.049	31.568	30.038	34.746	2'03.401	268,0	15:10'35.688
6	28.831	34.802	31.668	3'41.950	5'17.251P	270,0	15:15'52.939
7	34.720	33.135	32.489	35.161	2'15.505P	137,6	15:18'08.444
8	27.409	32.034	30.654	34.829	2'04.926	264,1	15:20'13.370

18° 51 G. VAN STRAALLEN (2'04.443)							
Lap	Seg.1	Seg.2	Seg.3	Seg.4	Lap Time	km/h	Local Time
							15:00'03.183
1	34.806	33.153	30.825	35.534	2'14.318P	126,2	15:02'17.501
2	27.477	32.368	30.763	35.283	2'05.891	263,4	15:04'23.392
3	27.366	32.090	30.874	35.278	2'05.608	266,0	15:06'29.000
4	27.211	31.789	30.329	35.114	2'04.443	260,9	15:08'33.443
5	27.166	31.772	30.350	35.291	2'04.579	260,9	15:10'38.022
6	27.084	33.246	30.903	3'14.466	4'45.699P	260,9	15:15'23.721
7	31.242	35.862	30.838	35.095	2'13.037P	146,7	15:17'36.758
8	27.550	31.952	31.361	35.223	2'06.086	262,1	15:19'42.844
9	27.308	31.947	30.540	35.146	2'04.941	262,8	15:21'47.785

14° 86 A. BADOVINI (2'03.425)							
Lap	Seg.1	Seg.2	Seg.3	Seg.4	Lap Time	km/h	Local Time
							15:01'05.506
1	33.318	34.365	31.765	35.855	2'15.303P	145,0	15:03'20.809
2	27.489	32.175	30.393	35.247	2'05.304	256,5	15:05'26.113
3	27.217	31.687	30.193	35.076	2'04.173	258,4	15:07'30.286
4	27.099	34.015	30.681	35.216	2'07.011	258,4	15:09'37.297
5	27.237	31.961	30.601	3'32.989	5'02.788P	259,0	15:14'40.085
6	34.706	32.874	30.538	35.148	2'13.266P	119,5	15:16'53.351
7	27.182	31.429	30.015	35.249	2'03.875	258,4	15:18'57.226
8	27.049	31.520	29.964	34.892	2'03.425	255,9	15:21'00.651

19° 88 C. STANGE (2'04.788)							
Lap	Seg.1	Seg.2	Seg.3	Seg.4	Lap Time	km/h	Local Time
							15:00'29.996
1	39.489	32.278	31.004	35.217	2'17.988P	82,4	15:02'47.984
2	27.393	31.747	30.436	35.212	2'04.788	262,8	15:04'52.772
3	27.477	31.763	30.601	35.194	2'05.035	259,0	15:06'57.807
4	27.442	32.017	30.707	35.308	2'05.474	257,1	15:09'03.281
5	27.588	31.983	30.567	35.251	2'05.389	264,1	15:11'08.670
6	30.491	38.085	32.532	35.395	2'16.503	259,0	15:13'25.173
7	27.554	32.119	30.713	35.287	2'05.673	255,3	15:15'30.846
8	27.468	32.102	30.574	35.298	2'05.442	254,7	15:17'36.288
9	27.474	31.994	30.579	35.745	2'05.792	255,3	15:19'42.080
10	27.336	31.925	32.346	36.657	2'08.264	262,1	15:21'50.344

15° 56 P. SEBESTYEN (2'03.625)							
Lap	Seg.1	Seg.2	Seg.3	Seg.4	Lap Time	km/h	Local Time
							15:00'02.783
1	32.223	32.440	30.828	35.607	2'11.098P	153,4	15:02'13.881
2	27.337	31.919	30.645	35.845	2'05.746	262,1	15:04'19.627
3	27.286	31.875	30.256	35.040	2'04.457	264,1	15:06'24.084
4	27.258	31.854	30.519	41.223	2'10.854	261,5	15:08'34.938
5	27.069	31.680	30.073	34.803	2'03.625	263,4	15:10'38.563
6	27.523	32.716	32.683	35.480	2'08.402	266,7	15:12'46.965
7	27.223	31.821	30.369	34.916	2'04.329	259,6	15:14'51.294

20° 74 J. VAN SIKKELERUS (2'05.106)							
Lap	Seg.1	Seg.2	Seg.3	Seg.4	Lap Time	km/h	Local Time
							15:00'04.783
1	32.670	33.573	31.578	35.766	2'13.587P	147,9	15:02'18.370
2	27.896	32.059	30.555	35.239	2'05.749	258,4	15:04'24.119
3	27.383	31.847	30.717	35.159	2'05.106	262,8	15:06'29.225
4	32.505	39.644	31.565	2'49.263	4'32.977P	263,4	15:11'02.202

26/10/2018

P = Pits In/Out - C = Lap Time Cancelled

These data/results cannot be reproduced, stored and/or transmitted in whole or in part by any manner of electronic, mechanical, photocopying, recording, broadcasting or otherwise now known or herein after developed without the previous express consent by the copyright owner, except for reproduction in daily press and regular printed publications on sale to the public within 60 days of the event related to those data/results and always provided that copyright symbol appears together as follows below.

© DORNA WSBK ORGANIZATION Srl 2018

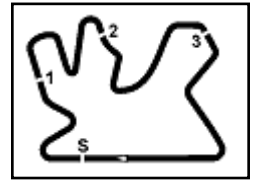
PIRELLI PERUGIA TIMING



Official Tyre Supplier



Official Timekeeper



PIRELLI Qatar Round, 25 - 27 October 2018

World Supersport - Chronological Analysis Free Practice 3rd Session

5	37.177	40.854	44.913	42.909	2'45.853P	97,7	15:13'48.055
6	27.895	31.923	30.552	35.031	2'05.401	256,5	15:15'53.456
7	28.943	35.281	36.307	35.870	2'16.401	261,5	15:18'09.857
8	27.668	31.952	30.568	35.327	2'05.515	258,4	15:20'15.372

21° 10 N. CALERO (2'06.172)							
Lap	Seg.1	Seg.2	Seg.3	Seg.4	Lap Time	km/h	Local Time
							15:00'09.036
1	31.829	33.140	31.433	35.868	2'12.270P	148,1	15:02'21.306
2	27.733	32.193	31.160	35.693	2'06.779	260,2	15:04'28.085
3	27.824	35.198	30.896	35.715	2'09.633	259,0	15:06'37.718
4	28.021	34.745	32.998	39.130	2'14.894	259,0	15:08'52.612
5	27.960	32.374	45.210	6'54.839	8'40.383P	259,6	15:17'32.995
6	43.164	33.810	30.403	35.537	2'22.914P	114,8	15:19'55.909
7	27.728	32.203	30.782	35.459	2'06.172	257,8	15:22'02.081

22° 34 J. ITURRIOZ (2'06.545)							
Lap	Seg.1	Seg.2	Seg.3	Seg.4	Lap Time	km/h	Local Time
							15:00'01.293
1	35.188	35.713	30.775	35.451	2'17.127P	134,5	15:02'18.420
2	33.553	32.259	30.529	35.544	2'11.885	264,1	15:04'30.305
3	28.114	32.197	30.739	35.495	2'06.545	257,8	15:06'36.850
4	29.432	33.848	31.874	40.010	2'15.164	256,5	15:08'52.014
5	28.347	32.202	30.652	35.731	2'06.932	254,7	15:10'58.946

23° 12 A. MURLEY (2'06.951)							
Lap	Seg.1	Seg.2	Seg.3	Seg.4	Lap Time	km/h	Local Time
							15:00'06.665
1	33.857	34.317	31.615	41.924	2'21.713P	149,4	15:02'28.378
2	28.349	32.797	31.561	35.607	2'08.314	255,9	15:04'36.692
3	28.042	32.530	31.207	35.704	2'07.483	260,2	15:06'44.175
4	27.714	32.281	31.136	45.818	2'16.949		15:09'01.124
5	27.965	32.504	30.906	35.576	2'06.951	250,0	15:11'08.075
6	29.493	43.027	32.413	2'59.253	4'44.186P	257,8	15:15'52.261
7	34.943	33.405	46.182	36.788	2'31.318P	120,9	15:18'23.579
8	28.028	32.417	31.329	35.684	2'07.458	255,3	15:20'31.037

26/10/2018 P = Pits In/Out - C = Lap Time Cancelled

These data/results cannot be reproduced, stored and/or transmitted in whole or in part by any manner of electronic, mechanical, photocopying, recording, broadcasting or otherwise now known or herein after developed without the previous express consent by the copyright owner, except for reproduction in daily press and regular printed publications on sale to the public within 60 days of the event related to those data/results and always provided that copyright symbol appears together as follows below.

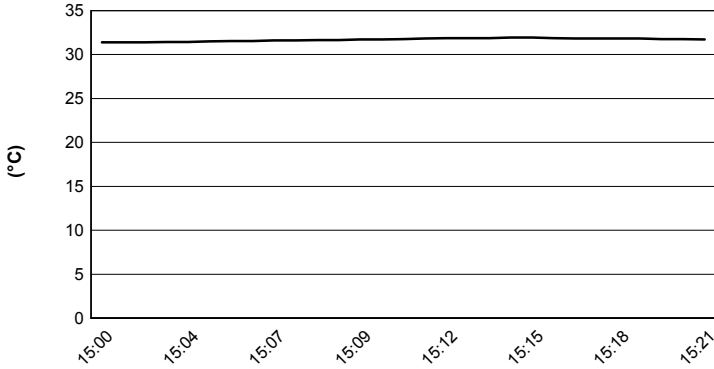
© DORNA WSBK ORGANIZATION Srl 2018



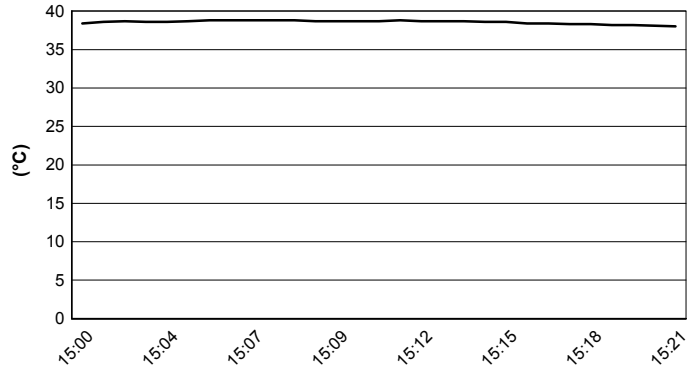
PIRELLI Qatar Round, 25 - 27 October 2018
World Supersport - Weather Report Free Practice 3rd Session
 Session started 15:00 - Session ended 15:22

Losail International Circuit 5.380 m

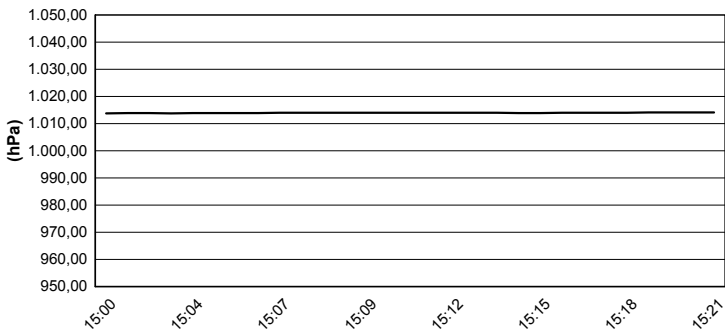
Air Temperature



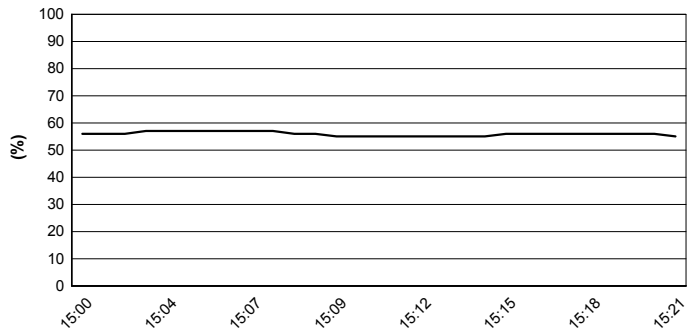
Track Temperature



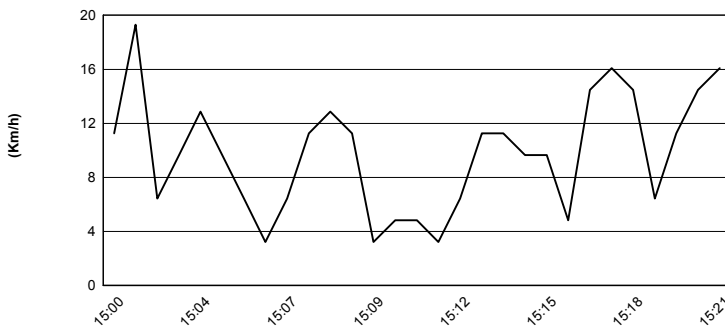
Air Pressure



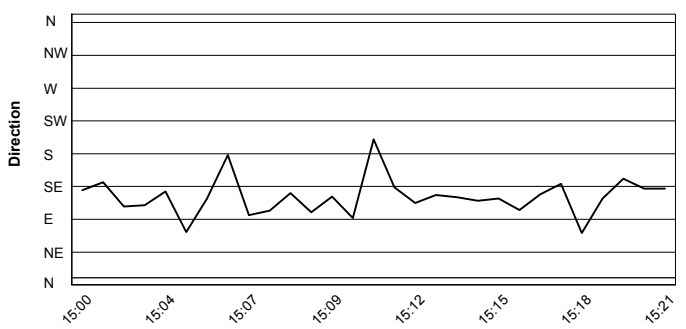
Humidity



Wind Speed



Wind Direction



26/10/2018

These data/results cannot be reproduced, stored and/or transmitted in whole or in part by any manner of electronic, mechanical, photocopying, recording, broadcasting or otherwise now known or herein after developed without the previous express consent by the copyright owner, except for reproduction in daily press and regular printed publications on sale to the public within 60 days of the event related to those data/results and always provided that copyright symbol appears together as follows below.

© DORNA WSBK ORGANIZATION Srl 2018