

PIRELLI Qatar Round, 25 - 27 October 2018

World Supersport - Results Superpole 1

Losail International Circuit 5.380 m

1 / 2

No.	Rider	Nat	Team	Bike	Time	Gap	Rel.	Laps	Speed	
									Avg	Max
1*	36 T. GRADINGER	AUT	NRT	Yamaha YZF R6	2'02.183			6	158,516	274,1
2*	38 H. SOOMER	EST	Racedays	Honda CBR600RR	2'02.348	0.165	0.165	6	158,303	268,0
3	86 A. BADOVINI	ITA	MV Agusta Reparto Corse by Vamag	MV Agusta F3 675	2'02.643	0.460	0.295	7	157,922	269,3
4	78 H. OKUBO	JPN	Kawasaki Puccetti Racing	Kawasaki ZX-6R	2'02.904	0.721	0.261	7	157,586	275,5
5	51 G. VAN STRAALEN	NED	EAB antwest Racing	Kawasaki ZX-6R	2'03.332	1.149	0.428	6	157,040	267,3
6	56 P. SEBESTYEN	HUN	CIA Landlord Insurance Honda	Honda CBR600RR	2'03.764	1.581	0.432	7	156,491	265,4
7	74 J. VAN SIKKELERUS	NED	GEMAR Team Lorini	Honda CBR600RR	2'04.136	1.953	0.372	6	156,022	270,7
8	49 S. HORNSEY	GBR	Profile Racing	Triumph Daytona 675	2'04.259	2.076	0.123	6	155,868	252,9
9	84 L. CRESSON	BEL	Kallio Racing	Yamaha YZF R6	2'04.636	2.453	0.377	7	155,397	277,6
10	88 C. STANGE	GER	Team GoEleven Kawasaki	Kawasaki ZX-6R	2'04.726	2.543	0.090	6	155,284	263,4
11	10 N. CALERO	ESP	Orelac Racing VerdNatura	Kawasaki ZX-6R	2'04.796	2.613	0.070	7	155,197	266,0
12	12 A. MURLEY	GBR	GEMAR Team Lorini	Honda CBR600RR	2'05.703	3.520	0.907	6	154,077	260,2
13	34 J. ITURRIOZ	ARG	Team GoEleven Kawasaki	Kawasaki ZX-6R	2'05.758	3.575	0.055	3	154,010	265,4

* Qualified to Superpole 2

AIR	Humidity:	66%	Temp:	30°C
TRACK	Condition:	Dry	Temp:	31°C

Records	Pole (SP2)	2017 L.Mahias	2'00.738	160,410	Km/h
	Race (RC)	2017 K.Sofuoglu	2'01.832	158,970	Km/h
	Circuit (SP2)	2017 L.Mahias	2'00.738	160,410	Km/h

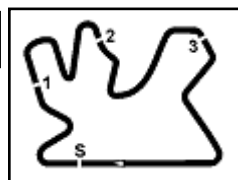
Start
26/10/2018 17:30

End
17:48

The results are provisional until the end of the time limit for protests and appeals and the completion of the technical checks.

These data/results cannot be reproduced, stored and/or transmitted in whole or in part by any manner of electronic, mechanical, photocopying, recording, broadcasting or otherwise now known or herein after developed without the previous express consent by the copyright owner, except for reproduction in daily press and regular printed publications on sale to the public within 60 days of the event related to those data/results and always provided that copyright symbol appears together as follows below.

© DORNA WSBK ORGANIZATION Srl 2018



PIRELLI Qatar Round, 25 - 27 October 2018

World Supersport - Results Superpole 1

Session Highlights

Local Time	No. Rider	Description
17.30.00		Start
17.34.37	49 S. HORNSEY	Lap Cancelled (2'05.322) - Exceeded Track Limits - Turn 15
17.36.34	51 G. VAN STRAALEN	Current Lap Cancelled - Exceeded Track Limits - Turn 14
17.37.10	10 N. CALERO	On Asphalt - Re-Joined - Turn 1
17.42.41	34 J. ITURRIOZ	On Asphalt - Re-Joined - Turn 6
17.43.06	49 S. HORNSEY	Crashed - Turn 6
17.43.33	49 S. HORNSEY	Re-joined
17.48.00		End Of Session

Fastest Laps Sequence

No.	Rider	Nat	Team	Bike	Local Time	Time	Gap	Avg
51	G. VAN STRAALEN	NED	EAB antwest Racing	Kawasaki ZX-6R	17:34'34.177	2'04.549		155,505
38	H. SOOMER	EST	Racedays	Honda CBR600RR	17:34'41.418	2'04.385	-0.164	155,710
36	T. GRADINGER	AUT	NRT	Yamaha YZF R6	17:34'47.282	2'02.631	-1.754	157,937
36	T. GRADINGER	AUT	NRT	Yamaha YZF R6	17:43'39.726	2'02.426	-0.205	158,202
38	H. SOOMER	EST	Racedays	Honda CBR600RR	17:43'41.158	2'02.348	-0.078	158,303
36	T. GRADINGER	AUT	NRT	Yamaha YZF R6	17:45'41.909	2'02.183	-0.165	158,516

Start 17:30 End 17:48 The results are provisional until the end of the time limit for protests and appeals and the completion of the technical checks.

These data/results cannot be reproduced, stored and/or transmitted in whole or in part by any manner of electronic, mechanical, photocopying, recording, broadcasting or otherwise now known or herein after developed without the previous express consent by the copyright owner, except for reproduction in daily press and regular printed publications on sale to the public within 60 days of the event related to those data/results and always provided that copyright symbol appears together as follows below.

© DORNA WSBK ORGANIZATION Srl 2018

PIRELLI Qatar Round, 25 - 27 October 2018
World Supersport - Best Sectors & Speed Superpole 1

Losail International Circuit 5.380 m

BEST LAP			
1	36 T. GRADINGER	Yamaha YZF R6	2'02.183
2	38 H. SOOMER	Honda CBR600RR	2'02.348
3	86 A. BADOVINI	MV Agusta F3 675	2'02.643
4	78 H. OKUBO	Kawasaki ZX-6R	2'02.904
5	51 G. VAN STRAALEN	Kawasaki ZX-6R	2'03.332
6	56 P. SEBESTYEN	Honda CBR600RR	2'03.764
7	74 J. VAN SIKKELERUS	Honda CBR600RR	2'04.136
8	49 S. HORNSEY	Triumph Daytona 675	2'04.259
9	84 L. CRESSON	Yamaha YZF R6	2'04.636
10	88 C. STANGE	Kawasaki ZX-6R	2'04.726
11	10 N. CALERO	Kawasaki ZX-6R	2'04.796
12	12 A. MURLEY	Honda CBR600RR	2'05.703
13	34 J. ITURRIOZ	Kawasaki ZX-6R	2'05.758

SPEED			
1	84 L. CRESSON	Yamaha YZF R6	277,6
2	78 H. OKUBO	Kawasaki ZX-6R	275,5
3	36 T. GRADINGER	Yamaha YZF R6	274,1
4	74 J. VAN SIKKELERUS	Honda CBR600RR	270,7
5	86 A. BADOVINI	MV Agusta F3 675	269,3
6	38 H. SOOMER	Honda CBR600RR	268,0
7	51 G. VAN STRAALEN	Kawasaki ZX-6R	267,3
8	10 N. CALERO	Kawasaki ZX-6R	266,0
9	34 J. ITURRIOZ	Kawasaki ZX-6R	265,4
10	56 P. SEBESTYEN	Honda CBR600RR	265,4
11	88 C. STANGE	Kawasaki ZX-6R	263,4
12	12 A. MURLEY	Honda CBR600RR	260,2
13	49 S. HORNSEY	Triumph Daytona 675	252,9

SEG. 1		SEG. 2		SEG. 3		SEG. 4		
1	36 T. GRADINGER	26.551	1	38 H. SOOMER	31.000	1	36 T. GRADINGER	34.279
2	78 H. OKUBO	26.751	2	36 T. GRADINGER	31.326	2	86 A. BADOVINI	34.577
3	38 H. SOOMER	26.810	3	86 A. BADOVINI	31.333	3	36 T. GRADINGER	34.580
4	86 A. BADOVINI	26.892	4	74 J. VAN SIKKELERUS	31.372	4	51 G. VAN STRAALEN	34.584
5	51 G. VAN STRAALEN	27.063	5	78 H. OKUBO	31.390	5	78 H. OKUBO	34.638
6	56 P. SEBESTYEN	27.067	6	56 P. SEBESTYEN	31.520	6	49 S. HORNSEY	34.670
7	88 C. STANGE	27.190	7	49 S. HORNSEY	31.634	7	56 P. SEBESTYEN	34.738
8	84 L. CRESSON	27.205	8	51 G. VAN STRAALEN	31.645	8	84 L. CRESSON	34.783
9	74 J. VAN SIKKELERUS	27.295	9	10 N. CALERO	31.793	9	74 J. VAN SIKKELERUS	34.904
10	10 N. CALERO	27.310	10	88 C. STANGE	31.881	10	10 N. CALERO	34.969
11	49 S. HORNSEY	27.378	11	84 L. CRESSON	31.898	11	34 J. ITURRIOZ	35.009
12	12 A. MURLEY	27.448	12	34 J. ITURRIOZ	31.998	12	88 C. STANGE	35.035
13	34 J. ITURRIOZ	27.827	13	12 A. MURLEY	32.247	13	12 A. MURLEY	35.091

26/10/2018

These data/results cannot be reproduced, stored and/or transmitted in whole or in part by any manner of electronic, mechanical, photocopying, recording, broadcasting or otherwise now known or herein after developed without the previous express consent by the copyright owner, except for reproduction in daily press and regular printed publications on sale to the public within 60 days of the event related to those data/results and always provided that copyright symbol appears together as follows below.

© DORNA WSBK ORGANIZATION Srl 2018

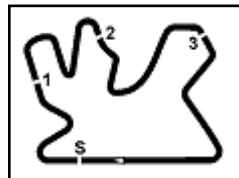
FICR PERUGIA TIMING



Official Tyre Supplier



Official Timekeeper



Losail International Circuit 5.380 m

PIRELLI Qatar Round, 25 - 27 October 2018
World Supersport - Ideal Times Superpole 1

No.	Rider	Nat	Bike	Seg. 1	Seg. 2	Seg. 3	Seg. 4	Ideal Time		
				Diff. 1	Diff. 2	Diff. 3	Diff. 4	Best Lap	Pos.	Diff.
1	36 T. GRADINGER	AUT	Yamaha YZF R6	26.551 0.034	31.326	29.856 0.137	34.279	2'02.012 2'02.183	1	0.171
2	38 H. SOOMER	EST	Honda CBR600RR	26.810	31.000	29.805	34.638 0.095	2'02.253 2'02.348	2	0.095
3	86 A. BADOVINI	ITA	MV Agusta F3 675	26.892	31.333	29.838	34.580	2'02.643 2'02.643	3	
4	78 H. OKUBO	JPN	Kawasaki ZX-6R	26.751 0.010	31.390	30.047 0.129	34.577	2'02.765 2'02.904	4	0.139
5	51 G. VAN STRAALEN	NED	Kawasaki ZX-6R	27.063 0.026	31.645	29.928	34.670	2'03.306 2'03.332	5	0.026
6	56 P. SEBESTYEN	HUN	Honda CBR600RR	27.067 0.115	31.520	30.106 0.156	34.783 0.017	2'03.476 2'03.764	6	0.288
7	74 J. VAN SIKKELERUS	NED	Honda CBR600RR	27.295	31.372	30.425 0.460	34.584	2'03.676 2'04.136	7	0.460
8	49 S. HORNSEY	GBR	Triumph Daytona 675	27.378 0.187	31.634	30.091	34.969	2'04.072 2'04.259	8	0.187
9	84 L. CRESSON	BEL	Yamaha YZF R6	27.205 0.194	31.898 0.157	30.210 0.068	34.904	2'04.217 2'04.636	9	0.419
10	10 N. CALERO	ESP	Kawasaki ZX-6R	27.310	31.793	30.450 0.255	34.738 0.250	2'04.291 2'04.796	11	0.505
11	88 C. STANGE	GER	Kawasaki ZX-6R	27.190	31.881 0.038	30.553	35.009 0.055	2'04.633 2'04.726	10	0.093
12	34 J. ITURRIOZ	ARG	Kawasaki ZX-6R	27.827 0.249	31.998 0.044	30.549	35.091	2'05.465 2'05.758	13	0.293
13	12 A. MURLEY	GBR	Honda CBR600RR	27.448 0.068	32.247	30.905	35.035	2'05.635 2'05.703	12	0.068
Overall Ideal Time				26.551	31.000	29.805	34.279	2'01.635		

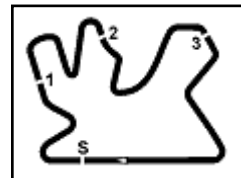
26/10/2018
 These data/results cannot be reproduced, stored and/or transmitted in whole or in part by any manner of electronic, mechanical, photocopying, recording, broadcasting or otherwise now known or herein after developed without the previous express consent by the copyright owner, except for reproduction in daily press and regular printed publications on sale to the public within 60 days of the event related to those data/results and always provided that copyright symbol appears together as follows below.
 © DORNA WSBK ORGANIZATION Srl 2018

PIRELLI PERUGIA TIMING


Official Tyre Supplier



Official Timekeeper



PIRELLI Qatar Round, 25 - 27 October 2018

World Supersport - Chronological Analysis Superpole 1

Losail International Circuit 5.380 m

1 / 2

1° 36 T. GRADINGER (2'02.183)								7° 74 J. VAN SIKKELERUS (2'04.136)							
Lap	Seg.1	Seg.2	Seg.3	Seg.4	Lap Time	km/h	Local Time	Lap	Seg.1	Seg.2	Seg.3	Seg.4	Lap Time	km/h	Local Time
17:30'29.741								17:30'04.715							
1	35.661	33.331	30.648	35.270	2'14.910P	117,0	17:32'44.651	1	40.532	37.191	38.142	36.694	2'32.559P	101,6	17:32'37.274
2	26.746	31.532	29.865	34.488	2'02.631	270,7	17:34'47.282	2	27.423	31.693	30.453	35.009	2'04.578	260,2	17:34'41.852
3	27.307	32.031	30.597	2'59.583	4'29.518P	274,1	17:39'16.800	3	27.420	31.615	30.425	35.038	2'04.498	266,7	17:36'46.350
4	44.669	31.495	29.997	34.339	2'20.500P	83,7	17:41'37.300	4	28.050	32.633	31.097	2'47.917	4'19.697P	270,7	17:41'06.047
5	26.551	31.405	29.856	34.614	2'02.426	269,3	17:43'39.726	5	31.103	32.919	32.331	39.330	2'15.683P	152,3	17:43'21.730
6	26.585	31.326	29.993	34.279	2'02.183	270,7	17:45'41.909	6	27.295	31.372	30.885	34.584	2'04.136	260,2	17:45'25.866

2° 38 H. SOOMER (2'02.348)								8° 49 S. HORNSEY (2'04.259)							
Lap	Seg.1	Seg.2	Seg.3	Seg.4	Lap Time	km/h	Local Time	Lap	Seg.1	Seg.2	Seg.3	Seg.4	Lap Time	km/h	Local Time
17:30'04.910								17:30'06.095							
1	39.646	37.646	38.002	36.829	2'32.123P	104,2	17:32'37.033	1	34.997	33.571	31.046	35.364	2'14.978P	148,6	17:32'21.073
2	27.305	31.767	30.430	34.883	2'04.385	265,4	17:34'41.418	2	27.679	31.910	30.306	35.427	2'05.322C	252,9	17:34'26.395
3	29.859	31.909	31.393	2'57.705	4'30.866P	268,0	17:39'12.284	3	27.579	31.865	30.587	1'56.499	3'26.530P	252,9	17:37'52.925
4	50.357	31.644	29.887	34.638	2'26.526P	86,8	17:41'38.810	4	33.953	32.359	30.662	35.736	2'12.710P	122,4	17:40'05.635
5	26.810	31.000	29.805	34.733	2'02.348	264,7	17:43'41.158	5	27.565	31.634	30.091	34.969	2'04.259	252,9	17:42'09.894
6	26.813	31.060	29.956	34.646	2'02.475	264,7	17:45'43.633	6	27.378	1'10.472			2'53.001	251,7	17:45'02.895

3° 86 A. BADOVINI (2'02.643)								9° 84 L. CRESSON (2'04.636)							
Lap	Seg.1	Seg.2	Seg.3	Seg.4	Lap Time	km/h	Local Time	Lap	Seg.1	Seg.2	Seg.3	Seg.4	Lap Time	km/h	Local Time
17:30'11.299								17:30'13.796							
1	33.786	36.919	38.047	39.082	2'27.834P	157,9	17:32'39.133	1	31.578	35.570	39.948	36.580	2'23.676P	164,1	17:32'37.472
2	27.017	31.719	30.717	36.341	2'05.794	267,3	17:34'44.927	2	27.558	32.035	30.442	35.026	2'05.061	277,6	17:34'42.533
3	27.062	31.968	30.365	34.705	2'04.100	269,3	17:36'49.027	3	27.786	31.898	30.263	34.941	2'04.888	274,8	17:36'47.421
4	28.056	32.286	30.675	2'06.524	3'37.541P	265,4	17:40'26.568	4	27.205	34.743	31.090	1'01.239	2'34.277P	274,8	17:39'21.698
5	36.521	33.416	30.593	35.326	2'15.856P	103,4	17:42'42.424	5	41.268	32.273	30.210	34.932	2'18.683P	121,9	17:41'40.381
6	26.931	31.338	29.931	34.686	2'02.886	262,1	17:44'45.310	6	27.319	32.132	30.323	34.991	2'04.765	272,0	17:43'45.146
7	26.892	31.333	29.838	34.580	2'02.643	260,9	17:46'47.953	7	27.399	32.055	30.278	34.904	2'04.636	271,4	17:45'49.782

4° 78 H. OKUBO (2'02.904)								10° 88 C. STANGE (2'04.726)							
Lap	Seg.1	Seg.2	Seg.3	Seg.4	Lap Time	km/h	Local Time	Lap	Seg.1	Seg.2	Seg.3	Seg.4	Lap Time	km/h	Local Time
17:30'10.507								17:30'08.435							
1	34.291	38.705	36.259	38.739	2'27.994P	156,5	17:32'38.501	1	35.134	39.047	35.063	38.184	2'27.428P	150,2	17:32'35.863
2	27.056	32.172	30.446	34.876	2'04.550	273,4	17:34'43.051	2	27.646	32.134	30.638	35.009	2'05.427	258,4	17:34'41.290
3	26.982	31.482	30.047	34.676	2'03.187	275,5	17:36'46.238	3	27.190	31.919	30.553	35.064	2'04.726	259,6	17:36'46.016
4	27.997	32.599	31.005	2'28.821	4'00.422P	273,4	17:40'46.660	4	27.755	31.881	30.682	2'34.865	4'05.183P	259,6	17:40'51.199
5	30.795	32.941	30.336	34.648	2'08.720P	161,2	17:42'55.380	5	36.649	39.657	33.347	39.505	2'29.158P	128,4	17:43'20.357
6	26.761	31.390	30.176	34.577	2'02.904	268,0	17:44'58.284	6	27.260	31.983	30.635	35.217	2'05.095	263,4	17:45'25.452
7	26.751	31.501	30.219	34.952	2'03.423	268,0	17:47'01.707								

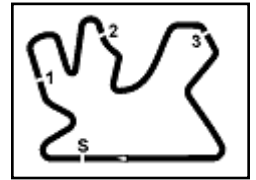
5° 51 G. VAN STRAALLEN (2'03.332)								11° 10 N. CALERO (2'04.796)							
Lap	Seg.1	Seg.2	Seg.3	Seg.4	Lap Time	km/h	Local Time	Lap	Seg.1	Seg.2	Seg.3	Seg.4	Lap Time	km/h	Local Time
17:30'08.487								17:30'03.453							
1	33.339	34.296	37.113	36.393	2'21.141P	148,1	17:32'29.628	1	37.259	35.692	37.196	36.436	2'26.583P	111,3	17:32'30.036
2	27.208	31.907	30.419	35.015	2'04.549	267,3	17:34'34.177	2	27.719	33.323	33.643	39.255	2'13.940	265,4	17:34'43.976
3	27.063	31.957	30.116	34.869	2'04.005C	261,5	17:36'38.182	3	27.936	32.379	30.563	35.324	2'06.202	266,0	17:36'50.178
4	27.477	31.972	30.222	3'10.444	4'40.115P	259,6	17:41'18.297	4	32.408	33.845	31.837	2'08.327	3'46.417P	261,5	17:40'36.595
5	31.076	32.181	30.182	35.338	2'08.777P	154,5	17:43'27.074	5	32.105	32.151	30.450	34.738	2'09.444P	141,7	17:42'46.039
6	27.089	31.645	29.928	34.670	2'03.332	261,5	17:45'30.406	6	27.310	31.793	30.705	34.988	2'04.796	263,4	17:44'50.835
								7	27.552	32.272	30.681	35.399	2'05.904		17:46'56.739

6° 56 P. SEBESTYEN (2'03.764)								12° 12 A. MURLEY (2'05.703)							
Lap	Seg.1	Seg.2	Seg.3	Seg.4	Lap Time	km/h	Local Time	Lap	Seg.1	Seg.2	Seg.3	Seg.4	Lap Time	km/h	Local Time
17:30'28.151								17:30'07.519							
1	33.162	35.700	32.691	35.466	2'17.019P	155,2	17:32'45.170	1	36.730	35.193	33.043	37.065	2'22.031P	131,5	17:32'29.550
2	27.152	31.950	30.106	34.920	2'04.128	265,4	17:34'49.298	2	28.027	32.988	31.153	35.602	2'07.770	256,5	17:34'37.320
3	27.067	31.722	30.318	35.011	2'04.118	264,7	17:36'53.416	3	27.448	32.309	31.053	35.282	2'06.092	260,2	17:36'43.412
4	27.352	32.325	30.913	2'13.053	3'43.643P	262,8	17:40'37.059	4	27.555	32.654	31.918	2'48.756	4'20.883P	259,6	17:41'04.295
5	31.115	32.101	30.443	34.956	2'08.615P	157,4	17:42'45.674	5	32.598	33.608	32.055	37.475	2'15.736P	146,5	17:43'20.031
6	27.114	31.688	30.201	34.783	2'03.786	261,5	17:44'49.460	6	27.516	32.247	30.905	35.035	2'05.703	259,0	17:45'25.734
7	27.182	31.520	30.262	34.800	2'03.764		17:46'53.224								

26/10/2018 P = Pits In/Out - C = Lap Time Cancelled

These data/results cannot be reproduced, stored and/or transmitted in whole or in part by any manner of electronic, mechanical, photocopying, recording, broadcasting or otherwise now known or herein after developed without the previous express consent by the copyright owner, except for reproduction in daily press and regular printed publications on sale to the public within 60 days of the event related to those data/results and always provided that copyright symbol appears together as follows below.

© DORNA WSBK ORGANIZATION Srl 2018



PIRELLI Qatar Round, 25 - 27 October 2018
World Supersport - Chronological Analysis Superpole 1

13° 34 J. ITURRIOZ (2'05.758)							
Lap	Seg.1	Seg.2	Seg.3	Seg.4	Lap Time	km/h	Local Time
							17:30'01.813
1	38.550	37.409	39.620	39.874	2'35.453P	101,2	17:32'37.266
2	28.076	32.042	30.549	35.091	2'05.758	260,2	17:34'43.024
3	27.827	31.998	36.389	4'34.621	6'10.835P	265,4	17:40'53.859

26/10/2018 P = Pits In/Out - C = Lap Time Cancelled

These data/results cannot be reproduced, stored and/or transmitted in whole or in part by any manner of electronic, mechanical, photocopying, recording, broadcasting or otherwise now known or herein after developed without the previous express consent by the copyright owner, except for reproduction in daily press and regular printed publications on sale to the public within 60 days of the event related to those data/results and always provided that copyright symbol appears together as follows below.


© DORNA WSBK ORGANIZATION Srl 2018




PIRELLI Qatar Round, 25 - 27 October 2018
World Supersport - Weather Report Superpole 1
 Session started 17:30 - Session ended 17:48

Losail International Circuit 5.380 m


Air Temperature




Track Temperature



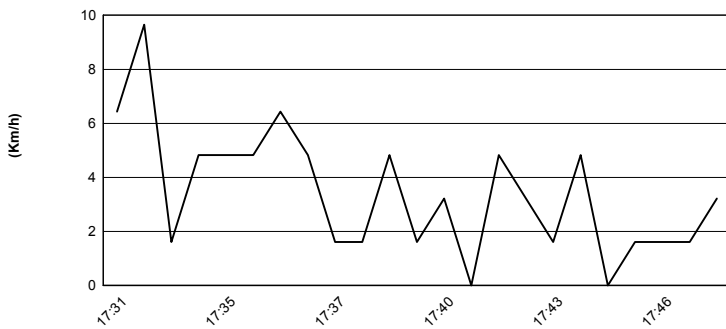
Air Pressure



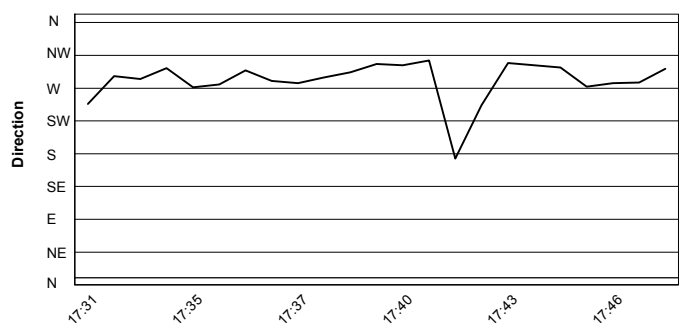
Humidity



Wind Speed



Wind Direction



26/10/2018

These data/results cannot be reproduced, stored and/or transmitted in whole or in part by any manner of electronic, mechanical, photocopying, recording, broadcasting or otherwise now known or herein after developed without the previous express consent by the copyright owner, except for reproduction in daily press and regular printed publications on sale to the public within 60 days of the event related to those data/results and always provided that copyright symbol appears together as follows below.

© DORNA WSBK ORGANIZATION Srl 2018