
PIRELLI Qatar Round, 25 - 27 October 2018
World Supersport - Free Practices & Superpole Combined Results

No.	Rider	Nat	Team	Bike	FPs	LL	Superpole	Gap	Time	Avg
1	144 L. MAHIAS	FRA	GRT Yamaha Official WorldSSP Team	Yamaha YZF R6	2'00.876	34	2'00.461		2'00.461	160,782
2	11 S. CORTESE	GER	Kallio Racing	Yamaha YZF R6	2'00.989	34	2'00.610	0.149	2'00.610	160,584
3	16 J. CLUZEL	FRA	NRT	Yamaha YZF R6	2'01.599	25	2'01.035	0.574	2'01.035	160,020
4	81 L. STAPLEFORD	GBR	Profile Racing	Yamaha YZF R6	2'02.174	29	2'01.330	0.869	2'01.330	159,631
5	6 C. PEROLARI	FRA	GMT94 Yamaha	Yamaha YZF R6	2'01.723	35	2'01.478	1.017	2'01.478	159,436
6	111 K. SMITH	GBR	CIA Landlord Insurance Honda	Honda CBR600RR	2'02.052	33	2'01.523	1.062	2'01.523	159,377
7	64 F. CARICASULO	ITA	GRT Yamaha Official WorldSSP Team	Yamaha YZF R6	2'01.825	35	2'01.570	1.109	2'01.570	159,316
8	3 R. DE ROSA	ITA	MV Agusta Reparto Corse by Vamag	MV Agusta F3 675	2'01.806	36	2'01.711	1.250	2'01.711	159,131
9	36 T. GRADINGER	AUT	NRT	Yamaha YZF R6	2'02.573	37	2'01.729	1.268	2'01.729	159,108
10	98 H. BARBERA	ESP	Kawasaki Puccetti Racing	Kawasaki ZX-6R	2'01.882	27	2'01.738	1.277	2'01.738	159,096
11	21 R. KRUMMENACHER	SUI	BARDAHL Evan Bros. WorldSSP Team	Yamaha YZF R6	2'01.394	35	2'01.783	1.322	2'01.783	159,037
12	38 H. SOOMER	EST	Racedays	Honda CBR600RR	2'03.333	35	2'01.990	1.529	2'01.990	158,767
13	86 A. BADOVINI	ITA	MV Agusta Reparto Corse by Vamag	MV Agusta F3 675	2'03.194	32	2'02.643		2'02.643	157,922
14	78 H. OKUBO	JPN	Kawasaki Puccetti Racing	Kawasaki ZX-6R	2'02.369	30	2'02.904	0.261	2'02.904	157,586
15	51 G. VAN STRAALLEN	NED	EAB antwest Racing	Kawasaki ZX-6R	2'05.076	34	2'03.332	0.689	2'03.332	157,040
16	56 P. SEBESTYEN	HUN	CIA Landlord Insurance Honda	Honda CBR600RR	2'03.365	37	2'03.764	1.121	2'03.764	156,491
17	74 J. VAN SIKKELERUS	NED	GEMAR Team Lorini	Honda CBR600RR	2'03.899	33	2'04.136	1.493	2'04.136	156,022
18	49 S. HORNSEY	GBR	Profile Racing	Triumph Daytona 675	2'04.800	25	2'04.259	1.616	2'04.259	155,868
19	84 L. CRESSON	BEL	Kallio Racing	Yamaha YZF R6	2'04.679	35	2'04.636	1.993	2'04.636	155,397
20	88 C. STANGE	GER	Team GoEleven Kawasaki	Kawasaki ZX-6R	2'04.906	39	2'04.726	2.083	2'04.726	155,284
21	10 N. CALERO	ESP	Orelac Racing VerdNatura	Kawasaki ZX-6R	2'05.217	30	2'04.796	2.153	2'04.796	155,197
22	12 A. MURLEY	GBR	GEMAR Team Lorini	Honda CBR600RR	2'08.763	29	2'05.703	3.060	2'05.703	154,077
23	34 J. ITURRIOZ	ARG	Team GoEleven Kawasaki	Kawasaki ZX-6R	2'05.175	37	2'05.758	3.115	2'05.758	154,010

26/10/2018

The results are provisional until the end of the time limit for protests and appeals and the completion of the technical checks.

These data/results cannot be reproduced, stored and/or transmitted in whole or in part by any manner of electronic, mechanical, photocopying, recording, broadcasting or otherwise now known or herein after developed without the previous express consent by the copyright owner, except for reproduction in daily press and regular printed publications on sale to the public within 60 days of the event related to those data/results and always provided that copyright symbol appears together as follows below.

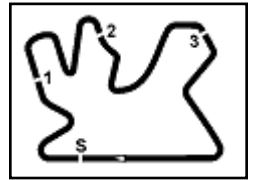
© DORNA WSBK ORGANIZATION Srl 2018

FIK R PERUGIA TIMING


Official Tyre Supplier



Official Timekeeper



PIRELLI Qatar Round, 25 - 27 October 2018
World Supersport - Provisional Starting Grid
15 Laps x 5,380 km = 80,700 km

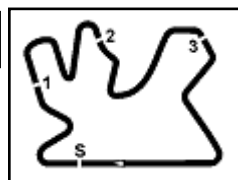
1	144 MAHIAS L. Yamaha 2'00.461 SP2	2	11 CORTESE S. Yamaha 2'00.610 SP2	3	16 CLUZEL J. Yamaha 2'01.035 SP2
2	81 STAPLEFORD L. Yamaha 2'01.330 SP2	5	6 PEROLARI C. Yamaha 2'01.478 SP2	6	111 SMITH K. Honda 2'01.523 SP2
3	64 CARICASULO F. Yamaha 2'01.570 SP2	8	3 DE ROSA R. MV Agusta 2'01.711 SP2	9	36 GRADINGER T. Yamaha 2'01.729 SP2
4	98 BARBERA H. Kawasaki 2'01.738 SP2	11	21 KRUMMENACHER R. Yamaha 2'01.783 SP2	12	38 SOOMER H. Honda 2'01.990 SP2
5	86 BADOVINI A. MV Agusta 2'02.643 SP1	14	78 OKUBO H. Kawasaki 2'02.904 SP1	15	51 VAN STRAALEN G. Kawasaki 2'03.332 SP1
6	56 SEBESTYEN P. Honda 2'03.764 SP1	17	74 VAN SIKKELERUS J Honda 2'04.136 SP1	18	49 HORNSEY S. Triumph 2'04.259 SP1
7	84 CRESSON L. Yamaha 2'04.636 SP1	20	88 STANGE C. Kawasaki 2'04.726 SP1	21	10 CALERO N. Kawasaki 2'04.796 SP1
8	12 MURLEY A. Honda 2'05.703 SP1	23	34 ITURRIOZ J. Kawasaki 2'05.758 SP1		

26/10/2018 Jury President

These data/results cannot be reproduced, stored and/or transmitted in whole or in part by any manner of electronic, mechanical, photocopying, recording, broadcasting or otherwise now known or herein after developed without the previous express consent by the copyright owner, except for reproduction in daily press and regular printed publications on sale to the public within 60 days of the event related to those data/results and always provided that copyright symbol appears together as follows below.

© DORNA WSBK ORGANIZATION Srl 2018




PIRELLI Qatar Round, 25 - 27 October 2018
World Supersport - Results Superpole 2

No.	Rider	Nat	Team	Bike	Time	Gap	Rel.	Laps	Speed	
									Avg	Max
1	144 L. MAHIAS	FRA	GRT Yamaha Official WorldSSP Team	Yamaha YZF R6	2'00.461			6	160,782	274,1
2	11 S. CORTESE	GER	Kallio Racing	Yamaha YZF R6	2'00.610	0.149	0.149	7	160,584	272,7
3	16 J. CLUZEL	FRA	NRT	Yamaha YZF R6	2'01.035	0.574	0.425	6	160,020	273,4
4	81 L. STAPLEFORD	GBR	Profile Racing	Yamaha YZF R6	2'01.330	0.869	0.295	7	159,631	268,0
5	6 C. PEROLARI	FRA	GMT94 Yamaha	Yamaha YZF R6	2'01.478	1.017	0.148	7	159,436	272,7
6	111 K. SMITH	GBR	CIA Landlord Insurance Honda	Honda CBR600RR	2'01.523	1.062	0.045	7	159,377	265,4
7	64 F. CARICASULO	ITA	GRT Yamaha Official WorldSSP Team	Yamaha YZF R6	2'01.570	1.109	0.047	7	159,316	273,4
8	3 R. DE ROSA	ITA	MV Agusta Reparto Corse by Vamag	MV Agusta F3 675	2'01.711	1.250	0.141	7	159,131	267,3
9	36 T. GRADINGER	AUT	NRT	Yamaha YZF R6	2'01.729	1.268	0.018	6	159,108	274,8
10	98 H. BARBERA	ESP	Kawasaki Puccetti Racing	Kawasaki ZX-6R	2'01.738	1.277	0.009	6	159,096	269,3
11	21 R. KRUMMENACHER	SUI	BARDAHL Evan Bros. WorldSSP Team	Yamaha YZF R6	2'01.783	1.322	0.045	6	159,037	268,0
12	38 H. SOOMER	EST	Racedays	Honda CBR600RR	2'01.990	1.529	0.207	5	158,767	267,3

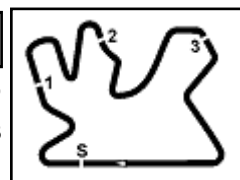
AIR	Humidity:	66%	Temp:	30°C
TRACK	Condition:	Dry	Temp:	31°C

Records	Pole (SP2)	2017 L.Mahias	2'00.738	160,410	Km/h
	Race (RC)	2017 K.Sofuoglu	2'01.832	158,970	Km/h
	Circuit (SP2)	2017 L.Mahias	2'00.738	160,410	Km/h

Start End The results are provisional until the end of the time limit for protests and appeals
 26/10/2018 17:55 18:12 and the completion of the technical checks.

These data/results cannot be reproduced, stored and/or transmitted in whole or in part by any manner of electronic, mechanical, photocopying, recording, broadcasting or otherwise now known or herein after developed without the previous express consent by the copyright owner, except for reproduction in daily press and regular printed publications on sale to the public within 60 days of the event related to those data/results and always provided that copyright symbol appears together as follows below.

© DORNA WSBK ORGANIZATION Srl 2018


PIRELLI Qatar Round, 25 - 27 October 2018
World Supersport - Results Superpole 2
Session Highlights

Local Time	No. Rider	Description
17.55.00		Start
18.07.38	16 J. CLUZEL	On Asphalt - Re-Joined - Turn 5
18.09.06		New Pole Record
18.09.26	11 S. CORTESE	On Asphalt - Re-Joined - Turn 1
18.12.00		End Of Session

Fastest Laps Sequence

No.	Rider	Nat	Team	Bike	Local Time	Time	Gap	Avg
21	R. KRUMMENACHER	SUI	BARDAHL Evan Bros. WorldSSP Team	Yamaha YZF R6	17:59'17.470	2'01.823		158,985
16	J. CLUZEL	FRA	NRT	Yamaha YZF R6	17:59'32.041	2'01.491	-0.332	159,419
11	S. CORTESE	GER	Kallio Racing	Yamaha YZF R6	17:59'46.659	2'01.487	-0.004	159,424
144	L. MAHIAS	FRA	GRT Yamaha Official WorldSSP Team	Yamaha YZF R6	18:00'33.237	2'01.041	-0.446	160,012
144	L. MAHIAS	FRA	GRT Yamaha Official WorldSSP Team	Yamaha YZF R6	18:09'04.102	2'00.461	-0.580	160,782

26/10/2018 Start End The results are provisional until the end of the time limit for protests and appeals
 17:55 18:12 and the completion of the technical checks.

These data/results cannot be reproduced, stored and/or transmitted in whole or in part by any manner of electronic, mechanical, photocopying, recording, broadcasting or otherwise now known or herein after developed without the previous express consent by the copyright owner, except for reproduction in daily press and regular printed publications on sale to the public within 60 days of the event related to those data/results and always provided that copyright symbol appears together as follows below.

© DORNA WSBK ORGANIZATION Srl 2018

PIRELLI Qatar Round, 25 - 27 October 2018
World Supersport - Best Sectors & Speed Superpole 2

Losail International Circuit 5.380 m

BEST LAP		
1	144 L. MAHIAS	Yamaha YZF R6 2'00.461
2	11 S. CORTESE	Yamaha YZF R6 2'00.610
3	16 J. CLUZEL	Yamaha YZF R6 2'01.035
4	81 L. STAPLEFORD	Yamaha YZF R6 2'01.330
5	6 C. PEROLARI	Yamaha YZF R6 2'01.478
6	111 K. SMITH	Honda CBR600RR 2'01.523
7	64 F. CARICASULO	Yamaha YZF R6 2'01.570
8	3 R. DE ROSA	MV Agusta F3 675 2'01.711
9	36 T. GRADINGER	Yamaha YZF R6 2'01.729
10	98 H. BARBERA	Kawasaki ZX-6R 2'01.738
11	21 R. KRUMMENACHER	Yamaha YZF R6 2'01.783
12	38 H. SOOMER	Honda CBR600RR 2'01.990

SPEED		
1	36 T. GRADINGER	Yamaha YZF R6 274,8
2	144 L. MAHIAS	Yamaha YZF R6 274,1
3	16 J. CLUZEL	Yamaha YZF R6 273,4
4	64 F. CARICASULO	Yamaha YZF R6 273,4
5	11 S. CORTESE	Yamaha YZF R6 272,7
6	6 C. PEROLARI	Yamaha YZF R6 272,7
7	98 H. BARBERA	Kawasaki ZX-6R 269,3
8	81 L. STAPLEFORD	Yamaha YZF R6 268,0
9	21 R. KRUMMENACHER	Yamaha YZF R6 268,0
10	38 H. SOOMER	Honda CBR600RR 267,3
11	3 R. DE ROSA	MV Agusta F3 675 267,3
12	111 K. SMITH	Honda CBR600RR 265,4

SEG. 1		SEG. 2		SEG. 3		SEG. 4	
1	144 L. MAHIAS 26.377	1	144 L. MAHIAS 30.725	1	144 L. MAHIAS 29.367	1	11 S. CORTESE 33.973
2	11 S. CORTESE 26.434	2	81 L. STAPLEFORD 30.817	2	11 S. CORTESE 29.369	2	144 L. MAHIAS 33.992
3	64 F. CARICASULO 26.447	3	11 S. CORTESE 30.834	3	6 C. PEROLARI 29.428	3	16 J. CLUZEL 34.032
4	6 C. PEROLARI 26.475	4	16 J. CLUZEL 30.864	4	98 H. BARBERA 29.507	4	36 T. GRADINGER 34.137
5	21 R. KRUMMENACHER 26.483	5	3 R. DE ROSA 30.968	5	111 K. SMITH 29.589	5	64 F. CARICASULO 34.168
6	111 K. SMITH 26.488	6	98 H. BARBERA 30.974	6	81 L. STAPLEFORD 29.632	6	81 L. STAPLEFORD 34.199
7	36 T. GRADINGER 26.498	7	64 F. CARICASULO 30.995	7	16 J. CLUZEL 29.633	7	21 R. KRUMMENACHER 34.244
8	16 J. CLUZEL 26.501	8	6 C. PEROLARI 31.091	8	36 T. GRADINGER 29.663	8	111 K. SMITH 34.257
9	98 H. BARBERA 26.552	9	38 H. SOOMER 31.102	9	21 R. KRUMMENACHER 29.681	9	6 C. PEROLARI 34.266
10	81 L. STAPLEFORD 26.578	10	111 K. SMITH 31.122	10	3 R. DE ROSA 29.692	10	3 R. DE ROSA 34.276
11	3 R. DE ROSA 26.591	11	36 T. GRADINGER 31.139	11	64 F. CARICASULO 29.774	11	98 H. BARBERA 34.341
12	38 H. SOOMER 26.655	12	21 R. KRUMMENACHER 31.220	12	38 H. SOOMER 29.789	12	38 H. SOOMER 34.357

26/10/2018

These data/results cannot be reproduced, stored and/or transmitted in whole or in part by any manner of electronic, mechanical, photocopying, recording, broadcasting or otherwise now known or herein after developed without the previous express consent by the copyright owner, except for reproduction in daily press and regular printed publications on sale to the public within 60 days of the event related to those data/results and always provided that copyright symbol appears together as follows below.

© DORNA WSBK ORGANIZATION Srl 2018

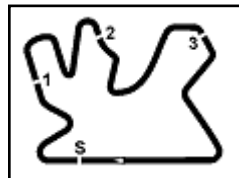
FICR PERUGIA TIMING



Official Tyre Supplier



Official Timekeeper



Losail International Circuit 5.380 m

PIRELLI Qatar Round, 25 - 27 October 2018

World Supersport - Ideal Times Superpole 2

No. Rider	Nat	Bike	Seg. 1	Seg. 2	Seg. 3	Seg. 4	Ideal Time		
			Diff. 1	Diff. 2	Diff. 3	Diff. 4	Best Lap	Pos.	Diff.
1 144 L. MAHIAS	FRA	Yamaha YZF R6	26.377	30.725	29.367	33.992	2'00.461	1	
2 11 S. CORTESE	GER	Yamaha YZF R6	26.434	30.834	29.369	33.973	2'00.610	2	
3 16 J. CLUZEL	FRA	Yamaha YZF R6	26.501 0.005	30.864	29.633	34.032	2'01.030	3	0.005
4 81 L. STAPLEFORD	GBR	Yamaha YZF R6	26.578	30.817 0.075	29.632 0.029	34.199	2'01.226	4	0.104
5 6 C. PEROLARI	FRA	Yamaha YZF R6	26.475 0.185	31.091 0.033	29.428	34.266	2'01.260	5	0.218
6 98 H. BARBERA	ESP	Kawasaki ZX-6R	26.552	30.974	29.507 0.364	34.341	2'01.374	10	0.364
7 64 F. CARICASULO	ITA	Yamaha YZF R6	26.447	30.995 0.178	29.774 0.008	34.168	2'01.384	7	0.186
8 36 T. GRADINGER	AUT	Yamaha YZF R6	26.498	31.139 0.203	29.663 0.089	34.137	2'01.437	9	0.292
9 111 K. SMITH	GBR	Honda CBR600RR	26.488	31.122	29.589	34.257 0.067	2'01.456	6	0.067
10 3 R. DE ROSA	ITA	MV Agusta F3 675	26.591 0.070	30.968	29.692 0.078	34.276 0.036	2'01.527	8	0.184
11 21 R. KRUMMENACHER	SUI	Yamaha YZF R6	26.483	31.220 0.035	29.681 0.107	34.244 0.013	2'01.628	11	0.155
12 38 H. SOOMER	EST	Honda CBR600RR	26.655	31.102 0.087	29.789	34.357	2'01.903	12	0.087
Overall Ideal Time			26.377	30.725	29.367	33.973	2'00.442		

26/10/2018
 These data/results cannot be reproduced, stored and/or transmitted in whole or in part by any manner of electronic, mechanical, photocopying, recording, broadcasting or otherwise now known or herein after developed without the previous express consent by the copyright owner, except for reproduction in daily press and regular printed publications on sale to the public within 60 days of the event related to those data/results and always provided that copyright symbol appears together as follows below.
 © DORNA WSBK ORGANIZATION Srl 2018

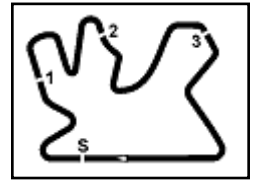
FICR PERUGIA TIMING



Official Tyre Supplier



Official Timekeeper



PIRELLI Qatar Round, 25 - 27 October 2018

World Supersport - Chronological Analysis Superpole 2

Losail International Circuit 5.380 m

1° 144 L. MAHIAS (2'00.461)								7° 64 F. CARICASULO (2'01.570)							
Lap	Seg.1	Seg.2	Seg.3	Seg.4	Lap Time	km/h	Local Time	Lap	Seg.1	Seg.2	Seg.3	Seg.4	Lap Time	km/h	Local Time
17:56'17.079								17:55'04.324							
1	36.390	31.889	31.218	35.620	2'15.117P	95,4	17:58'32.196	1	31.380	32.759	30.248	38.707	2'13.094P	150,6	17:57'17.418
2	26.505	30.919	29.604	34.013	2'01.041	272,7	18:00'33.237	2	26.659	31.231	29.774	34.211	2'01.875	271,4	17:59'19.293
3	28.753	32.114	30.335	2'46.490	4'17.692P	269,3	18:04'50.929	3	27.074	31.689	30.055	1'55.303	3'24.121P	273,4	18:02'43.414
4	35.196	32.539	30.115	34.862	2'12.712P	113,3	18:07'03.641	4	31.228	32.001	30.020	34.417	2'07.666P	133,8	18:04'51.080
5	26.377	30.725	29.367	33.992	2'00.461	274,1	18:09'04.102	5	26.690	31.184	29.992	34.184	2'02.050	268,0	18:06'53.130
6	26.464	30.962	29.575	34.271	2'01.272	270,7	18:11'05.374	6	26.564	30.995	29.895	34.229	2'01.683	268,7	18:08'54.813
								7	26.447	31.173	29.782	34.168	2'01.570	269,3	18:10'56.383
2° 11 S. CORTESE (2'00.610)								8° 3 R. DE ROSA (2'01.711)							
Lap	Seg.1	Seg.2	Seg.3	Seg.4	Lap Time	km/h	Local Time	Lap	Seg.1	Seg.2	Seg.3	Seg.4	Lap Time	km/h	Local Time
17:55'30.198								17:55'34.225							
1	38.008	31.961	30.198	34.807	2'14.974P	92,6	17:57'45.172	1	33.701	32.000	30.325	34.961	2'10.987P	135,2	17:57'45.212
2	26.591	31.228	29.520	34.148	2'01.487	272,0	17:59'46.659	2	26.765	31.318	29.793	34.276	2'02.152	263,4	17:59'47.364
3	26.477	30.891	29.635	34.082	2'01.085	270,7	18:01'47.744	3	26.661	30.968	29.770	34.312	2'01.711	267,3	18:01'49.075
4	27.294	32.791	30.594	1'45.254	3'15.933P	271,4	18:05'03.677	4	27.352	31.839	30.768	1'54.815	3'24.774P	266,7	18:05'13.849
5	30.201	31.243	29.800	34.186	2'05.430P	164,6	18:07'09.107	5	31.902	40.008	41.689	40.594	2'34.193P	165,6	18:07'48.042
6	26.434	30.834	29.369	33.973	2'00.610	271,4	18:09'09.717	6	26.624	30.990	29.918	34.344	2'01.876	264,7	18:09'49.918
7	31.419	33.039	30.633	34.523	2'09.614	272,7	18:11'19.331	7	26.591	31.016	29.692	34.496	2'01.795	265,4	18:11'51.713
3° 16 J. CLUZEL (2'01.035)								9° 36 T. GRADINGER (2'01.729)							
Lap	Seg.1	Seg.2	Seg.3	Seg.4	Lap Time	km/h	Local Time	Lap	Seg.1	Seg.2	Seg.3	Seg.4	Lap Time	km/h	Local Time
17:55'19.243								17:55'19.621							
1	32.953	32.765	30.550	35.039	2'11.307P	149,8	17:57'30.550	1	32.844	32.729	30.474	35.074	2'11.121P	148,1	17:57'30.742
2	26.508	31.130	29.736	34.117	2'01.491	270,7	17:59'32.041	2	26.894	31.139	29.663	34.275	2'01.971	273,4	17:59'32.713
3	26.501	31.041	29.758	2'58.019	4'25.319P	272,7	18:03'57.360	3	26.498	31.342	29.752	34.137	2'01.729	274,8	18:01'34.442
4	32.332	32.127	35.930	42.384	2'22.773P	155,6	18:06'20.133	4	27.633	33.481	30.500	3'08.271	4'39.885P	273,4	18:06'14.327
5	26.514	35.220	30.365	34.716	2'06.815	271,4	18:08'26.948	5	36.094	32.161	30.112	34.683	2'13.050P	119,6	18:08'27.377
6	26.506	30.864	29.633	34.032	2'01.035	273,4	18:10'27.983	6	26.537	31.222	29.936	34.342	2'02.037	273,4	18:10'29.414
4° 81 L. STAPLEFORD (2'01.330)								10° 98 H. BARBERA (2'01.738)							
Lap	Seg.1	Seg.2	Seg.3	Seg.4	Lap Time	km/h	Local Time	Lap	Seg.1	Seg.2	Seg.3	Seg.4	Lap Time	km/h	Local Time
17:55'07.547								17:55'18.603							
1	31.506	33.574	30.806	35.377	2'11.263P	156,3	17:57'18.810	1	34.290	32.910	30.677	35.280	2'13.157P	130,4	17:57'31.760
2	26.765	31.139	29.746	34.240	2'01.890	266,7	17:59'20.700	2	26.644	31.210	29.507	34.714	2'02.075	268,0	17:59'33.835
3	29.562	31.557	30.097	2'10.882	3'42.098P	268,0	18:03'02.798	3	26.878	31.170	29.706	34.483	2'02.237	269,3	18:01'36.072
4	32.775	31.973	30.365	34.592	2'09.705P	124,4	18:05'12.503	4	26.614	31.756	30.050	2'49.207	4'17.627P	267,3	18:05'53.699
5	26.587	30.915	29.846	34.379	2'01.727	265,4	18:07'14.230	5	46.613	33.362	34.880	39.530	2'34.385P	143,2	18:08'28.084
6	26.797	30.817	29.632	34.297	2'01.543	265,4	18:09'15.773	6	26.552	30.974	29.871	34.341	2'01.738	269,3	18:10'29.822
7	26.578	30.892	29.661	34.199	2'01.330	264,1	18:11'17.103								
5° 6 C. PEROLARI (2'01.478)								11° 21 R. KRUMMENACHER (2'01.783)							
Lap	Seg.1	Seg.2	Seg.3	Seg.4	Lap Time	km/h	Local Time	Lap	Seg.1	Seg.2	Seg.3	Seg.4	Lap Time	km/h	Local Time
17:55'23.136								17:55'02.170							
1	30.024	32.221	30.528	34.872	2'07.645P	164,6	17:57'30.781	1	32.390	32.632	30.429	38.026	2'13.477P	151,3	17:57'15.647
2	26.487	31.091	29.662	34.300	2'01.540	272,7	17:59'32.321	2	26.678	31.220	29.681	34.244	2'01.823	267,3	17:59'17.470
3	26.475	31.214	29.545	34.342	2'01.576	270,7	18:01'33.897	3	27.767	34.319	30.556	3'03.679	4'36.321P	268,0	18:03'53.791
4	28.281	32.821	30.743	1'44.232	3'16.077P	266,0	18:04'49.974	4	32.701	32.595	36.433	42.574	2'24.303P	132,2	18:06'18.094
5	33.803	33.281	30.666	35.582	2'13.332P	120,5	18:07'03.306	5	29.427	32.013	30.559	34.390	2'06.389	267,3	18:08'24.483
6	26.660	31.124	29.428	34.266	2'01.478	266,7	18:09'04.784	6	26.483	31.255	29.788	34.257	2'01.783	268,0	18:10'26.266
7	26.902	31.375	30.619	35.031	2'03.927	269,3	18:11'08.711								
6° 111 K. SMITH (2'01.523)								12° 38 H. SOOMER (2'01.990)							
Lap	Seg.1	Seg.2	Seg.3	Seg.4	Lap Time	km/h	Local Time	Lap	Seg.1	Seg.2	Seg.3	Seg.4	Lap Time	km/h	Local Time
17:55'02.851								17:56'10.881							
1	32.113	32.555	30.416	38.829	2'13.913P	151,0	17:57'16.764	1	43.796	31.976	30.326	35.183	2'21.281P	83,0	17:58'32.162
2	26.886	31.276	29.690	34.376	2'02.228	264,1	17:59'18.992	2	26.872	31.485	32.115	4'06.910	5'37.382P	262,1	18:04'09.544
3	26.632	31.553	29.765	34.388	2'02.338	264,7	18:01'21.330	3	34.102	32.765	30.416	35.362	2'12.645P	112,0	18:06'22.189
4	27.265	31.862	30.444	2'32.764	4'02.335P	265,4	18:05'23.665	4	26.789	31.102	30.209	34.563	2'02.663	264,7	18:08'24.852
5	33.121	33.178	35.143	40.360	2'21.802P	124,1	18:07'45.467	5	26.655	31.189	29.789	34.357	2'01.990	267,3	18:10'26.842
6	26.653	31.344	29.670	34.257	2'01.924	264,7	18:09'47.391								
7	26.488	31.122	29.589	34.324	2'01.523	265,4	18:11'48.914								

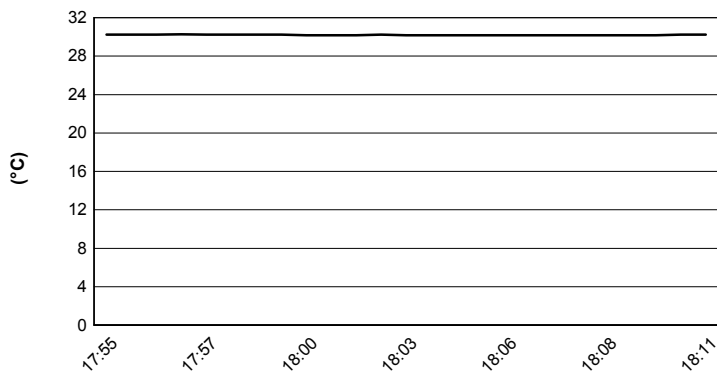
26/10/2018 P = Pits In/Out - C = Lap Time Cancelled

These data/results cannot be reproduced, stored and/or transmitted in whole or in part by any manner of electronic, mechanical, photocopying, recording, broadcasting or otherwise now known or herein after developed without the previous express consent by the copyright owner, except for reproduction in daily press and regular printed publications on sale to the public within 60 days of the event related to those data/results and always provided that copyright symbol appears together as follows below.

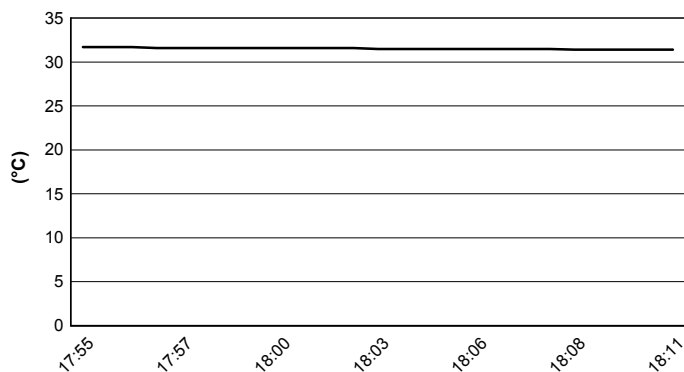
© DORNA WSBK ORGANIZATION Srl 2018

PIRELLI Qatar Round, 25 - 27 October 2018
World Supersport - Weather Report Superpole 2
 Session started 17:55 - Session ended 18:12

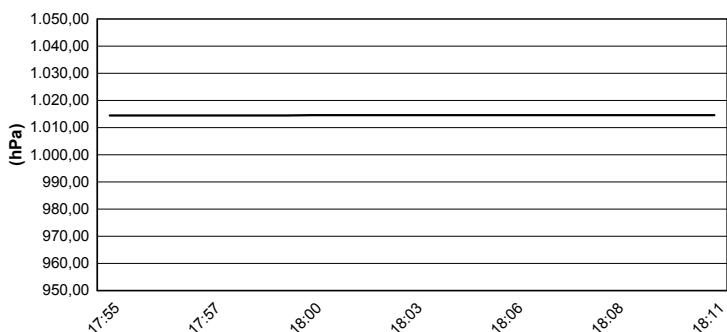
Air Temperature



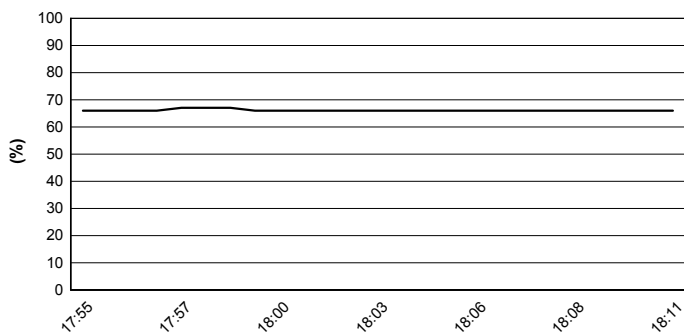
Track Temperature



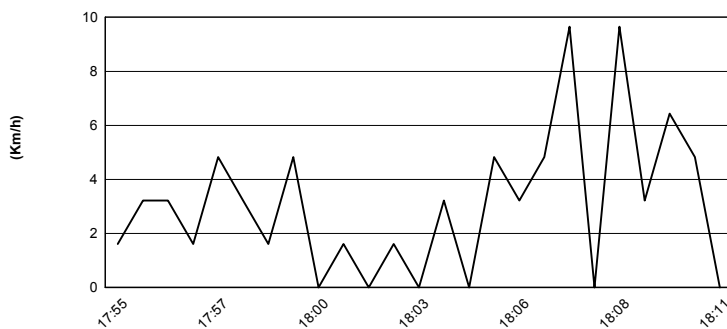
Air Pressure



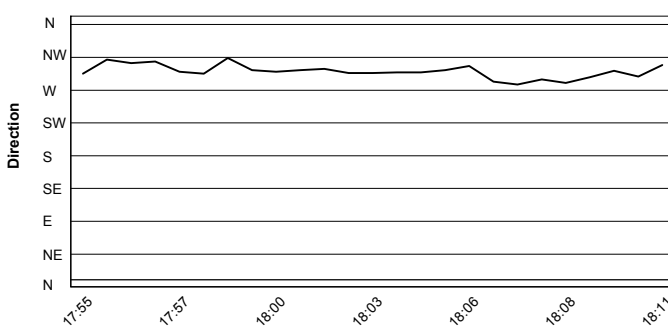
Humidity



Wind Speed



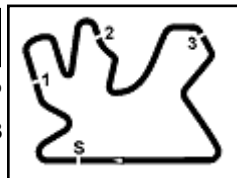
Wind Direction



26/10/2018

These data/results cannot be reproduced, stored and/or transmitted in whole or in part by any manner of electronic, mechanical, photocopying, recording, broadcasting or otherwise now known or herein after developed without the previous express consent by the copyright owner, except for reproduction in daily press and regular printed publications on sale to the public within 60 days of the event related to those data/results and always provided that copyright symbol appears together as follows below.

© DORNA WSBK ORGANIZATION Srl 2018



PIRELLI Qatar Round, 25 - 27 October 2018

World Supersport - TISSOT Superpole Award

Points	Points From First	Points From Previous	February 25	March 25	April 15	April 22	May 13	May 27	June 10	July 8	September 16	September 25	October 14	October 27			
			PHILLIP ISLAND	BURIRAM	ARAGÓN	ASSEN	IMOLA	DONINGTON PARK	BRNO	MISANO	PORTIMÃO	MAGNY COURS	VILLICUM	LOSAIL			
1 MAHIAS Lucas (FRA)	251		25	25	20	20	25	20	11	10	25	20	25	25			
2 CORTESE Sandro (GER)	200	51	13	13	25	25	7	16	25	11	16	13	16	20			
3 CARICASULO Federico (ITA)	192	59	8	20	16	16	9	13	9	10	25	20	25	20	9		
4 CLUZEL Jules (FRA)	189	62	3	7	20	10	13	20	25	16	20	13	16	13	16		
5 KRUMMENACHER Randy (SUI)	131	120	58	9	11	11	10	5	13	20	16	10	11	10	5		
6 DE ROSA Raffaele (ITA)	115	136	16	8	4	13	16	6	10	13	13	11	8	5	8		
7 STAPLEFORD Luke (GBR)	74	177	41	10	6	8	11	10	8			4		4	13		
8 OKUBO Hikari (JPN)	69	182	5	4	7	6	4	8	11	4	7	7	9		2		
9 SMITH Kyle (GBR)	69	182	0	5	5	5	6		3	5	8	9	5	8	10		
10 BADOVINI Ayrton (ITA)	57	194	12	6		7	3	4	7	9		8	7	3	3		
11 GRADINGER Thomas (AUT)	44	207	13	3		2	2		5	6	3	1	4	11	7		
12 WEST Anthony (AUS)	37	214	7	11	10	1			1	8	6						
13 PEROLARI Corentin (FRA)	35	216	2									5	10	9	11		
14 MORAIS Sheridan (POR)	34	217	1			9	7		6	7	5						
15 SOFUOGLU Kenan (TUR)	32	219	2	16				16									
16 SOOMER Hannes (EST)	28	223	4				1			3	1	6	6	7	4		
17 HARTOG Rob (NED)	19	232	9				5	11		1			2				
18 TUULI Niki (FIN)	13	238	6	1		3	8	1									
19 BARBERA Hector (ESP)	12	239	1									3	1	2	6		
20 CRESSON Loris (BEL)	11	240	1	2	1				2					6			
21 VALTULINI Stefano (ITA)	9	242	2								9						
22 ROCCOLI Massimo (ITA)	9	242	0					9									
23 WILAIROT Rattapong (THA)	9	242	0		9												
24 WAROKORN Thitipong (THA)	8	243	1		8												
25 BUSSOLOTTI Marco (ITA)	4	247	4								4						

26/10/2018

These data/results cannot be reproduced, stored and/or transmitted in whole or in part by any manner of electronic, mechanical, photocopying, recording, broadcasting or otherwise now known or herein after developed without the previous express consent by the copyright owner, except for reproduction in daily press and regular printed publications on sale to the public within 60 days of the event related to those data/results and always provided that copyright symbol appears together as follows below.

© DORNA WSBK ORGANIZATION Srl 2018

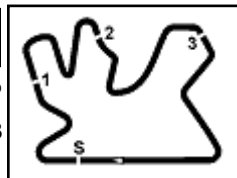
PIRELLI PERUGIA TIMING



Official Tyre Supplier



Official Timekeeper



PIRELLI Qatar Round, 25 - 27 October 2018
World Supersport - TISSOT Superpole Award

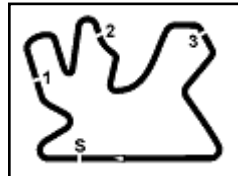
	Points	Points From First	Points From Previous	February 25 PHILLIP ISLAND	March 25 BURIRAM	April 15 ARAGÓN	April 22 ASSEN	May 13 IMOLA	May 27 DONINGTON PARK	June 10 BRNO	July 8 MISANO	September 16 PORTIMÃO	September 25 MAGNY COURS	October 14 VILLICUM	October 27 LOSAIL				
26 IRWIN Andrew (GBR)	4	247	0						4										
27 CANDUCCI Michael (ITA)	4	247	0			4													
28 SEBESTYEN Peter (HUN)	3	248	1										3						
29 STIRPE Davide (ITA)	3	248	0					3											
30 KRAISART Decha (THA)	3	248	0		3														
31 QUERO MARTINEZ Borja (ESP)	2	249	1									2							
32 GABELLINI Lorenzo (ITA)	2	249	0								2								
33 LAHTI Eemeli (FIN)	2	249	0							2									
34 MORRENTINO Nicola Jr. (ITA)	2	249	0					2											
35 KENNEDY Jack (IRL)	2	249	0		2														
36 VAN STRAALLEN Glenn (NED)	1	250	1													1			
37 STANGE Christian (GER)	1	250	0											1					

26/10/2018

These data/results cannot be reproduced, stored and/or transmitted in whole or in part by any manner of electronic, mechanical, photocopying, recording, broadcasting or otherwise now known or herein after developed without the previous express consent by the copyright owner, except for reproduction in daily press and regular printed publications on sale to the public within 60 days of the event related to those data/results and always provided that copyright symbol appears together as follows below.

© DORNA WSBK ORGANIZATION Srl 2018





PIRELLI Qatar Round, 25 - 27 October 2018

World Supersport - Superpole Ranking

	2015	2016	2017	2018
01 Phillip Island Grand Prix Circuit	Cluzel (Fra) MvA 1'33.379 (171,4 Km/h)	Sofuoglu (Tur) Kaw 1'33.142 (171,8 Km/h)	Jacobsen (Usa) MvA 1'33.128 (171,8 Km/h)	Mahias (Fra) Yam 1'33.160 (171,8 Km/h)
02 Chang International Circuit	Sofuoglu (Tur) Kaw 1'37.345 (168,4 Km/h)	Cluzel (Fra) MvA 1'38.383 (166,6 Km/h)	Cluzel (Fra) Hon 1'37.683 (167,8 Km/h)	Mahias (Fra) Yam 1'36.738 (169,5 Km/h)
03 Motorland Aragon	Cluzel (Fra) MvA 1'53.138 (161,5 Km/h)	Sofuoglu (Tur) Kaw 1'54.000 (160,3 Km/h)	Jacobsen (Usa) MvA 1'54.948 (159,0 Km/h)	Cortese (Ger) Yam 1'53.567 (160,9 Km/h)
04 TT Circuit Assen	Cluzel (Fra) MvA 1'38.015 (166,8 Km/h)	Krummenacher (Sui) Kaw 1'39.300 (164,7 Km/h)	Sofuoglu (Tur) Kaw 1'37.805 (167,2 Km/h)	Cortese (Ger) Yam 1'37.799 (167,2 Km/h)
05 Autodromo Internazionale Enzo e Dino	Cluzel (Fra) MvA 1'50.856 (160,2 Km/h)	Cluzel (Fra) MvA 1'51.132 (159,8 Km/h)	Jacobsen (Usa) MvA 1'51.611 (159,1 Km/h)	Mahias (Fra) Yam 1'53.042 (157,1 Km/h)
06 Donington Park	Sofuoglu (Tur) Kaw 1'29.925 (160,9 Km/h)	Sofuoglu (Tur) Kaw 1'30.298 (160,3 Km/h)	Sofuoglu (Tur) Kaw 1'30.904 (159,2 Km/h)	Cluzel (Fra) Yam 1'30.270 (160,3 Km/h)
07 Automotodrom Brno				Cortese (Ger) Yam 2'02.670 (158,6 Km/h)
08 Misano World Circuit "Marco Simoncelli"	Cluzel (Fra) MvA 1'37.482 (149,9 Km/h)	Caricasulo (Ita) Hon 1'38.097 (149,0 Km/h)	Sofuoglu (Tur) Kaw 1'38.672 (148,1 Km/h)	Caricasulo (Ita) Yam 1'37.694 (149,6 Km/h)
09 Autódromo Internacional do Algarve	Cluzel (Fra) MvA 1'44.554 (158,1 Km/h)		Sofuoglu (Tur) Kaw 1'45.541 (156,6 Km/h)	Mahias (Fra) Yam 1'44.588 (158,1 Km/h)
10 Magny-Cours	Jacobsen (Usa) Hon 2'00.197 (132,1 Km/h)	Sofuoglu (Tur) Kaw 1'55.461 (137,5 Km/h)	Tuuli (Fin) Yam 1'43.833 (152,9 Km/h)	Caricasulo (Ita) Yam 1'40.416 (158,1 Km/h)
11 Villicum Circuit				Mahias (Fra) Yam 1'43.026 (139,8 Km/h)
12 Losail International Circuit	Sofuoglu (Tur) Kaw 2'00.989 (160,1 Km/h)	Stapleford (Gbr) Tri 2'01.621 (159,2 Km/h)	Mahias (Fra) Yam 2'00.738 (160,4 Km/h)	Mahias (Fra) Yam 2'00.461 (160,8 Km/h)

2018

- 6 L. Mahias
- 3 S. Cortese
- 2 F. Caricasulo
- 1 J. Cluzel

ALL TIMES

- | | | |
|-------------------|-------------------|-------------------|
| 34 K. Sofuoglu | 3 I. MacPherson | 1 B. MacLeod |
| 22 S. Charpentier | 3 A. Pitt | 1 J. Vd Goorbergh |
| 20 J. Cluzel | 3 K. Curtain | 1 S. Sanna |
| 17 B. Parkes | 3 D. Salom | 1 M. Fabrizio |
| 15 K. Muggeridge | 3 S. Cortese | 1 C. Jones |
| 14 F. Foret | 2 P. Bontempi | 1 S. Morais |
| 14 S. Lowes | 2 V. Guareschi | 1 K. Coghlan |
| 10 C. Crutchlow | 2 J. Teuchert | 1 C. Davies |
| 7 L. Mahias | 2 M. Lagrive | 1 F. Marino |
| 6 S. Chambon | 2 L. Scassa | 1 L. Stapleford |
| 6 E. Laverty | 2 J. Lascorz | 1 N. Tuuli |
| 5 P. Casoli | 2 M. Pirro | 1 R. Krummenacher |
| 5 K. Fujiwara | 2 M. van der Mark | |
| 5 C. Vermeulen | 1 J. Whitham | |
| 5 P. Jacobsen | 1 M. Meregalli | |
| 4 F. Caricasulo | 1 P. Riba | |
| 3 R. Xaus | 1 C. Kellner | |

26/10/2018

These data/results cannot be reproduced, stored and/or transmitted in whole or in part by any manner of electronic, mechanical, photocopying, recording, broadcasting or otherwise now known or herein after developed without the previous express consent by the copyright owner, except for reproduction in daily press and regular printed publications on sale to the public within 60 days of the event related to those data/results and always provided that copyright symbol appears together as follows below.

© DORNA WSBK ORGANIZATION Srl 2018

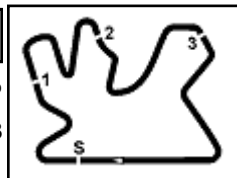
FICR PERUGIA TIMING



Official Tyre Supplier



Official Timekeeper



PIRELLI Qatar Round, 25 - 27 October 2018

World Supersport - Best Laps & Speeds

No.	Rider Bike	Nat	Best Lap		FP1		FP2		FP3		SP1		SP2				
			LL	SPD	LL	SPD	LL	SPD	LL	SPD	LL	SPD	LL	SPD			
1	144 L. MAHIAS Yamaha YZF R6	FRA	2'00.461 47 274,1		2'01.810 15 270,0		2'00.876 19 270,6		2'02.196 7 267,9				2'00.461 6 274,1				
2	11 S. CORTESE Yamaha YZF R6	GER	2'00.610 50 272,7		2'01.859 18 270,0		2'00.989 16 272,7		2'01.266 9 270,0				2'00.610 7 272,7				
3	16 J. CLUZEL Yamaha YZF R6	FRA	2'01.035 40 274,8		2'02.682 10 268,6		2'01.599 15 274,8		2'02.023 9 270,6				2'01.035 6 273,4				
4	81 L. STAPLEFORD Yamaha YZF R6	GBR	2'01.330 45 270,6		2'03.051 13 267,9		2'02.174 16 267,3		2'02.196 9 270,6				2'01.330 7 267,9				
5	21 R. KRUMMENACHER Yamaha YZF R6	SUI	2'01.394 50 274,8		2'02.414 18 267,3		2'01.394 17 274,8		2'01.870 9 270,6				2'01.783 6 267,9				
6	6 C. PEROLARI Yamaha YZF R6	FRA	2'01.478 51 272,7		2'04.563 19 263,4		2'01.723 16 271,3		2'03.164 9 269,3				2'01.478 7 272,7				
7	111 K. SMITH Honda CBR600RR	GBR	2'01.523 50 265,3		2'02.761 17 260,8		2'02.052 16 262,1		2'02.876 10 263,4				2'01.523 7 265,3				
8	64 F. CARICASULO Yamaha YZF R6	ITA	2'01.570 50 273,4		2'02.517 16 270,0		2'01.825 19 270,0		2'02.104 8 271,3				2'01.570 7 273,4				
9	3 R. DE ROSA MV Agusta F3 675	ITA	2'01.711 53 267,3		2'03.335 18 262,7		2'01.806 18 267,3		2'02.712 10 265,3				2'01.711 7 267,3				
10	36 T. GRADINGER Yamaha YZF R6	AUT	2'01.729 59 274,8		2'03.744 20 268,6		2'02.573 17 274,1		2'02.429 10 273,4		2'02.183 6 274,1		2'01.729 6 274,8				
11	98 H. BARBERA Kawasaki ZX-6R	ESP	2'01.738 41 270,0		2'03.321 10 264,0		2'01.882 17 270,0		2'02.472 8 266,0				2'01.738 6 269,3				
12	38 H. SOOMER Honda CBR600RR	EST	2'01.990 56 269,3		2'04.786 17 264,7		2'03.333 18 263,4		2'03.319 10 269,3		2'02.348 6 267,9		2'01.990 5 267,3				
13	78 H. OKUBO Kawasaki ZX-6R	JPN	2'02.369 45 275,5		2'03.115 17 267,3		2'02.369 13 270,6		2'03.401 8 270,0		2'02.904 7 275,5						
14	86 A. BADOVINI MV Agusta F3 675	ITA	2'02.643 47 269,3		2'04.297 15 258,3		2'03.194 17 264,7		2'03.425 8 258,9		2'02.643 7 269,3						
15	51 G. VAN STRAALLEN Kawasaki ZX-6R	NED	2'03.332 49 267,3		2'06.132 17 261,5		2'05.076 17 260,2		2'04.443 9 266,0		2'03.332 6 267,3						
16	56 P. SEBESTYEN Honda CBR600RR	HUN	2'03.365 54 267,3		2'05.300 19 261,5		2'03.365 18 267,3		2'03.625 10 266,6		2'03.764 7 265,3						
17	74 J. VAN SIKKELERUS Honda CBR600RR	NED	2'03.899 47 270,6		2'06.341 17 259,6		2'03.899 16 264,7		2'05.106 8 263,4		2'04.136 6 270,6						
18	49 S. HORNSEY Triumph Daytona 675	GBR	2'04.244 39 259,6		2'05.733 13 252,3		2'04.800 12 253,5		2'04.244 8 259,6		2'04.259 6 252,9						
19	84 L. CRESSON Yamaha YZF R6	BEL	2'04.143 52 277,6		2'05.147 17 273,4		2'04.679 18 273,4		2'04.143 10 272,0		2'04.636 7 277,6						
20	88 C. STANGE Kawasaki ZX-6R	GER	2'04.726 55 264,0		2'05.734 20 263,4		2'04.906 19 262,1		2'04.788 10 264,0		2'04.726 6 263,4						
21	10 N. CALERO Kawasaki ZX-6R	ESP	2'04.796 44 267,3		2'06.478 15 264,0		2'05.217 15 267,3		2'06.172 7 260,2		2'04.796 7 266,0						
22	34 J. ITURRIOZ Kawasaki ZX-6R	ARG	2'05.175 45 266,6		2'06.444 20 257,1		2'05.175 17 266,6		2'06.545 5 264,0		2'05.758 3 265,3						
23	12 A. MURLEY Honda CBR600RR	GBR	2'05.703 43 260,2		2'08.814 18 251,1		2'08.763 11 253,5		2'06.951 8 260,2		2'05.703 6 260,2						

26/10/2018

These data/results cannot be reproduced, stored and/or transmitted in whole or in part by any manner of electronic, mechanical, photocopying, recording, broadcasting or otherwise now known or herein after developed without the previous express consent by the copyright owner, except for reproduction in daily press and regular printed publications on sale to the public within 60 days of the event related to those data/results and always provided that copyright symbol appears together as follows below.

© DORNA WSBK ORGANIZATION Srl 2018

PIRELLI PERUGIA TIMING


Official Tyre Supplier



Official Timekeeper