



PIRELLI Qatar Round, 25 - 27 October 2018

World Supersport - Results Warm Up

Losail International Circuit 5.380 m

1 / 2

No.	Rider	Nat	Team	Bike	Time	Gap	Rel.	Laps	Speed	
									Avg	Max
1	6 C. PEROLARI	FRA	GMT94 Yamaha	Yamaha YZF R6	2'07.063			7	152,428	270,0
2	11 S. CORTESE	GER	Kallio Racing	Yamaha YZF R6	2'07.137	0.074	0.074	7	152,340	276,9
3	3 R. DE ROSA	ITA	MV Agusta Reparto Corse by Vamag	MV Agusta F3 675	2'07.486	0.423	0.349	7	151,923	273,4
4	144 L. MAHIAS	FRA	GRT Yamaha Official WorldSSP Team	Yamaha YZF R6	2'07.578	0.515	0.092	5	151,813	269,3
5	16 J. CLUZEL	FRA	NRT	Yamaha YZF R6	2'07.740	0.677	0.162	7	151,620	274,1
6	36 T. GRADINGER	AUT	NRT	Yamaha YZF R6	2'07.859	0.796	0.119	7	151,479	276,2
7	64 F. CARICASULO	ITA	GRT Yamaha Official WorldSSP Team	Yamaha YZF R6	2'08.083	1.020	0.224	7	151,214	272,0
8	111 K. SMITH	GBR	CIA Landlord Insurance Honda	Honda CBR600RR	2'08.113	1.050	0.030	7	151,179	268,7
9	21 R. KRUMMENACHER	SUI	BARDAHL Evan Bros. WorldSSP Team	Yamaha YZF R6	2'09.042	1.979	0.929	7	150,091	272,0
10	56 P. SEBESTYEN	HUN	CIA Landlord Insurance Honda	Honda CBR600RR	2'10.504	3.441	1.462	7	148,409	268,7
11	78 H. OKUBO	JPN	Kawasaki Puccetti Racing	Kawasaki ZX-6R	2'11.205	4.142	0.701	7	147,616	271,4
12	98 H. BARBERA	ESP	Kawasaki Puccetti Racing	Kawasaki ZX-6R	2'11.693	4.630	0.488	3	147,069	267,3
13	49 S. HORNSEY	GBR	Profile Racing	Triumph Daytona 675	2'12.357	5.294	0.664	5	146,332	262,1
14	74 J. VAN SIKKELERUS	NED	GEMAR Team Lorini	Honda CBR600RR	2'12.939	5.876	0.582	7	145,691	262,8
15	34 J. ITURRIOZ	ARG	Team GoEleven Kawasaki	Kawasaki ZX-6R	2'13.132	6.069	0.193	6	145,480	262,1
16	84 L. CRESSON	BEL	Kallio Racing	Yamaha YZF R6	2'13.372	6.309	0.240	6	145,218	273,4
17	38 H. SOOMER	EST	Racedays	Honda CBR600RR	2'14.357	7.294	0.985	2	144,153	
18	86 A. BADOVINI	ITA	MV Agusta Reparto Corse by Vamag	MV Agusta F3 675	2'14.588	7.525	0.231	4	143,906	261,5
19	10 N. CALERO	ESP	Orelac Racing VerdNatura	Kawasaki ZX-6R	2'15.620	8.557	1.032	7	142,811	266,0
20	51 G. VAN STRAALLEN	NED	EAB antwest Racing	Kawasaki ZX-6R	2'16.531	9.468	0.911	4	141,858	264,1
21	12 A. MURLEY	GBR	GEMAR Team Lorini	Honda CBR600RR	2'24.107	17.044	7.576	3	134,400	259,0
22	88 C. STANGE	GER	Team GoEleven Kawasaki	Kawasaki ZX-6R	2'31.845	24.782	7.738	4	127,551	256,5
23	81 L. STAPLEFORD	GBR	Profile Racing	Yamaha YZF R6				0		148,1

AIR	Humidity:	72%	Temp:	28°C
TRACK	Condition:	Wet	Temp:	26°C

Records	Pole (SP2)	2018	L.Mahias	2'00.461	160,780	Km/h
	Race (RC)	2017	K.Sofuoglu	2'01.832	158,970	Km/h
	Circuit (SP2)	2018	L.Mahias	2'00.461	160,780	Km/h

Start 27/10/2018 16:45 End 17:02 The results are provisional until the end of the time limit for protests and appeals and the completion of the technical checks.

These data/results cannot be reproduced, stored and/or transmitted in whole or in part by any manner of electronic, mechanical, photocopying, recording, broadcasting or otherwise now known or herein after developed without the previous express consent by the copyright owner, except for reproduction in daily press and regular printed publications on sale to the public within 60 days of the event related to those data/results and always provided that copyright symbol appears together as follows below.

© DORNA WSBK ORGANIZATION Srl 2018

PIRELLI Qatar Round, 25 - 27 October 2018

World Supersport - Results Warm Up

Losail International Circuit 5.380 m

2 / 2

Session Highlights

Local Time	No. Rider	Description
16.45.00		Start
16.45.07		WorldSSP Pit Intervention Time: 1min 11secs
16.56.08	38 H. SOOMER	Check Transponder
17.02.30		End Of Session

Fastest Laps Sequence

No.	Rider	Nat	Team	Bike	Local Time	Time	Gap	Avg
111	K. SMITH	GBR	CIA Landlord Insurance Honda	Honda CBR600RR	16:50'05.529	2'17.610		140,746
78	H. OKUBO	JPN	Kawasaki Puccetti Racing	Kawasaki ZX-6R	16:50'07.272	2'17.460	-0.150	140,899
3	R. DE ROSA	ITA	MV Agusta Reparto Corse by Vomag	MV Agusta F3 675	16:50'13.591	2'16.205	-1.255	142,197
16	J. CLUZEL	FRA	NRT	Yamaha YZF R6	16:50'38.384	2'13.990	-2.215	144,548
111	K. SMITH	GBR	CIA Landlord Insurance Honda	Honda CBR600RR	16:52'17.931	2'12.402	-1.588	146,282
6	C. PEROLARI	FRA	GMT94 Yamaha	Yamaha YZF R6	16:52'19.778	2'11.587	-0.815	147,188
16	J. CLUZEL	FRA	NRT	Yamaha YZF R6	16:52'48.341	2'09.957	-1.630	149,034
6	C. PEROLARI	FRA	GMT94 Yamaha	Yamaha YZF R6	16:54'29.074	2'09.296	-0.661	149,796
16	J. CLUZEL	FRA	NRT	Yamaha YZF R6	16:54'56.643	2'08.302	-0.994	150,956
6	C. PEROLARI	FRA	GMT94 Yamaha	Yamaha YZF R6	16:56'37.146	2'08.072	-0.230	151,227
16	J. CLUZEL	FRA	NRT	Yamaha YZF R6	16:57'04.589	2'07.946	-0.126	151,376
11	S. CORTESE	GER	Kallio Racing	Yamaha YZF R6	16:57'36.817	2'07.602	-0.344	151,784
144	L. MAHIAS	FRA	GRT Yamaha Official WorldSSP Team	Yamaha YZF R6	16:57'55.868	2'07.578	-0.024	151,813
6	C. PEROLARI	FRA	GMT94 Yamaha	Yamaha YZF R6	16:58'44.209	2'07.063	-0.515	152,428

Start 16:45 End 17:02 The results are provisional until the end of the time limit for protests and appeals and the completion of the technical checks.

These data/results cannot be reproduced, stored and/or transmitted in whole or in part by any manner of electronic, mechanical, photocopying, recording, broadcasting or otherwise now known or herein after developed without the previous express consent by the copyright owner, except for reproduction in daily press and regular printed publications on sale to the public within 60 days of the event related to those data/results and always provided that copyright symbol appears together as follows below.

© DORNA WSBK ORGANIZATION Srl 2018

PIRELLI Qatar Round, 25 - 27 October 2018
World Supersport - Best Sectors & Speed Warm Up

Losail International Circuit 5.380 m

BEST LAP

1	6 C. PEROLARI	Yamaha YZF R6	2'07.063
2	11 S. CORTESE	Yamaha YZF R6	2'07.137
3	3 R. DE ROSA	MV Agusta F3 675	2'07.486
4	144 L. MAHIAS	Yamaha YZF R6	2'07.578
5	16 J. CLUZEL	Yamaha YZF R6	2'07.740
6	36 T. GRADINGER	Yamaha YZF R6	2'07.859
7	64 F. CARICASULO	Yamaha YZF R6	2'08.083
8	111 K. SMITH	Honda CBR600RR	2'08.113
9	21 R. KRUMMENACHER	Yamaha YZF R6	2'09.042
10	56 P. SEBESTYEN	Honda CBR600RR	2'10.504
11	78 H. OKUBO	Kawasaki ZX-6R	2'11.205
12	98 H. BARBERA	Kawasaki ZX-6R	2'11.693
13	49 S. HORNSEY	Triumph Daytona 675	2'12.357
14	74 J. VAN SIKKELERUS	Honda CBR600RR	2'12.939
15	34 J. ITURRIOZ	Kawasaki ZX-6R	2'13.132
16	84 L. CRESSON	Yamaha YZF R6	2'13.372
17	38 H. SOOMER	Honda CBR600RR	2'14.357
18	86 A. BADOVINI	MV Agusta F3 675	2'14.588
19	10 N. CALERO	Kawasaki ZX-6R	2'15.620
20	51 G. VAN STRAALLEN	Kawasaki ZX-6R	2'16.531
21	12 A. MURLEY	Honda CBR600RR	2'24.107
22	88 C. STANGE	Kawasaki ZX-6R	2'31.845
23	81 L. STAPLEFORD	Yamaha YZF R6	

SPEED

1	11 S. CORTESE	Yamaha YZF R6	276,9
2	36 T. GRADINGER	Yamaha YZF R6	276,2
3	16 J. CLUZEL	Yamaha YZF R6	274,1
4	3 R. DE ROSA	MV Agusta F3 675	273,4
5	84 L. CRESSON	Yamaha YZF R6	273,4
6	21 R. KRUMMENACHER	Yamaha YZF R6	272,0
7	64 F. CARICASULO	Yamaha YZF R6	272,0
8	78 H. OKUBO	Kawasaki ZX-6R	271,4
9	6 C. PEROLARI	Yamaha YZF R6	270,0
10	144 L. MAHIAS	Yamaha YZF R6	269,3
11	111 K. SMITH	Honda CBR600RR	268,7
12	56 P. SEBESTYEN	Honda CBR600RR	268,7
13	98 H. BARBERA	Kawasaki ZX-6R	267,3
14	10 N. CALERO	Kawasaki ZX-6R	266,0
15	51 G. VAN STRAALLEN	Kawasaki ZX-6R	264,1
16	74 J. VAN SIKKELERUS	Honda CBR600RR	262,8
17	49 S. HORNSEY	Triumph Daytona 675	262,1
18	34 J. ITURRIOZ	Kawasaki ZX-6R	262,1
19	86 A. BADOVINI	MV Agusta F3 675	261,5
20	12 A. MURLEY	Honda CBR600RR	259,0
21	88 C. STANGE	Kawasaki ZX-6R	256,5
22	81 L. STAPLEFORD	Yamaha YZF R6	148,1

SEG. 1

1	16 J. CLUZEL	26.945
2	11 S. CORTESE	26.953
3	6 C. PEROLARI	27.102
4	36 T. GRADINGER	27.168
5	144 L. MAHIAS	27.252
6	64 F. CARICASULO	27.270
7	21 R. KRUMMENACHER	27.272
8	3 R. DE ROSA	27.310
9	111 K. SMITH	27.411
10	56 P. SEBESTYEN	27.928
11	78 H. OKUBO	27.964
12	84 L. CRESSON	28.106
13	49 S. HORNSEY	28.114
14	98 H. BARBERA	28.233
15	34 J. ITURRIOZ	28.271
16	74 J. VAN SIKKELERUS	28.609
17	10 N. CALERO	29.040
18	86 A. BADOVINI	29.102
19	51 G. VAN STRAALLEN	29.292
20	12 A. MURLEY	30.583
21	88 C. STANGE	33.253

SEG. 2

1	6 C. PEROLARI	32.464
2	16 J. CLUZEL	32.562
3	3 R. DE ROSA	32.617
4	144 L. MAHIAS	32.636
5	64 F. CARICASULO	32.717
6	111 K. SMITH	32.734
7	36 T. GRADINGER	32.769
8	11 S. CORTESE	32.829
9	21 R. KRUMMENACHER	33.303
10	49 S. HORNSEY	33.341
11	56 P. SEBESTYEN	33.382
12	78 H. OKUBO	33.504
13	98 H. BARBERA	33.663
14	34 J. ITURRIOZ	33.879
15	74 J. VAN SIKKELERUS	33.926
16	84 L. CRESSON	33.996
17	86 A. BADOVINI	34.475
18	10 N. CALERO	34.688
19	51 G. VAN STRAALLEN	34.812
20	12 A. MURLEY	36.240
21	81 L. STAPLEFORD	36.996
22	88 C. STANGE	37.433

SEG. 3

1	144 L. MAHIAS	31.234
2	11 S. CORTESE	31.268
3	6 C. PEROLARI	31.320
4	3 R. DE ROSA	31.415
5	111 K. SMITH	31.445
6	36 T. GRADINGER	31.687
7	64 F. CARICASULO	31.865
8	16 J. CLUZEL	31.905
9	21 R. KRUMMENACHER	31.913
10	98 H. BARBERA	32.285
11	78 H. OKUBO	32.388
12	56 P. SEBESTYEN	32.435
13	49 S. HORNSEY	32.606
14	74 J. VAN SIKKELERUS	32.610
15	84 L. CRESSON	32.804
16	34 J. ITURRIOZ	32.970
17	10 N. CALERO	33.480
18	86 A. BADOVINI	33.536
19	51 G. VAN STRAALLEN	33.774
20	12 A. MURLEY	35.262
21	81 L. STAPLEFORD	36.507
22	88 C. STANGE	36.670

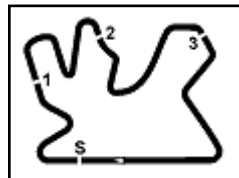
SEG. 4

1	11 S. CORTESE	35.978
2	16 J. CLUZEL	35.983
3	6 C. PEROLARI	36.078
4	144 L. MAHIAS	36.089
5	3 R. DE ROSA	36.131
6	36 T. GRADINGER	36.207
7	64 F. CARICASULO	36.231
8	111 K. SMITH	36.456
9	21 R. KRUMMENACHER	36.554
10	56 P. SEBESTYEN	36.654
11	84 L. CRESSON	37.081
12	78 H. OKUBO	37.173
13	74 J. VAN SIKKELERUS	37.472
14	34 J. ITURRIOZ	37.475
15	86 A. BADOVINI	37.475
16	98 H. BARBERA	37.512
17	49 S. HORNSEY	37.572
18	10 N. CALERO	38.412
19	51 G. VAN STRAALLEN	38.653
20	12 A. MURLEY	39.815
21	88 C. STANGE	40.841

27/10/2018

These data/results cannot be reproduced, stored and/or transmitted in whole or in part by any manner of electronic, mechanical, photocopying, recording, broadcasting or otherwise now known or herein after developed without the previous express consent by the copyright owner, except for reproduction in daily press and regular printed publications on sale to the public within 60 days of the event related to those data/results and always provided that copyright symbol appears together as follows below.

© DORNA WSBK ORGANIZATION Srl 2018



PIRELLI Qatar Round, 25 - 27 October 2018

World Supersport - Ideal Times Warm Up

Losail International Circuit 5.380 m

No.	Rider	Nat	Bike	Seg. 1	Seg. 2	Seg. 3	Seg. 4	Ideal Time		
				Diff. 1	Diff. 2	Diff. 3	Diff. 4	Best Lap	Pos.	Diff.
1	6 C. PEROLARI	FRA	Yamaha YZF R6	27.102	32.464 0.079	31.320	36.078 0.020	2'06.964 2'07.063	2	0.099
2	11 S. CORTESE	GER	Yamaha YZF R6	26.953	32.829 0.018	31.268	35.978 0.091	2'07.028 2'07.137	3	0.109
3	144 L. MAHIAS	FRA	Yamaha YZF R6	27.252 0.367	32.636	31.234	36.089	2'07.211 2'07.578	5	0.367
4	16 J. CLUZEL	FRA	Yamaha YZF R6	26.945	32.562 0.130	31.905 0.207	35.983 0.008	2'07.395 2'07.740	6	0.345
5	3 R. DE ROSA	ITA	MV Agusta F3 675	27.310	32.617 0.013	31.415	36.131	2'07.473 2'07.486	4	0.013
6	36 T. GRADINGER	AUT	Yamaha YZF R6	27.168	32.769	31.687	36.207 0.028	2'07.831 2'07.859	7	0.028
7	111 K. SMITH	GBR	Honda CBR600RR	27.411	32.734	31.445 0.067	36.456	2'08.046 2'08.113	9	0.067
8	64 F. CARICASULO	ITA	Yamaha YZF R6	27.270	32.717	31.865	36.231	2'08.083 2'08.083	8	
9	21 R. KRUMMENACHER	SUI	Yamaha YZF R6	27.272	33.303	31.913	36.554	2'09.042 2'09.042	10	
10	56 P. SEBESTYEN	HUN	Honda CBR600RR	27.928	33.382	32.435	36.654 0.105	2'10.399 2'10.504	11	0.105
11	78 H. OKUBO	JPN	Kawasaki ZX-6R	27.964 0.120	33.504	32.388 0.003	37.173 0.053	2'11.029 2'11.205	12	0.176
12	49 S. HORNSEY	GBR	Triumph Daytona 675	28.114 0.367	33.341 0.357	32.606	37.572	2'11.633 2'12.357	14	0.724
13	98 H. BARBERA	ESP	Kawasaki ZX-6R	28.233	33.663	32.285	37.512	2'11.693 2'11.693	13	
14	84 L. CRESSON	BEL	Yamaha YZF R6	28.106 0.265	33.996 0.536	32.804	37.081 0.584	2'11.987 2'13.372	17	1.385
15	34 J. ITURRIOZ	ARG	Kawasaki ZX-6R	28.271	33.879 0.388	32.970	37.475 0.149	2'12.595 2'13.132	16	0.537
16	74 J. VAN SIKKELERUS	NED	Honda CBR600RR	28.609 0.038	33.926 0.020	32.610	37.472 0.264	2'12.617 2'12.939	15	0.322
17	86 A. BADOVINI	ITA	MV Agusta F3 675	29.102	34.475	33.536	37.475	2'14.588 2'14.588	19	
18	10 N. CALERO	ESP	Kawasaki ZX-6R	29.040	34.688	33.480	38.412	2'15.620 2'15.620	20	
19	51 G. VAN STRAALLEN	NED	Kawasaki ZX-6R	29.292	34.812	33.774	38.653	2'16.531 2'16.531	21	
20	12 A. MURLEY	GBR	Honda CBR600RR	30.583 0.905	36.240 1.143	35.262 0.159	39.815	2'21.900 2'24.107	22	2.207
21	88 C. STANGE	GER	Kawasaki ZX-6R	33.253	37.433 2.409	36.670 1.115	40.841 0.124	2'28.197 2'31.845	23	3.648
Overall Ideal Time				26.945	32.464	31.234	35.978	2'06.621		

27/10/2018

These data/results cannot be reproduced, stored and/or transmitted in whole or in part by any manner of electronic, mechanical, photocopying, recording, broadcasting or otherwise now known or herein after developed without the previous express consent by the copyright owner, except for reproduction in daily press and regular printed publications on sale to the public within 60 days of the event related to those data/results and always provided that copyright symbol appears together as follows below.

© DORNA WSBK ORGANIZATION Srl 2018

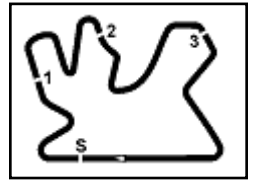
FICR PERUGIA TIMING



Official Tyre Supplier



Official Timekeeper



PIRELLI Qatar Round, 25 - 27 October 2018

World Supersport - Chronological Analysis Warm Up

Losail International Circuit 5.380 m

1 / 2

1° 6 C. PEROLARI (2'07.063)								7° 64 F. CARICASULO (2'08.083)							
Lap	Seg.1	Seg.2	Seg.3	Seg.4	Lap Time	km/h	Local Time	Lap	Seg.1	Seg.2	Seg.3	Seg.4	Lap Time	km/h	Local Time
								16:45'16.021							
1	40.808	36.682	35.924	39.208	2'32.622P	93,8	16:47'48.643	1	36.197	37.163	38.182	43.231	2'34.773P	131,4	16:48'24.629
2	29.493	34.724	33.976	41.355	2'19.548	264,1	16:50'08.191	2	29.075	34.346	33.851	37.975	2'15.247	267,3	16:50'39.876
3	28.325	33.485	32.610	37.167	2'11.587	270,0	16:52'19.778	3	29.156	34.050	33.316	37.449	2'13.971	270,0	16:52'53.847
4	27.664	32.879	31.843	36.910	2'09.296	270,0	16:54'29.074	4	27.951	33.454	32.482	36.832	2'10.719	270,7	16:55'04.566
5	27.307	32.780	31.671	36.314	2'08.072	268,0	16:56'37.146	5	31.835	33.566	32.657	37.537	2'15.595	271,4	16:57'20.161
6	27.102	32.543	31.320	36.098	2'07.063	269,3	16:58'44.209	6	27.499	32.900	31.902	36.440	2'08.741	271,4	16:59'28.902
7	27.161	32.464	31.381	36.078	2'07.084	270,0	17:00'51.293	7	27.270	32.717	31.865	36.231	2'08.083	272,0	17:01'36.985

2° 11 S. CORTESE (2'07.137)								8° 111 K. SMITH (2'08.113)							
Lap	Seg.1	Seg.2	Seg.3	Seg.4	Lap Time	km/h	Local Time	Lap	Seg.1	Seg.2	Seg.3	Seg.4	Lap Time	km/h	Local Time
								16:46'11.280							
1	36.774	37.969	37.994	41.071	2'33.808P	140,3	16:48'45.088	1	35.123	36.577	35.679	39.308	2'26.687P	150,8	16:47'47.919
2	31.266	36.398	35.162	38.687	2'21.513	237,9	16:51'06.601	2	29.453	34.970	34.259	38.928	2'17.610	264,1	16:50'05.529
3	28.837	34.298	32.938	37.235	2'13.308	268,0	16:53'19.909	3	28.224	33.390	32.924	37.864	2'12.402	264,7	16:52'17.931
4	27.628	33.086	31.922	36.670	2'09.306	271,4	16:55'29.215	4	27.797	32.995	32.069	40.838	2'13.699	266,0	16:54'31.630
5	27.285	32.829	31.510	35.978	2'07.602	272,7	16:57'36.817	5	27.594	33.115	32.108	37.268	2'10.085	267,3	16:56'41.715
6	27.469	35.344	32.085	36.410	2'11.308	276,9	16:59'48.125	6	27.411	32.734	31.512	36.456	2'08.113	268,0	16:58'49.828
7	26.953	32.847	31.268	36.069	2'07.137	274,8	17:01'55.262	7	31.436	33.108	31.445	36.592	2'12.581	268,7	17:01'02.409

3° 3 R. DE ROSA (2'07.486)								9° 21 R. KRUMMENACHER (2'09.042)							
Lap	Seg.1	Seg.2	Seg.3	Seg.4	Lap Time	km/h	Local Time	Lap	Seg.1	Seg.2	Seg.3	Seg.4	Lap Time	km/h	Local Time
								16:45'31.501							
1	36.347	35.350	33.872	40.316	2'25.885P	150,4	16:47'57.386	1	34.314	35.514	35.435	40.005	2'25.268P	142,5	16:47'52.038
2	28.948	34.256	33.939	39.062	2'16.205	261,5	16:50'13.591	2	30.838	36.283	35.153	39.945	2'22.219	242,7	16:50'14.257
3	28.407	33.799	32.831	37.038	2'12.075	264,1	16:52'25.666	3	28.996	33.894	33.742	37.961	2'14.593	264,7	16:52'28.850
4	27.799	33.144	32.308	36.975	2'10.226	266,7	16:54'35.892	4	28.276	34.218	33.923	37.821	2'14.238	270,0	16:54'43.088
5	27.605	33.047	32.011	36.535	2'09.198	273,4	16:56'45.090	5	27.825	34.027	33.139	37.407	2'12.398	271,4	16:56'55.486
6	27.431	32.617	31.981	36.187	2'08.216	270,7	16:58'53.306	6	27.708	33.685	32.769	36.767	2'10.929	270,7	16:59'06.415
7	27.310	32.630	31.415	36.131	2'07.486	268,7	17:01'00.792	7	27.272	33.303	31.913	36.554	2'09.042	272,0	17:01'15.457

4° 144 L. MAHIAS (2'07.578)								10° 56 P. SEBESTYEN (2'10.504)							
Lap	Seg.1	Seg.2	Seg.3	Seg.4	Lap Time	km/h	Local Time	Lap	Seg.1	Seg.2	Seg.3	Seg.4	Lap Time	km/h	Local Time
								16:47'20.287							
1	33.518	34.158	33.856	39.216	2'20.748P	143,4	16:49'41.035	1	36.100	37.680	36.424	40.172	2'30.376P	141,4	16:47'51.209
2	29.671	34.051	33.165	2'14.857	3'51.744P	223,6	16:53'32.779	2	30.093	35.490	34.127	38.330	2'18.040	260,9	16:50'09.249
3	33.815	33.013	32.155	36.528	2'15.511P	124,3	16:55'48.290	3	28.861	34.239	33.036	37.837	2'13.973	266,0	16:52'23.222
4	27.619	32.636	31.234	36.089	2'07.578	268,0	16:57'55.868	4	28.259	33.828	32.758	37.218	2'12.063	265,4	16:54'35.285
5	27.252	32.968	31.326	36.160	2'07.706	269,3	17:00'03.574	5	27.982	33.592	32.716	36.654	2'10.944	266,7	16:56'46.229
								16:58'57.378							
6								6	28.235	33.615	32.449	36.850	2'11.149	268,7	16:58'57.378
7								7	27.928	33.382	32.435	36.759	2'10.504	268,7	17:01'07.882

5° 16 J. CLUZEL (2'07.740)								11° 78 H. OKUBO (2'11.205)							
Lap	Seg.1	Seg.2	Seg.3	Seg.4	Lap Time	km/h	Local Time	Lap	Seg.1	Seg.2	Seg.3	Seg.4	Lap Time	km/h	Local Time
								16:45'54.086							
1	34.770	37.261	37.630	40.647	2'30.308P	137,1	16:48'24.394								
2	28.883	33.909	33.725	37.473	2'13.990	268,7	16:50'38.384	1	34.244	36.815	35.654	39.381	2'26.094P	153,2	16:47'49.812
3	27.789	33.007	32.446	36.715	2'09.957	270,7	16:52'48.341	2	30.172	35.074	33.743	38.471	2'17.460	266,7	16:50'07.272
4	27.185	32.678	31.905	36.534	2'08.302	272,7	16:54'56.643	3	29.686	33.967	32.498	37.858	2'14.009	270,0	16:52'21.281
5	27.120	32.562	32.176	36.088	2'07.946	273,4	16:57'04.589	4	28.355	33.650	32.658	37.539	2'12.202	270,7	16:54'33.483
6	26.945	32.692	32.112	35.991	2'07.740	273,4	16:59'12.329	5	28.084	33.504	32.391	37.226	2'11.205	270,0	16:56'44.688
7	30.902	33.221	31.952	35.983	2'12.058	274,1	17:01'24.387	6	28.233	33.530	32.388	37.173	2'11.324	271,4	16:58'56.012
								17:01'07.683							
7								7	27.964	33.636	32.607	37.464	2'11.671	271,4	17:01'07.683

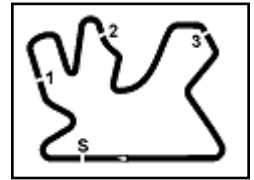
6° 36 T. GRADINGER (2'07.859)								12° 98 H. BARBERA (2'11.693)							
Lap	Seg.1	Seg.2	Seg.3	Seg.4	Lap Time	km/h	Local Time	Lap	Seg.1	Seg.2	Seg.3	Seg.4	Lap Time	km/h	Local Time
								16:45'39.507							
1	35.681	36.558	34.887	39.716	2'26.842P	151,5	16:48'06.349								
2	30.312	35.612	34.484	38.521	2'18.929	267,3	16:50'25.278	1	34.594	36.343	35.685	9'16.042	11'02.664P	150,4	16:56'38.582
3	29.188	34.325	33.220	37.604	2'14.337	270,7	16:52'39.615	2	35.057	36.360	33.964	38.613	2'23.994P	151,0	16:59'02.576
4	28.661	33.312	32.661	36.960	2'11.594	271,4	16:54'51.209	3	28.233	33.663	32.285	37.512	2'11.693	267,3	17:01'14.269
5	27.971	33.297	32.217	36.405	2'14.890	272,7	16:57'06.099								
6	27.168	32.769	31.687	36.235	2'07.859	275,5	16:59'13.958								
7	27.402	33.029	31.797	36.207	2'08.435	276,2	17:01'22.393								

27/10/2018 P = Pits In/Out - C = Lap Time Cancelled

These data/results cannot be reproduced, stored and/or transmitted in whole or in part by any manner of electronic, mechanical, photocopying, recording, broadcasting or otherwise now known or herein after developed without the previous express consent by the copyright owner, except for reproduction in daily press and regular printed publications on sale to the public within 60 days of the event related to those data/results and always provided that copyright symbol appears together as follows below.

© DORNA WSBK ORGANIZATION Srl 2018





PIRELLI Qatar Round, 25 - 27 October 2018

World Supersport - Chronological Analysis Warm Up

Losail International Circuit 5.380 m

2 / 2

13° 49 S. HORNSEY (2'12.357)							
Lap	Seg.1	Seg.2	Seg.3	Seg.4	Lap Time	km/h	Local Time
							16:45'22.795
1	35.510	36.839	36.251	40.004	2'28.604P	134,5	16:47'51.399
2	30.399	35.525	33.712	38.397	2'18.033	251,2	16:50'09.432
3	29.000	34.154	32.929	37.909	2'13.992	262,1	16:52'23.424
4	28.481	33.698	32.606	37.572	2'12.357	259,6	16:54'35.781
5	28.114	33.341	32.900	38.301	2'12.656	255,9	16:56'48.437

14° 74 J. VAN SIKKELERUS (2'12.939)							
Lap	Seg.1	Seg.2	Seg.3	Seg.4	Lap Time	km/h	Local Time
							16:45'45.764
1	39.428	39.074	37.792	42.979	2'39.273P	135,0	16:48'25.037
2	30.146	34.911	34.000	38.681	2'17.738	262,1	16:50'42.775
3	29.645	34.867	34.198	38.283	2'16.993		16:52'59.768
4	29.251	34.370	33.087	37.511	2'14.219	262,1	16:55'13.987
5	29.867	34.623	33.977	38.321	2'16.788	262,8	16:57'30.775
6	28.609	33.926	33.123	37.472	2'13.130	262,1	16:59'43.905
7	28.647	33.946	32.610	37.736	2'12.939	262,8	17:01'56.844

15° 34 J. ITURRIOZ (2'13.132)							
Lap	Seg.1	Seg.2	Seg.3	Seg.4	Lap Time	km/h	Local Time
							16:48'11.896
1	38.938	40.818	35.254	41.423	2'36.433P	116,1	16:50'48.329
2	30.436	35.093	34.240	38.850	2'18.619	252,3	16:53'06.948
3	29.217	34.212	33.719	38.233	2'15.381	257,1	16:55'22.329
4	28.965	33.879	33.226	38.018	2'14.088	258,4	16:57'36.417
5	28.475	34.107	33.106	37.475	2'13.163	259,0	16:59'49.580
6	28.271	34.267	32.970	37.624	2'13.132	262,1	17:02'02.712

16° 84 L. CRESSON (2'13.372)							
Lap	Seg.1	Seg.2	Seg.3	Seg.4	Lap Time	km/h	Local Time
							16:46'32.274
1	37.314	36.949	35.973	41.974	2'32.210P	110,5	16:49'04.484
2	31.215	35.996	34.724	39.070	2'21.005	264,1	16:51'25.489
3	29.530	35.586	33.777	38.619	2'17.512	272,0	16:53'43.001
4	28.371	34.532	32.804	37.665	2'13.372	271,4	16:55'56.373
5	28.106	34.161	34.925	37.081	2'14.273	273,4	16:58'10.646
6	28.686	33.996	42.163	37.594	2'22.439	272,7	17:00'33.085

17° 38 H. SOOMER (2'14.357)							
Lap	Seg.1	Seg.2	Seg.3	Seg.4	Lap Time	km/h	Local Time
							16:55'43.058
1					2'15.776P		16:57'58.834
2					2'14.357		17:00'13.191

18° 86 A. BADOVINI (2'14.588)							
Lap	Seg.1	Seg.2	Seg.3	Seg.4	Lap Time	km/h	Local Time
							16:45'44.494
1	41.640	38.869	37.715	43.528	2'41.752P	107,5	16:48'26.246
2	32.781	38.060	36.643	6'33.070	8'20.554P	251,2	16:56'46.800
3	39.216	37.096	37.275	39.383	2'32.970P	116,6	16:59'19.770
4	29.102	34.475	33.536	37.475	2'14.588	261,5	17:01'34.358

19° 10 N. CALERO (2'15.620)							
Lap	Seg.1	Seg.2	Seg.3	Seg.4	Lap Time	km/h	Local Time
							16:45'28.981
1	39.470	40.128	38.569	43.231	2'41.398P	136,0	16:48'10.379
2	32.207	37.455	36.795	41.356	2'27.813	260,2	16:50'38.192
3	30.870	35.990	35.931	39.600	2'22.391	259,6	16:53'00.583
4	29.606	35.251	34.427	39.209	2'18.493	262,8	16:55'19.076
5	29.749	35.381	33.983	38.518	2'17.631	261,5	16:57'36.707
6	29.040	34.688	33.480	38.412	2'15.620	266,0	16:59'52.327

20° 51 G. VAN STRAALEN (2'16.531)							
Lap	Seg.1	Seg.2	Seg.3	Seg.4	Lap Time	km/h	Local Time
							16:46'23.616
1	38.552	39.203	39.414	43.267	2'40.436P	124,6	16:49'04.052
2	31.902	37.061	35.424	40.504	2'24.891	253,5	16:51'28.943
3	29.872	35.625	34.442	39.317	2'19.256	261,5	16:53'48.199
4	29.292	34.812	33.774	38.653	2'16.531	264,1	16:56'04.730

21° 12 A. MURLEY (2'24.107)							
Lap	Seg.1	Seg.2	Seg.3	Seg.4	Lap Time	km/h	Local Time
							16:45'58.307
1	39.995	40.911	41.053	47.091	2'49.050P	112,5	16:48'47.357
2	34.028	39.023	38.511	43.608	2'35.170	225,5	16:51'22.527
3	31.488	37.383	35.421	39.815	2'24.107	241,1	16:53'46.634

22° 88 C. STANGE (2'31.845)							
Lap	Seg.1	Seg.2	Seg.3	Seg.4	Lap Time	km/h	Local Time
							16:48'23.747
1	41.552	42.307	41.464	43.059	2'48.382P	105,6	16:51'12.129
2	33.253	39.842	37.785	40.965	2'31.845	235,3	16:53'43.974
3	34.583	38.951	37.787	2'38.396	4'29.717P	256,5	16:58'13.691
4	34.922	37.433	36.670	40.841	2'29.866P	138,3	17:00'43.557

23° 81 L. STAPLEFORD							
Lap	Seg.1	Seg.2	Seg.3	Seg.4	Lap Time	km/h	Local Time
							16:45'28.003

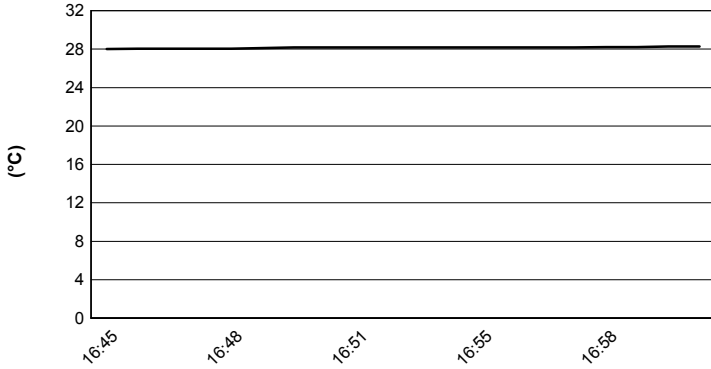
27/10/2018 P = Pits In/Out - C = Lap Time Cancelled

These data/results cannot be reproduced, stored and/or transmitted in whole or in part by any manner of electronic, mechanical, photocopying, recording, broadcasting or otherwise now known or herein after developed without the previous express consent by the copyright owner, except for reproduction in daily press and regular printed publications on sale to the public within 60 days of the event related to those data/results and always provided that copyright symbol appears together as follows below.

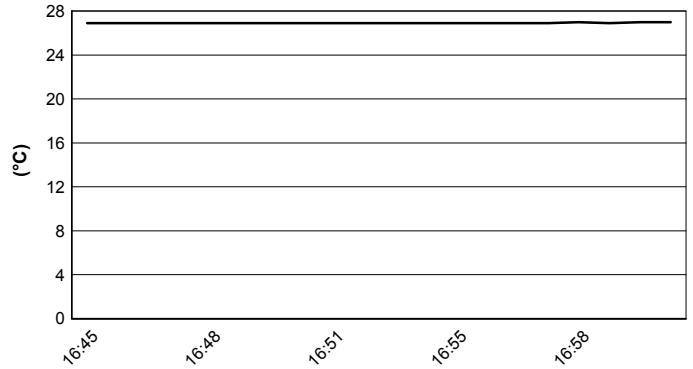
© DORNA WSBK ORGANIZATION Srl 2018

PIRELLI Qatar Round, 25 - 27 October 2018
World Supersport - Weather Report Warm Up
 Session started 16:45 - Session ended 17:02

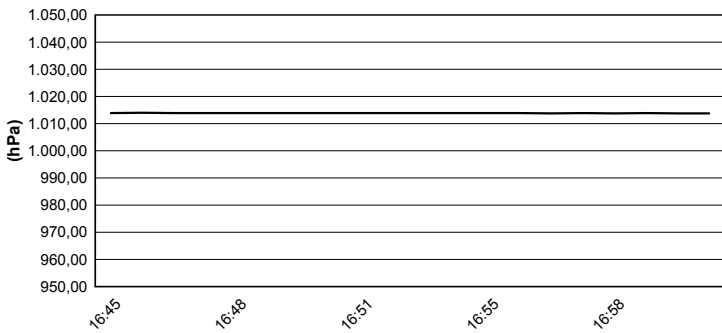
Air Temperature



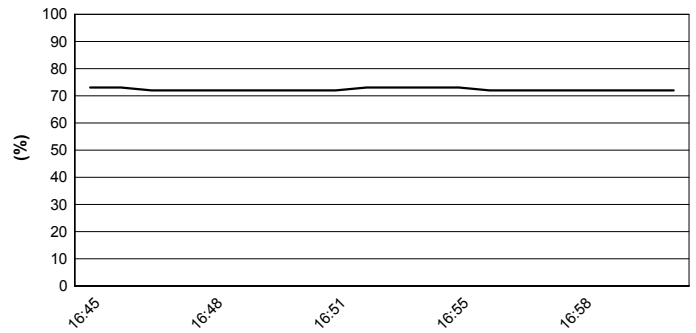
Track Temperature



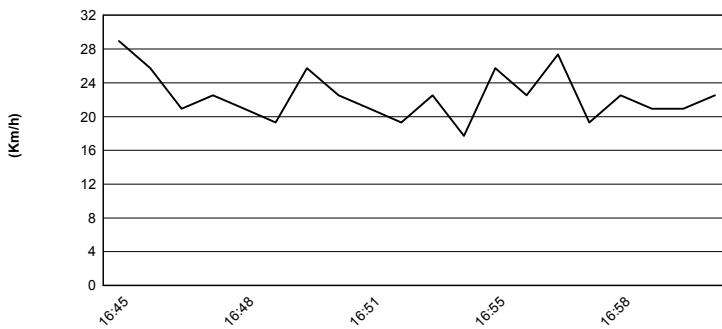
Air Pressure



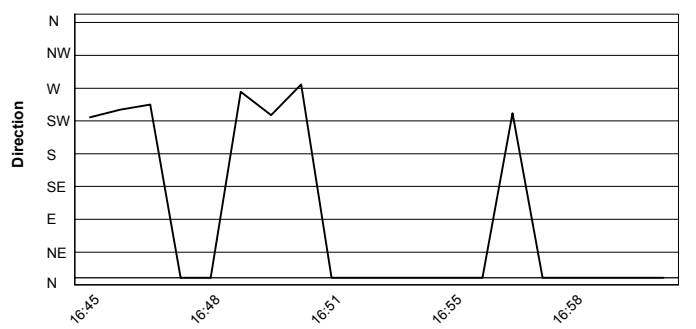
Humidity



Wind Speed



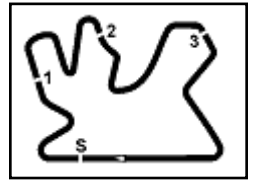
Wind Direction



27/10/2018

These data/results cannot be reproduced, stored and/or transmitted in whole or in part by any manner of electronic, mechanical, photocopying, recording, broadcasting or otherwise now known or herein after developed without the previous express consent by the copyright owner, except for reproduction in daily press and regular printed publications on sale to the public within 60 days of the event related to those data/results and always provided that copyright symbol appears together as follows below.

© DORNA WSBK ORGANIZATION Srl 2018



PIRELLI Qatar Round, 25 - 27 October 2018

World Supersport - Starting Grid

15 Laps x 5,380 km = 80,700 km

1	144 MAHIAS L. Yamaha 2'00.461 SP2	2	11 CORTESE S. Yamaha 2'00.610 SP2	3	16 CLUZEL J. Yamaha 2'01.035 SP2
2	81 STAPLEFORD L. Yamaha 2'01.330 SP2	5	6 PEROLARI C. Yamaha 2'01.478 SP2	6	111 SMITH K. Honda 2'01.523 SP2
3	64 CARICASULO F. Yamaha 2'01.570 SP2	8	36 GRADINGER T. Yamaha 2'01.729 SP2	9	98 BARBERA H. Kawasaki 2'01.738 SP2
4	21 KRUMMENACHER R. Yamaha 2'01.783 SP2	11	38 SOOMER H. Honda 2'01.990 SP2	12	86 BADOVINI A. MV Agusta 2'02.643
5	78 OKUBO H. Kawasaki 2'02.904 SP1	14	51 VAN STRAALEN G. Kawasaki 2'03.332 SP1	15	56 SEBESTYEN P. Honda 2'03.764 SP1
6	74 VAN SIKKELERUS J Honda 2'04.136 SP1	17	49 HORNSEY S. Triumph 2'04.259 SP1	18	84 CRESSON L. Yamaha 2'04.636 SP1
7	88 STANGE C. Kawasaki 2'04.726 SP1	20	10 CALERO N. Kawasaki 2'04.796 SP1	21	12 MURLEY A. Honda 2'05.703 SP1
8	34 ITURRIOZ J. Kawasaki 2'05.758 SP1	23 *	3 DE ROSA R. MV Agusta 2'01.711 SP2		

N.3 (De Rosa R.) will start from the pit lane according to Art. 1.21.23 (engine allocation)

27/10/2018 Jury President

* = Penalized

These data/results cannot be reproduced, stored and/or transmitted in whole or in part by any manner of electronic, mechanical, photocopying, recording, broadcasting or otherwise now known or herein after developed without the previous express consent by the copyright owner, except for reproduction in daily press and regular printed publications on sale to the public within 60 days of the event related to those data/results and always provided that copyright symbol appears together as follows below.

© DORNA WSBK ORGANIZATION Srl 2018

