

Thai Round, 23-24-25 March 2018

World Superbike - Results Race 1

Laps 20 = 91,080 Km - Time of Race 31'24.203 - Avg. 174,019 km/h

Buriram 4.554 m

1 / 2

Pos	Race	Grid	No. Rider	Nat	Team	Bike	Class	LL	Gap	Fastest Lap	Speed	Qualifying		Ranking		
												Time	Speed	R1	R2	Tot
1	1	1	J. REA	GBR	Kawasaki Racing Team WorldSBK	Kawasaki ZX-10RR		20		1'33.714	293,5	1'32.814	295,1	25	56	2
2	5	12	X. FORES	ESP	Barni Racing Team	Ducati Panigale R	IND	20	1.550	1'33.818	300,0	1'33.022	296,7	20	49	3
3	9	7	C. DAVIES	GBR	Aruba.it Racing - Ducati	Ducati Panigale R		20	2.118	1'33.778	303,4	1'33.148	299,2	16	32	5
4	3	2	L. CAMIER	GBR	Red Bull Honda World Superbike Team	Honda CBR1000RR		20	2.981	1'33.808	295,9	1'32.922	292,7	13	32	6
5	6	22	A. LOWES	GBR	Pata Yamaha Official WorldSBK Team	Yamaha YZF R1		20	7.258	1'33.965	302,5	1'33.036	297,5	11	32	7
6	2	66	T. SYKES	GBR	Kawasaki Racing Team WorldSBK	Kawasaki ZX-10RR		20	7.501	1'34.183	298,3	1'32.817	293,5	10	43	4
7	10	60	M. VAN DER MARK	NED	Pata Yamaha Official WorldSBK Team	Yamaha YZF R1		20	8.500	1'34.012	300,0	1'33.373	301,7	9	25	8
8	7	33	M. MELANDRI	ITA	Aruba.it Racing - Ducati	Ducati Panigale R		20	10.184	1'34.153	301,7	1'33.103	299,2	8	58	1
9	8	50	E. LAVERTY	IRL	Milwaukee Aprilia	Aprilia RSV4 RF		20	11.072	1'34.124	302,5	1'33.119	299,2	7	16	10
10	4	81	J. TORRES	ESP	MV Agusta Reparto Corse	MV Agusta 1000 F4		20	11.178	1'34.223	300,0	1'32.972	295,9	6	14	11
11	15	76	L. BAZ	FRA	GULF ALTHEA BMW Racing Team	BMW S 1000 RR		20	24.062	1'34.843	300,0	1'34.477	295,1	5	17	9
12	11	32	L. SAVADORI	ITA	Milwaukee Aprilia	Aprilia RSV4 RF		20	24.632	1'34.554	301,7	1'33.450	297,5	4	4	16
13	13	36	L. MERCADO	ARG	Orelac Racing VerdNatura	Kawasaki ZX-10RR	IND	20	26.114	1'34.951	295,9	1'34.271	295,1	3	13	12
14	16	40	R. RAMOS	ESP	Team GoEleven Kawasaki	Kawasaki ZX-10RR	IND	20	26.142	1'34.977	296,7	1'34.729	291,1	2	9	14
15	12	54	T. RAZGATLIOGLU	TUR	Kawasaki Puccetti Racing	Kawasaki ZX-10RR	IND	20	26.320	1'34.786	295,9	1'34.570	291,9	1	10	13
16	18	68	Y. HERNANDEZ	COL	Team Pedercini Racing	Kawasaki ZX-10RR	IND	20	30.665	1'35.133	300,8	1'34.783	295,1			
17	17	99	P. JACOBSEN	USA	TripleM Honda World Superbike Team	Honda CBR1000RR	IND	20	32.625	1'35.127	299,2	1'34.782	295,1		2	17
18	14	45	J. GAGNE	USA	Red Bull Honda World Superbike Team	Honda CBR1000RR		20	38.752	1'35.028	291,9	1'34.404	294,3		7	15

-----Not Classified-----

RET	19	37	O. JEZEK	CZE	Guandalini Racing	Yamaha YZF R1	IND	16	4 Laps	1'36.292	288,8	1'35.925	287,2		1	18
-----	----	----	----------	-----	-------------------	---------------	-----	----	--------	----------	-------	----------	-------	--	---	----

AIR	Humidity:	47%	Temp:	32°C
TRACK	Condition:	Dry	Temp:	42°C

Records	Pole (SP2)	2018	J.Rea	1'32.814	176,64 Km/h
	Race (RC1)	2017	J.Rea	1'33.436	175,46 Km/h
	Circuit (SP2)	2018	J.Rea	1'32.814	176,64 Km/h
Race Fastest Lap		Lap 11	J.Rea	1'33.714	174,94 Km/h

LAP LEADERS					
No.	Rider	From	To	Laps	Total
66	T. SYKES	1	2	2	2
1	J. REA	3	20	18	18

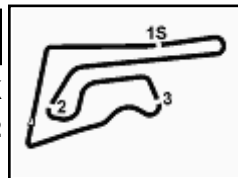
TOTAL LEADER LAPS					
No.	Rider	Laps			
66	T. SYKES	20	99	P. JACOBSEN	1
1	J. REA	19			
12	X. FORES	9			
7	C. DAVIES	6			
33	M. MELANDRI	6			
50	E. LAVERTY	2			
25	D. FALZON	1			

Start 16:00 End 16:32 The results are provisional until the end of the time limit for protests and appeals and the completion of the technical checks.

24/03/2018
These data/results cannot be reproduced, stored and/or transmitted in whole or in part by any manner of electronic, mechanical, photocopying, recording, broadcasting or otherwise now known or herein after developed without the previous express consent by the copyright owner, except for reproduction in daily press and regular printed publications on sale to the public within 60 days of the event related to those data/results and always provided that copyright symbol appears together as follows below.

© DORNA WSBK ORGANIZATION Srl 2018





Thai Round, 23-24-25 March 2018 World Superbike - Results Race 1

Race Highlights

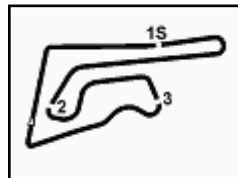
Time	No. Rider	Description
15.58.02		Warm-up Lap Start
16.00.56		Start
16.02.10		No Jump Start
16.26.42	37 Jezek	Entered Pits
16.27.31	37 Jezek	Retired
16.32.57		End Of Session

24/03/2018 Start End The results are provisional until the end of the time limit for protests and appeals
16:00 16:32 and the completion of the technical checks.

These data/results cannot be reproduced, stored and/or transmitted in whole or in part by any manner of electronic, mechanical, photocopying, recording, broadcasting or otherwise now known or herein after developed without the previous express consent by the copyright owner, except for reproduction in daily press and regular printed publications on sale to the public within 60 days of the event related to those data/results and always provided that copyright symbol appears together as follows below.

© DORNA WSBK ORGANIZATION Srl 2018





Buriram 4.554 m

1 / 3

**Thai Round, 23-24-25 March 2018
World Superbike - Lap Chart Race 1**

		Lap																			
		1	2	3	4	5	6	7	8	9	10	11	12	13	14	15	16	17	18	19	20
1	66	66	1	1	1	1	1	1	1	1	1	1	1	1	1	1	1	1	1	1	1
2	1	1	2	2	2	2	2	2	2	2	2	2	12	12	12	12	12	12	12	12	12
3	2	2	66	66	66	12	12	12	12	12	12	12	2	2	2	2	2	2	2	2	7
4	12	12	12	12	12	66	66	7	7	7	7	7	7	7	7	7	7	7	7	7	2
5	33	33	33	33	33	33	7	66	66	66	66	66	66	66	66	66	66	66	66	22	22
6	81	81	81	7	7	7	33	33	33	60	60	60	60	22	22	22	22	22	22	66	66
7	22	7	7	81	81	60	60	60	60	33	22	22	22	60	60	60	60	60	60	60	60
8	7	60	60	50	60	22	22	22	22	22	33	33	33	33	33	33	33	33	33	33	33
9	60	50	50	60	22	81	81	81	81	81	81	81	81	81	81	81	81	81	81	50	50
10	50	22	22	22	50	50	50	50	50	50	50	50	50	50	50	50	50	50	50	81	81
11	54	76	54	54	32	32	32	32	32	32	32	32	32	32	76	76	76	76	76	76	76
12	32	54	76	32	54	54	54	54	54	54	76	76	76	76	32	32	32	32	32	32	32
13	76	32	32	76	76	76	40	76	76	76	54	54	54	54	40	40	40	40	36	36	36
14	36	36	36	40	40	40	76	40	40	40	40	40	40	40	54	54	36	40	40	40	40
15	40	40	40	36	36	36	36	36	36	36	36	36	36	36	36	36	54	54	54	54	54
16	45	45	45	45	45	45	99	99	99	99	99	99	99	68	68	68	68	68	68	68	68
17	99	99	99	99	99	99	68	68	68	68	68	68	68	99	99	99	99	99	99	99	99
18	68	68	68	68	68	68	45	45	45	45	45	45	45	45	45	45	45	45	45	45	45
19	37	37	37	37	37	37	37	37	37	37	37	37	37	37	37	37	37	37	37	37	37

Final Result		
1	1 J. REA	Laps 20
2	12 X. FORES	1.550
3	7 C. DAVIES	2.118
4	2 L. CAMIER	2.981
5	22 A. LOWES	7.258
6	66 T. SYKES	7.501
7	60 M. VAN DER MARK	8.500
8	33 M. MELANDRI	10.184
9	50 E. LAVERTY	11.072
10	81 J. TORRES	11.178
11	76 L. BAZ	24.062
12	32 L. SAVADORI	24.632
13	36 L. MERCADO	26.114
14	40 R. RAMOS	26.142
15	54 T. RAZGATLIOGLU	26.320
16	68 Y. HERNANDEZ	30.665
17	99 P. JACOBSEN	32.625
18	45 J. GAGNE	38.752
RET	37 O. JEZEK	4 Laps

24/03/2018

These data/results cannot be reproduced, stored and/or transmitted in whole or in part by any manner of electronic, mechanical, photocopying, recording, broadcasting or otherwise now known or herein after developed without the previous express consent by the copyright owner, except for reproduction in daily press and regular printed publications on sale to the public within 60 days of the event related to those data/results and always provided that copyright symbol appears together as follows below.

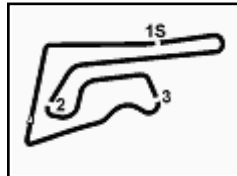
© DORNA WSBK ORGANIZATION Srl 2018

PIRELLI PERFORMING TIMING


Official Tyre Supplier



Official Timekeeper



Buriram 4.554 m

Thai Round, 23-24-25 March 2018 World Superbike - Lap Chart Race 1

2 / 3

Lap 1

1	66 T.Sykes	
2	1 J.Rea	0.072
3	2 L.Camier	0.301
4	12 X.Fores	0.759
5	33 M.Melandri	0.993
6	81 J.Torres	1.103
7	22 A.Lowes	1.479
8	7 C.Davies	1.490
9	60 M.van der Mark	1.641
10	50 E.Laverty	2.239
11	54 T.Razgatioglu	2.519
12	32 L.Savadori	2.725
13	76 L.Baz	2.877
14	36 L.Mercado	3.327
15	40 R.Ramos	3.550
16	45 J.Gagne	3.717
17	99 P.Jacobsen	4.442
18	68 Y.Hernandez	4.499
19	37 O.Jezek	4.857

Lap 2

1	66 T.Sykes	
2	1 J.Rea	0.065
3	2 L.Camier	0.323
4	12 X.Fores	0.528
5	33 M.Melandri	0.785
6	81 J.Torres	0.857
7	7 C.Davies	1.166
8	60 M.van der Mark	1.653
9	50 E.Laverty	1.963
10	22 A.Lowes	2.666
11	76 L.Baz	3.194
12	54 T.Razgatioglu	3.303
13	32 L.Savadori	3.507
14	36 L.Mercado	3.780
15	40 R.Ramos	4.010
16	45 J.Gagne	4.170
17	99 P.Jacobsen	5.097
18	68 Y.Hernandez	5.147
19	37 O.Jezek	6.653

Lap 3

1	1 J.Rea	
2	2 L.Camier	0.175
3	66 T.Sykes	0.446
4	12 X.Fores	0.714
5	33 M.Melandri	0.936
6	81 J.Torres	1.104
7	7 C.Davies	1.306
8	60 M.van der Mark	1.657
9	50 E.Laverty	2.115
10	22 A.Lowes	2.397
11	54 T.Razgatioglu	4.018
12	76 L.Baz	4.374
13	32 L.Savadori	4.437
14	36 L.Mercado	4.697
15	40 R.Ramos	4.830
16	45 J.Gagne	5.031
17	99 P.Jacobsen	5.989
18	68 Y.Hernandez	6.264
19	37 O.Jezek	8.576

Lap 4

1	1 J.Rea	
2	2 L.Camier	0.783
3	66 T.Sykes	1.057
4	12 X.Fores	1.225
5	33 M.Melandri	1.734
6	7 C.Davies	2.103
7	81 J.Torres	2.132
8	50 E.Laverty	2.639
9	60 M.van der Mark	2.849
10	22 A.Lowes	3.104

11	54 T.Razgatioglu	5.595
12	32 L.Savadori	5.734
13	76 L.Baz	6.355
14	40 R.Ramos	6.649
15	36 L.Mercado	6.852
16	45 J.Gagne	7.168
17	99 P.Jacobsen	7.331
18	68 Y.Hernandez	7.593
19	37 O.Jezek	11.064

Lap 5

1	1 J.Rea	
2	2 L.Camier	1.189
3	66 T.Sykes	1.555
4	12 X.Fores	1.752
5	33 M.Melandri	2.140
6	7 C.Davies	2.181
7	81 J.Torres	2.625
8	60 M.van der Mark	3.729
9	22 A.Lowes	4.061
10	50 E.Laverty	4.401
11	32 L.Savadori	7.000
12	54 T.Razgatioglu	7.285
13	76 L.Baz	7.585
14	40 R.Ramos	7.949
15	36 L.Mercado	8.085
16	45 J.Gagne	8.415
17	99 P.Jacobsen	8.919
18	68 Y.Hernandez	9.046
19	37 O.Jezek	13.636

Lap 6

1	1 J.Rea	
2	2 L.Camier	1.384
3	12 X.Fores	1.733
4	66 T.Sykes	2.218
5	33 M.Melandri	2.574
6	7 C.Davies	2.606
7	60 M.van der Mark	4.167
8	22 A.Lowes	4.579
9	81 J.Torres	4.788
10	50 E.Laverty	5.248
11	32 L.Savadori	8.347
12	54 T.Razgatioglu	8.607
13	76 L.Baz	8.875
14	40 R.Ramos	9.089
15	36 L.Mercado	9.418
16	45 J.Gagne	10.662
17	99 P.Jacobsen	10.667
18	68 Y.Hernandez	10.845
19	37 O.Jezek	16.792

Lap 7

1	1 J.Rea	
2	2 L.Camier	1.429
3	12 X.Fores	1.700
4	66 T.Sykes	2.261
5	7 C.Davies	2.413
6	33 M.Melandri	2.985
7	60 M.van der Mark	4.183
8	22 A.Lowes	4.650
9	81 J.Torres	4.900
10	50 E.Laverty	5.823
11	32 L.Savadori	9.332
12	54 T.Razgatioglu	9.703
13	40 R.Ramos	10.031
14	76 L.Baz	10.186
15	36 L.Mercado	10.435
16	99 P.Jacobsen	11.633
17	68 Y.Hernandez	11.847
18	45 J.Gagne	12.722
19	37 O.Jezek	19.684

Lap 8

1	1 J.Rea	
2	2 L.Camier	0.959
3	12 X.Fores	1.240
4	7 C.Davies	1.774
5	66 T.Sykes	1.855
6	33 M.Melandri	2.474
7	60 M.van der Mark	3.439
8	22 A.Lowes	3.859
9	81 J.Torres	4.367
10	50 E.Laverty	6.132
11	32 L.Savadori	9.130
12	54 T.Razgatioglu	9.733
13	76 L.Baz	10.447
14	40 R.Ramos	10.531
15	36 L.Mercado	10.969
16	99 P.Jacobsen	12.469
17	68 Y.Hernandez	12.666
18	45 J.Gagne	13.690
19	37 O.Jezek	21.876

Lap 9

1	1 J.Rea	
2	2 L.Camier	1.079
3	12 X.Fores	1.310
4	7 C.Davies	2.148
5	66 T.Sykes	2.543
6	33 M.Melandri	2.856
7	60 M.van der Mark	3.488
8	22 A.Lowes	4.300
9	81 J.Torres	4.782
10	50 E.Laverty	6.657
11	32 L.Savadori	10.228
12	54 T.Razgatioglu	11.026
13	76 L.Baz	11.640
14	40 R.Ramos	11.957
15	36 L.Mercado	12.278
16	99 P.Jacobsen	13.634
17	68 Y.Hernandez	14.113
18	45 J.Gagne	15.708
19	37 O.Jezek	24.623

Lap 10

1	1 J.Rea	
2	2 L.Camier	0.885
3	12 X.Fores	1.246
4	7 C.Davies	2.084
5	66 T.Sykes	2.997
6	60 M.van der Mark	4.002
7	33 M.Melandri	4.470
8	22 A.Lowes	4.641
9	81 J.Torres	5.171
10	50 E.Laverty	7.248
11	32 L.Savadori	11.466
12	54 T.Razgatioglu	12.322
13	76 L.Baz	12.481
14	40 R.Ramos	12.943
15	36 L.Mercado	13.336
16	99 P.Jacobsen	15.109
17	68 Y.Hernandez	15.616
18	45 J.Gagne	17.406
19	37 O.Jezek	27.406

Lap 11

1	1 J.Rea	
2	2 L.Camier	1.236
3	12 X.Fores	1.421
4	7 C.Davies	2.306
5	66 T.Sykes	3.682
6	60 M.van der Mark	4.595
7	22 A.Lowes	5.073
8	33 M.Melandri	5.803
9	81 J.Torres	6.914
10	50 E.Laverty	8.022
11	32 L.Savadori	13.196
12	76 L.Baz	14.006

13	54 T.Razgatioglu	14.251
14	40 R.Ramos	14.543
15	36 L.Mercado	14.868
16	99 P.Jacobsen	17.030
17	68 Y.Hernandez	17.177
18	45 J.Gagne	19.484
19	37 O.Jezek	31.094

Lap 12

1	1 J.Rea	
2	2 L.Camier	1.042
3	12 X.Fores	1.293
4	7 C.Davies	2.438
5	66 T.Sykes	4.009
6	60 M.van der Mark	4.800
7	22 A.Lowes	4.988
8	33 M.Melandri	6.617
9	81 J.Torres	7.518
10	50 E.Laverty	8.017
11	32 L.Savadori	14.633
12	76 L.Baz	15.043
13	54 T.Razgatioglu	15.265
14	40 R.Ramos	15.471
15	36 L.Mercado	16.382
16	99 P.Jacobsen	18.176
17	68 Y.Hernandez	18.491
18	45 J.Gagne	21.130
19	37 O.Jezek	33.969

Lap 13

1	1 J.Rea	
2	12 X.Fores	1.871
3	2 L.Camier	2.457
4	7 C.Davies	3.442
5	66 T.Sykes	4.805
6	60 M.van der Mark	5.773
7	22 A.Lowes	5.961
8	33 M.Melandri	6.908
9	81 J.Torres	7.960
10	50 E.Laverty	8.546
11	32 L.Savadori	16.081
12	76 L.Baz	16.425
13	54 T.Razgatioglu	16.739
14	40 R.Ramos	16.971
15	36 L.Mercado	17.435
16	99 P.Jacobsen	19.787
17	68 Y.Hernandez	19.957
18	45 J.Gagne	23.322
19	37 O.Jezek	37.888

Lap 14

1	1 J.Rea	
2	12 X.Fores	1.707
3	2 L.Camier	2.300
4	7 C.Davies	3.409
5	66 T.Sykes	5.086
6	22 A.Lowes	5.976
7	60 M.van der Mark	6.201
8	33 M.Melandri	6.897
9	81 J.Torres	8.273
10	50 E.Laverty	8.753
11	32 L.Savadori	17.406
12	76 L.Baz	17.581
13	54 T.Razgatioglu	17.882
14	40 R.Ramos	18.068
15	36 L.Mercado	18.442
16	68 Y.Hernandez	21.654
17	99 P.Jacobsen	21.980
18	45 J.Gagne	25.408
19	37 O.Jezek	40.360

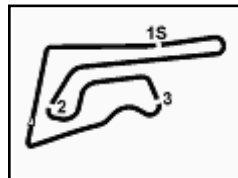
Lap 15

1	1 J.Rea	
2	12 X.Fores	1.493

24/03/2018

These data/results cannot be reproduced, stored and/or transmitted in whole or in part by any manner of electronic, mechanical, photocopying, recording, broadcasting or otherwise now known or herein after developed without the previous express consent by the copyright owner, except for reproduction in daily press and regular printed publications on sale to the public within 60 days of the event related to those data/results and always provided that copyright symbol appears together as follows below.

© DORNA WSBK ORGANIZATION Srl 2018



Buriram 4.554 m

3 / 3

Thai Round, 23-24-25 March 2018
World Superbike - Lap Chart Race 1

3	2	L.Camier	2.542	16	68	Y.Hernandez	28.143
4	7	C.Davies	3.010	17	99	P.Jacobsen	29.411
5	66	T.Sykes	5.092	18	45	J.Gagne	34.579
6	22	A.Lowes	5.893				
7	60	M.van der Mark	6.228				
8	33	M.Melandri	6.873				
9	81	J.Torres	8.582				
10	50	E.Laverty	8.980				
11	76	L.Baz	18.538				
12	32	L.Savadori	18.937				
13	40	R.Ramos	19.157				
14	54	T.Razgatioglu	19.264				
15	36	L.Mercado	19.583				
16	68	Y.Hernandez	23.186				
17	99	P.Jacobsen	23.515				
18	45	J.Gagne	27.674				
19	37	O.Jezek	43.015				

Lap 19

1	1	J.Rea	
2	12	X.Fores	1.355
3	7	C.Davies	2.465
4	2	L.Camier	2.761
5	22	A.Lowes	7.232
6	66	T.Sykes	7.347
7	60	M.van der Mark	8.342
8	33	M.Melandri	8.581
9	50	E.Laverty	10.407
10	81	J.Torres	10.655
11	76	L.Baz	23.101
12	32	L.Savadori	23.611
13	36	L.Mercado	24.908
14	40	R.Ramos	25.075
15	54	T.Razgatioglu	25.394
16	68	Y.Hernandez	29.462
17	99	P.Jacobsen	31.246
18	45	J.Gagne	36.602

Lap 16

1	1	J.Rea	
2	12	X.Fores	1.509
3	2	L.Camier	2.739
4	7	C.Davies	2.882
5	66	T.Sykes	5.548
6	22	A.Lowes	6.114
7	60	M.van der Mark	6.847
8	33	M.Melandri	7.475
9	81	J.Torres	9.081
10	50	E.Laverty	9.436
11	76	L.Baz	19.922
12	32	L.Savadori	20.266
13	40	R.Ramos	20.604
14	54	T.Razgatioglu	20.902
15	36	L.Mercado	21.151
16	68	Y.Hernandez	24.795
17	99	P.Jacobsen	25.398
18	45	J.Gagne	29.845
19	37	O.Jezek	59.127

Lap 20

1	1	J.Rea	
2	12	X.Fores	1.550
3	7	C.Davies	2.118
4	2	L.Camier	2.981
5	22	A.Lowes	7.258
6	66	T.Sykes	7.501
7	60	M.van der Mark	8.500
8	33	M.Melandri	10.184
9	50	E.Laverty	11.072
10	81	J.Torres	11.178
11	76	L.Baz	24.062
12	32	L.Savadori	24.632
13	36	L.Mercado	26.114
14	40	R.Ramos	26.142
15	54	T.Razgatioglu	26.320
16	68	Y.Hernandez	30.665
17	99	P.Jacobsen	32.625
18	45	J.Gagne	38.752

Lap 17

1	1	J.Rea	
2	12	X.Fores	1.508
3	2	L.Camier	2.845
4	7	C.Davies	3.048
5	66	T.Sykes	6.165
6	22	A.Lowes	6.240
7	60	M.van der Mark	7.413
8	33	M.Melandri	8.066
9	81	J.Torres	9.740
10	50	E.Laverty	10.033
11	76	L.Baz	21.254
12	32	L.Savadori	21.477
13	40	R.Ramos	22.230
14	36	L.Mercado	22.234
15	54	T.Razgatioglu	23.359
16	68	Y.Hernandez	26.344
17	99	P.Jacobsen	27.332
18	45	J.Gagne	32.221

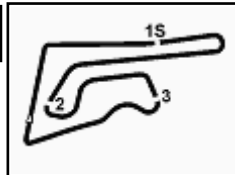
Lap 18

1	1	J.Rea	
2	12	X.Fores	1.502
3	2	L.Camier	2.732
4	7	C.Davies	2.923
5	66	T.Sykes	6.624
6	22	A.Lowes	6.872
7	60	M.van der Mark	7.925
8	33	M.Melandri	8.262
9	81	J.Torres	10.149
10	50	E.Laverty	10.383
11	76	L.Baz	22.419
12	32	L.Savadori	22.963
13	36	L.Mercado	23.904
14	40	R.Ramos	24.021
15	54	T.Razgatioglu	24.471

24/03/2018

These data/results cannot be reproduced, stored and/or transmitted in whole or in part by any manner of electronic, mechanical, photocopying, recording, broadcasting or otherwise now known or herein after developed without the previous express consent by the copyright owner, except for reproduction in daily press and regular printed publications on sale to the public within 60 days of the event related to those data/results and always provided that copyright symbol appears together as follows below.

© DORNA WSBK ORGANIZATION Srl 2018



Buriram 4.554 m

Thai Round, 23-24-25 March 2018 World Superbike - Best Sectors & Speed Race 1

RESULTS

Pos	Rider	Motorcycle	Laps
1	J. REA	Kawasaki ZX-10RR	4 Laps
2	X. FORES	Ducati Panigale R	1.550
3	C. DAVIES	Ducati Panigale R	2.118
4	L. CAMIER	Honda CBR1000RR	2.981
5	A. LOWES	Yamaha YZF R1	7.258
6	T. SYKES	Kawasaki ZX-10RR	7.501
7	M. VAN DER MARK	Yamaha YZF R1	8.500
8	M. MELANDRI	Ducati Panigale R	10.184
9	E. LAVERTY	Aprilia RSV4 RF	11.072
10	J. TORRES	MV Agusta 1000 F4	11.178
11	L. BAZ	BMW S 1000 RR	24.062
12	L. SAVADORI	Aprilia RSV4 RF	24.632
13	L. MERCADO	Kawasaki ZX-10RR	26.114
14	R. RAMOS	Kawasaki ZX-10RR	26.142
15	T. RAZGATLIOGLU	Kawasaki ZX-10RR	26.320
16	Y. HERNANDEZ	Kawasaki ZX-10RR	30.665
17	P. JACOBSEN	Honda CBR1000RR	32.625
18	J. GAGNE	Honda CBR1000RR	38.752
RET	O. JEZEK	Yamaha YZF R1	4 Laps

SPEED

Pos	Rider	Motorcycle	Speed
1	C. DAVIES	Ducati Panigale R	303,4
2	A. LOWES	Yamaha YZF R1	302,5
3	E. LAVERTY	Aprilia RSV4 RF	302,5
4	L. SAVADORI	Aprilia RSV4 RF	301,7
5	M. MELANDRI	Ducati Panigale R	301,7
6	Y. HERNANDEZ	Kawasaki ZX-10RR	300,8
7	X. FORES	Ducati Panigale R	300,0
8	L. BAZ	BMW S 1000 RR	300,0
9	J. TORRES	MV Agusta 1000 F4	300,0
10	M. VAN DER MARK	Yamaha YZF R1	300,0
11	P. JACOBSEN	Honda CBR1000RR	299,2
12	T. SYKES	Kawasaki ZX-10RR	298,3
13	R. RAMOS	Kawasaki ZX-10RR	296,7
14	T. RAZGATLIOGLU	Kawasaki ZX-10RR	295,9
15	L. MERCADO	Kawasaki ZX-10RR	295,9
16	L. CAMIER	Honda CBR1000RR	295,9
17	J. REA	Kawasaki ZX-10RR	293,5
18	J. GAGNE	Honda CBR1000RR	291,9
19	O. JEZEK	Yamaha YZF R1	288,8

SEG. 1

1	E. LAVERTY	19.578
2	M. MELANDRI	19.593
3	A. LOWES	19.663
4	X. FORES	19.666
5	C. DAVIES	19.669
6	M. VAN DER MARK	19.720
7	J. REA	19.725
8	P. JACOBSEN	19.735
9	T. SYKES	19.784
10	J. GAGNE	19.792
11	L. CAMIER	19.796
12	L. BAZ	19.803
13	J. TORRES	19.803
14	Y. HERNANDEZ	19.807
15	L. MERCADO	19.809
16	L. SAVADORI	19.828
17	R. RAMOS	19.877
18	T. RAZGATLIOGLU	19.905
19	O. JEZEK	20.290

SEG. 2

1	J. REA	26.832
2	L. CAMIER	26.854
3	C. DAVIES	26.871
4	X. FORES	26.909
5	T. SYKES	26.960
6	A. LOWES	26.985
7	M. MELANDRI	26.988
8	M. VAN DER MARK	27.005
9	J. TORRES	27.063
10	E. LAVERTY	27.107
11	L. BAZ	27.215
12	T. RAZGATLIOGLU	27.226
13	L. MERCADO	27.243
14	L. SAVADORI	27.254
15	R. RAMOS	27.305
16	P. JACOBSEN	27.346
17	J. GAGNE	27.377
18	Y. HERNANDEZ	27.502
19	O. JEZEK	27.633

SEG. 3

1	J. REA	23.323
2	M. MELANDRI	23.325
3	J. TORRES	23.330
4	A. LOWES	23.355
5	L. CAMIER	23.358
6	X. FORES	23.392
7	C. DAVIES	23.413
8	M. VAN DER MARK	23.418
9	T. SYKES	23.437
10	E. LAVERTY	23.467
11	R. RAMOS	23.506
12	L. SAVADORI	23.517
13	Y. HERNANDEZ	23.522
14	T. RAZGATLIOGLU	23.536
15	L. BAZ	23.545
16	J. GAGNE	23.552
17	L. MERCADO	23.572
18	P. JACOBSEN	23.665
19	O. JEZEK	23.927

SEG. 4

1	J. REA	23.634
2	T. SYKES	23.679
3	L. CAMIER	23.684
4	X. FORES	23.685
5	M. VAN DER MARK	23.711
6	C. DAVIES	23.726
7	A. LOWES	23.739
8	M. MELANDRI	23.769
9	E. LAVERTY	23.795
10	J. TORRES	23.832
11	L. SAVADORI	23.900
12	L. BAZ	23.933
13	L. MERCADO	23.948
14	R. RAMOS	23.964
15	Y. HERNANDEZ	23.971
16	P. JACOBSEN	23.978
17	T. RAZGATLIOGLU	23.988
18	J. GAGNE	24.119
19	O. JEZEK	24.276

24/03/2018

These data/results cannot be reproduced, stored and/or transmitted in whole or in part by any manner of electronic, mechanical, photocopying, recording, broadcasting or otherwise now known or herein after developed without the previous express consent by the copyright owner, except for reproduction in daily press and regular printed publications on sale to the public within 60 days of the event related to those data/results and always provided that copyright symbol appears together as follows below.

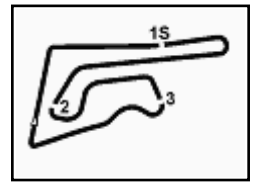
© DORNA WSBK ORGANIZATION Srl 2018

FICR PERUGIA TIMING


Official Tyre Supplier



Official Timekeeper



Buriram 4.554 m

Thai Round, 23-24-25 March 2018 World Superbike - Chronological Analysis Race 1

Start at 16:00'49.585

1 / 4

1° 1 J. REA (1'33.714)							
Lap	Seg.1	Seg.2	Seg.3	Seg.4	Lap Time	km/h	Local Time
1		27.129	23.601	23.979	1'35.701	289,5	16:02'25.286
2	19.983	27.100	23.721	23.948	1'34.752	289,5	16:04'00.038
3	19.979	26.973	23.598	23.767	1'34.317	291,1	16:05'34.355
4	19.849	26.950	23.323	23.682	1'33.804	289,5	16:07'08.159
5	19.786	26.923	23.438	23.634	1'33.781	290,3	16:08'41.940
6	19.743	26.885	23.503	23.706	1'33.837	290,3	16:10'15.777
7	19.936	26.854	23.513	23.858	1'34.161	291,1	16:11'49.938
8	19.820	27.693	23.504	23.739	1'34.756	291,9	16:13'24.694
9	19.873	26.962	23.381	23.747	1'33.963	291,9	16:14'58.657
10	19.875	26.994	23.410	23.723	1'34.002	291,9	16:16'32.659
11	19.725	26.910	23.387	23.692	1'33.714	291,1	16:18'06.373
12	19.849	26.922	23.580	23.778	1'34.129	292,7	16:19'40.502
13	19.791	26.942	23.453	23.712	1'33.898	293,5	16:21'14.400
14	19.813	26.960	23.495	23.910	1'34.178	293,5	16:22'48.578
15	19.867	26.874	23.508	23.928	1'34.177	291,9	16:24'22.755
16	19.765	26.832	23.611	23.764	1'33.972	291,1	16:25'56.727
17	19.830	26.887	23.549	23.806	1'34.072	291,9	16:27'30.799
18	19.884	26.909	23.631	23.796	1'34.220	291,9	16:29'05.019
19	19.838	27.046	23.655	23.828	1'34.367	290,3	16:30'39.386
20	19.818	26.974	23.541	24.069	1'34.402	291,9	16:32'13.788

4° 2 L. CAMIER (1'33.808)							
Lap	Seg.1	Seg.2	Seg.3	Seg.4	Lap Time	km/h	Local Time
1		27.122	23.563	23.838	1'35.930	293,5	16:02'25.515
2	19.905	27.280	23.792	23.804	1'34.781	291,9	16:04'00.296
3	19.887	27.168	23.440	23.739	1'34.234	294,3	16:05'34.530
4	19.848	27.270	23.496	23.798	1'34.412	293,5	16:07'08.942
5	19.905	27.083	23.431	23.768	1'34.187	290,3	16:08'43.129
6	19.903	27.011	23.403	23.715	1'34.032	290,3	16:10'17.161
7	19.982	27.072	23.381	23.771	1'34.206	291,1	16:11'51.367
8	19.921	26.924	23.629	23.812	1'34.286	291,9	16:13'25.653
9	19.847	26.948	23.439	23.849	1'34.083	291,9	16:14'59.736
10	19.822	26.854	23.424	23.708	1'33.808	291,9	16:16'33.544
11	19.844	27.015	23.427	23.779	1'34.065	291,9	16:18'07.609
12	19.828	26.984	23.439	23.684	1'33.935	292,7	16:19'41.544
13	20.180	27.743	23.507	23.883	1'35.313	293,5	16:21'16.857
14	19.829	27.000	23.358	23.834	1'34.021	295,9	16:22'50.878
15	19.808	27.147	23.603	23.861	1'34.419	293,5	16:24'25.297
16	19.796	27.037	23.522	23.814	1'34.169	291,1	16:25'59.466
17	19.866	27.024	23.463	23.825	1'34.178	290,3	16:27'33.644
18	19.895	26.973	23.459	23.780	1'34.107	292,7	16:29'07.751
19	19.837	27.222	23.522	23.815	1'34.396	290,3	16:30'42.147
20	19.862	27.192	23.536	24.032	1'34.622	295,1	16:32'16.769

2° 12 X. FORES (1'33.818)							
Lap	Seg.1	Seg.2	Seg.3	Seg.4	Lap Time	km/h	Local Time
1		27.450	23.610	23.964	1'36.388	295,9	16:02'25.973
2	19.769	27.261	23.688	23.810	1'34.528	299,2	16:04'00.501
3	19.992	27.275	23.485	23.816	1'34.568	297,5	16:05'35.069
4	19.752	27.113	23.610	23.840	1'34.315	298,3	16:07'09.384
5	19.698	27.226	23.568	23.816	1'34.308	298,3	16:08'43.692
6	19.680	26.966	23.436	23.736	1'33.818	294,3	16:10'17.510
7	19.733	27.098	23.523	23.774	1'34.128	296,7	16:11'51.638
8	19.691	27.050	23.702	23.853	1'34.296	299,2	16:13'25.934
9	19.741	26.940	23.568	23.784	1'34.033	298,3	16:14'59.967
10	19.758	26.991	23.458	23.731	1'33.938	296,7	16:16'33.905
11	19.729	26.965	23.452	23.743	1'33.889	295,1	16:18'07.794
12	19.666	27.128	23.522	23.685	1'34.001	300,0	16:19'41.795
13	19.849	27.196	23.649	23.782	1'34.476	296,7	16:21'16.271
14	19.784	26.998	23.486	23.746	1'34.014	294,3	16:22'50.285
15	19.711	26.962	23.456	23.834	1'33.963	293,5	16:24'24.248
16	19.774	26.909	23.475	23.830	1'33.988	291,9	16:25'58.236
17	19.806	27.006	23.392	23.867	1'34.071	291,9	16:27'32.307
18	19.785	27.015	23.533	23.881	1'34.214	291,1	16:29'06.521
19	19.884	26.981	23.480	23.875	1'34.220	293,5	16:30'40.741
20	20.047	26.992	23.524	24.034	1'34.597	290,3	16:32'15.338

5° 22 A. LOWES (1'33.965)							
Lap	Seg.1	Seg.2	Seg.3	Seg.4	Lap Time	km/h	Local Time
1		27.727	23.677	24.096	1'37.108	286,5	16:02'26.693
2	19.838	27.416	24.736	23.956	1'35.946	300,0	16:04'02.639
3	19.724	27.108	23.527	23.754	1'34.113	297,5	16:05'36.752
4	19.671	27.402	23.632	23.806	1'34.511	291,1	16:07'11.263
5	19.790	27.250	23.762	23.936	1'34.738	297,5	16:08'46.001
6	19.725	27.160	23.714	23.756	1'34.355	296,7	16:10'20.356
7	19.775	27.100	23.522	23.835	1'34.232	298,3	16:11'54.588
8	19.710	27.061	23.436	23.758	1'33.965	300,0	16:13'28.553
9	19.880	27.236	23.466	23.822	1'34.404	295,9	16:15'02.957
10	19.751	27.109	23.656	23.827	1'34.343	295,1	16:16'37.300
11	19.728	27.107	23.572	23.739	1'34.146	296,7	16:18'11.446
12	19.748	27.042	23.485	23.769	1'34.044	296,7	16:19'45.490
13	19.673	27.337	24.069	23.792	1'34.871	302,5	16:21'20.361
14	19.663	27.226	23.471	23.833	1'34.193	298,3	16:22'54.554
15	19.777	27.030	23.355	23.932	1'34.094	295,1	16:24'28.648
16	19.825	26.985	23.456	23.927	1'34.193	295,9	16:26'02.841
17	19.818	27.156	23.450	23.774	1'34.198	294,3	16:27'37.039
18	19.850	27.146	23.777	24.079	1'34.852	295,1	16:29'11.891
19	19.773	27.179	23.756	24.019	1'34.727	291,9	16:30'46.618
20	19.899	27.043	23.543	23.943	1'34.428	294,3	16:32'21.046

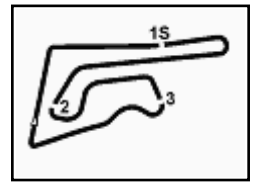
3° 7 C. DAVIES (1'33.778)							
Lap	Seg.1	Seg.2	Seg.3	Seg.4	Lap Time	km/h	Local Time
1		27.743	23.708	23.877	1'37.119	272,7	16:02'26.704
2	19.867	27.154	23.510	23.904	1'34.435	302,5	16:04'01.139
3	19.826	27.420	23.491	23.785	1'34.522	299,2	16:05'35.661
4	19.800	27.217	23.511	24.073	1'34.601	296,7	16:07'10.262
5	19.714	26.957	23.436	23.752	1'33.859	299,2	16:08'44.121
6	19.765	27.206	23.485	23.806	1'34.262	299,2	16:10'18.383
7	19.777	27.016	23.426	23.749	1'33.968	303,4	16:11'52.351
8	19.698	27.156	23.537	23.726	1'34.117	299,2	16:13'26.468
9	19.903	27.097	23.565	23.772	1'34.337	296,7	16:15'00.805
10	19.751	26.985	23.467	23.735	1'33.938	297,5	16:16'34.743
11	19.669	27.040	23.493	23.734	1'33.936	297,5	16:18'08.679
12	19.761	27.114	23.525	23.861	1'34.261	298,3	16:19'42.940
13	19.828	27.024	23.446	24.604	1'34.902	297,5	16:21'17.842
14	19.873	27.001	23.431	23.840	1'34.145	298,3	16:22'51.987
15	19.753	26.871	23.427	23.727	1'33.778	296,7	16:24'25.765
16	19.698	26.992	23.413	23.741	1'33.844	297,5	16:25'59.609

6° 66 T. SYKES (1'34.183)							
Lap	Seg.1	Seg.2	Seg.3	Seg.4	Lap Time	km/h	Local Time
1		27.188	23.692	23.714	1'35.629	295,1	16:02'25.214
2	20.075	27.252	23.753	23.679	1'34.759	288,0	16:03'59.973
3	20.047	27.434	23.565	23.782	1'34.828	287,2	16:05'34.801
4	19.823	27.130	23.635	23.827	1'34.415	295,1	16:07'09.216
5	19.849	27.036	23.538	23.856	1'34.279	295,1	16:08'43.495
6	19.893	27.260	23.555	23.792	1'34.500	291,9	16:10'17.995
7	19.858	27.120	23.450	23.776	1'34.204	293,5	16:11'52.199
8	19.816	27.043	23.553	23.938	1'34.350	294,3	16:13'26.549
9	19.927	27.257	23.584	23.883	1'34.651	298,3	16:15'01.200
10	19.784	27.276	23.602	23.794	1'34.456	295,1	16:16'35.656
11	19.851	27.081	23.524	23.943	1'34.399	292,7	16:18'10.055

24/03/2018 P = Pits In/Out - C = Lap Time Cancelled

These data/results cannot be reproduced, stored and/or transmitted in whole or in part by any manner of electronic, mechanical, photocopying, recording, broadcasting or otherwise now known or herein after developed without the previous express consent by the copyright owner, except for reproduction in daily press and regular printed publications on sale to the public within 60 days of the event related to those data/results and always provided that copyright symbol appears together as follows below.

© DORNA WSBK ORGANIZATION Srl 2018



Thai Round, 23-24-25 March 2018 World Superbike - Chronological Analysis Race 1

Buriram 4.554 m

Start at 16:00'49.585

2 / 4

12	19.897	27.122	23.618	23.819	1'34.456	292,7	16:19'44.511	7	19.839	27.345	23.586	23.966	1'34.736	298,3	16:11'55.761
13	19.973	27.167	23.617	23.937	1'34.694	293,5	16:21'19.205	8	19.950	27.473	23.693	23.949	1'35.065	296,7	16:13'30.826
14	19.967	27.040	23.566	23.886	1'34.459	292,7	16:22'53.664	9	19.764	27.255	23.674	23.795	1'34.488	297,5	16:15'05.314
15	19.844	27.006	23.437	23.896	1'34.183	291,9	16:24'27.847	10	19.737	27.220	23.667	23.969	1'34.593	297,5	16:16'39.907
16	19.880	26.960	23.611	23.977	1'34.428	290,3	16:26'02.275	11	19.639	27.275	23.594	23.980	1'34.488	299,2	16:18'14.395
17	19.905	27.296	23.579	23.909	1'34.689	291,9	16:27'36.964	12	19.631	27.107	23.533	23.853	1'34.124	301,7	16:19'48.519
18	19.950	27.046	23.692	23.991	1'34.679	288,8	16:29'11.643	13	19.595	27.341	23.572	23.919	1'34.427	302,5	16:21'22.946
19	20.068	27.289	23.809	23.924	1'35.090	289,5	16:30'46.733	14	19.669	27.189	23.494	24.033	1'34.385	301,7	16:22'57.331
20	19.919	27.128	23.592	23.917	1'34.556	298,3	16:32'21.289	15	19.680	27.260	23.467	23.997	1'34.404	299,2	16:24'31.735
								16	19.578	27.328	23.612	23.910	1'34.428	301,7	16:26'06.163
								17	19.659	27.565	23.471	23.974	1'34.669	299,2	16:27'40.832
								18	19.786	27.259	23.628	23.897	1'34.570	300,8	16:29'15.402
								19	19.699	27.152	23.610	23.930	1'34.391	300,8	16:30'49.793
								20	19.886	27.320	23.806	24.055	1'35.067	298,3	16:32'24.860

7° 60 M. VAN DER MARK (1'34.012)

Lap	Seg.1	Seg.2	Seg.3	Seg.4	Lap Time	km/h	Local Time
1		27.665	23.717	23.849	1'37.270	289,5	16:02'26.855
2	19.790	27.347	23.896	23.738	1'34.771	295,9	16:04'01.626
3	19.734	27.192	23.529	23.931	1'34.386	300,0	16:05'36.012
4	20.196	27.340	23.557	23.903	1'34.996	291,9	16:07'11.008
5	19.769	27.166	23.764	23.962	1'34.661	299,2	16:08'45.669
6	19.832	27.137	23.511	23.795	1'34.275	295,1	16:10'19.944
7	19.856	27.025	23.459	23.837	1'34.177	294,3	16:11'54.121
8	19.848	27.035	23.418	23.711	1'34.012	295,1	16:13'28.133
9	19.720	27.005	23.508	23.779	1'34.012	295,9	16:15'02.145
10	19.752	27.080	23.842	23.842	1'34.516	296,7	16:16'36.661
11	19.817	27.174	23.486	23.830	1'34.307	293,5	16:18'10.968
12	19.874	27.101	23.552	23.807	1'34.334	295,1	16:19'45.302
13	19.843	27.327	23.832	23.869	1'34.871	297,5	16:21'20.173
14	19.866	27.357	23.578	23.805	1'34.606	294,3	16:22'54.779
15	19.812	27.058	23.455	23.879	1'34.204	295,9	16:24'28.983
16	19.851	27.128	23.749	23.863	1'34.591	294,3	16:26'03.574
17	19.866	27.294	23.573	23.905	1'34.638	293,5	16:27'38.212
18	19.934	27.197	23.656	23.945	1'34.732	293,5	16:29'12.944
19	20.073	27.183	23.565	23.963	1'34.784	292,7	16:30'47.728
20	19.825	27.138	23.609	23.988	1'34.560	293,5	16:32'22.288

10° 81 J. TORRES (1'34.223)

Lap	Seg.1	Seg.2	Seg.3	Seg.4	Lap Time	km/h	Local Time	
1			27.803	23.502	23.988	1'36.732	295,1	16:02'26.317
2	19.908	27.186	23.489	23.930	1'34.513	298,3	16:04'00.830	
3	19.933	27.319	23.529	23.848	1'34.629	300,0	16:05'35.459	
4	19.848	27.458	23.524	24.002	1'34.832	295,9	16:07'10.291	
5	19.941	27.063	23.427	23.843	1'34.274	298,3	16:08'44.565	
6	19.865	27.257	24.861	24.017	1'36.000	295,9	16:10'20.565	
7	19.803	27.146	23.381	23.943	1'34.273	297,5	16:11'54.838	
8	19.823	27.238	23.330	23.832	1'34.223	296,7	16:13'29.061	
9	19.875	27.273	23.382	23.848	1'34.378	295,9	16:15'03.439	
10	19.846	27.195	23.437	23.913	1'34.391	295,1	16:16'37.830	
11	20.646	27.396	23.454	23.961	1'35.457	289,5	16:18'13.287	
12	19.922	27.256	23.502	24.053	1'34.733	292,7	16:19'48.020	
13	19.859	27.145	23.443	23.893	1'34.340	294,3	16:21'22.360	
14	19.870	27.132	23.430	24.059	1'34.491	294,3	16:22'56.851	
15	19.935	27.180	23.384	23.987	1'34.486	291,1	16:24'31.337	
16	19.929	27.152	23.472	23.918	1'34.471	291,9	16:26'05.808	
17	19.950	27.330	23.506	23.945	1'34.731	291,1	16:27'40.539	
18	19.876	27.193	23.614	23.946	1'34.629	291,9	16:29'15.168	
19	19.971	27.348	23.591	23.963	1'34.873	289,5	16:30'50.041	
20	19.999	27.277	23.609	24.040	1'34.925	294,3	16:32'24.966	

8° 33 M. MELANDRI (1'34.153)

Lap	Seg.1	Seg.2	Seg.3	Seg.4	Lap Time	km/h	Local Time
1		27.510	23.581	24.011	1'36.622	294,3	16:02'26.207
2	19.593	27.381	23.645	23.932	1'34.551	291,1	16:04'00.758
3	19.762	27.458	23.465	23.848	1'34.533	299,2	16:05'35.291
4	19.727	27.229	23.483	24.163	1'34.602	292,7	16:07'09.893
5	19.780	26.988	23.505	23.914	1'34.187	295,9	16:08'44.080
6	19.732	27.087	23.517	23.935	1'34.271	300,0	16:10'18.351
7	19.716	27.401	23.476	23.979	1'34.572	301,7	16:11'52.923
8	19.747	27.095	23.551	23.852	1'34.245	300,0	16:13'27.168
9	19.810	27.157	23.493	23.885	1'34.345	295,9	16:15'01.513
10	19.896	27.514	24.278	23.928	1'35.616	276,2	16:16'37.129
11	19.723	27.660	23.708	23.956	1'35.047	282,7	16:18'12.176
12	19.882	27.281	23.768	24.012	1'34.943	283,5	16:19'47.119
13	19.772	27.114	23.534	23.769	1'34.189	291,9	16:21'21.308
14	19.714	27.130	23.481	23.842	1'34.167	286,5	16:22'55.475
15	19.740	27.172	23.325	23.916	1'34.153	286,5	16:24'29.628
16	19.708	27.388	23.584	23.894	1'34.574	288,0	16:26'04.202
17	19.717	27.332	23.550	24.064	1'34.663	286,5	16:27'38.865
18	19.778	27.069	23.650	23.919	1'34.416	288,8	16:29'13.281
19	19.930	27.214	23.572	23.970	1'34.686	290,3	16:30'47.967
20	19.945	27.648	23.866	24.546	1'36.005	282,7	16:32'23.972

9° 50 E. LAVERTY (1'34.124)

Lap	Seg.1	Seg.2	Seg.3	Seg.4	Lap Time	km/h	Local Time
1		28.199	24.123	23.927	1'37.868	286,5	16:02'27.453
2	19.592	27.217	23.855	23.819	1'34.483	298,3	16:04'01.936
3	19.649	27.337	23.572	23.976	1'34.534	298,3	16:05'36.470
4	19.688	27.293	23.539	23.808	1'34.328	298,3	16:07'10.798
5	19.799	27.356	24.300	24.088	1'35.543	300,0	16:08'46.341
6	19.623	27.328	23.621	24.112	1'34.684	295,1	16:10'21.025

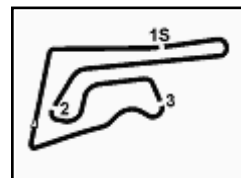
11° 76 L. BAZ (1'34.843)

Lap	Seg.1	Seg.2	Seg.3	Seg.4	Lap Time	km/h	Local Time	
1			27.878	23.948	24.102	1'38.506	287,2	16:02'28.091
2	19.803	27.496	23.723	24.054	1'35.076	300,0	16:04'03.167	
3	20.042	27.725	23.597	24.198	1'35.562	291,9	16:05'38.729	
4	20.505	27.552	23.667	24.061	1'35.785	295,1	16:07'14.514	
5	20.039	27.420	23.566	23.986	1'35.011	291,9	16:08'49.525	
6	19.975	27.327	23.719	24.106	1'35.127	295,1	16:10'24.652	
7	19.973	27.540	23.667	24.292	1'35.472	295,1	16:12'00.124	
8	19.993	27.439	23.545	24.040	1'35.017	298,3	16:13'35.141	
9	20.106	27.377	23.740	23.933	1'35.156	289,5	16:15'10.297	
10	19.996	27.276	23.555	24.016	1'34.843	291,1	16:16'45.140	
11	20.109	27.362	23.723	24.045	1'35.239	288,0	16:18'20.379	
12	20.092	27.331	23.663	24.080	1'35.166	291,1	16:19'55.545	
13	20.049	27.527	23.568	24.136	1'35.280	292,7	16:21'30.825	
14	20.016	27.456	23.561	24.301	1'35.334	293,5	16:23'06.159	
15	19.973	27.356	23.646	24.159	1'35.134	292,7	16:24'41.293	
16	20.195	27.382	23.571	24.208	1'35.356	285,7	16:26'16.649	
17	20.174	27.344	23.709	24.177	1'35.404	286,5	16:27'52.053	
18	20.092	27.342	23.813	24.138	1'35.385	286,5	16:29'27.438	
19	20.113	27.215	23.682	24.039	1'35.049	286,5	16:31'02.487	
20	19.980	27.251	23.696	24.436	1'35.363	288,0	16:32'37.850	

12° 32 L. SAVADORI (1'34.554)

Lap	Seg.1	Seg.2	Seg.3	Seg.4	Lap Time	km/h	Local Time	
1			27.937	24.069	24.089	1'38.354	296,7	16:02'27.939

24/03/2018 P = Pits In/Out - C = Lap Time Cancelled



Buriram 4.554 m

Thai Round, 23-24-25 March 2018 World Superbike - Chronological Analysis Race 1

3 / 4

Start at 16:00'49.585

Lap	Seg.1	Seg.2	Seg.3	Seg.4	Lap Time	km/h	Local Time
2	19.899	27.873	23.729	24.040	1'35.541	301,7	16:04'03.480
3	19.828	27.774	23.627	24.083	1'35.312	291,9	16:05'38.792
4	19.953	27.645	23.603	23.900	1'35.101	295,9	16:07'13.893
5	19.973	27.399	23.692	23.983	1'35.047	293,5	16:08'48.940
6	20.042	27.436	23.627	24.079	1'35.184	293,5	16:10'24.124
7	19.998	27.467	23.686	23.995	1'35.146	293,5	16:11'59.270
8	19.848	27.254	23.517	23.935	1'34.554	293,5	16:13'33.824
9	20.005	27.461	23.620	23.975	1'35.061	293,5	16:15'08.885
10	19.933	27.448	23.790	24.069	1'35.240	293,5	16:16'44.125
11	20.006	27.476	23.716	24.246	1'35.444	292,7	16:18'19.569
12	20.065	27.496	23.712	24.293	1'35.566	291,9	16:19'55.135
13	20.015	27.435	23.687	24.209	1'35.346	294,3	16:21'30.481
14	20.060	27.520	23.652	24.271	1'35.503	292,7	16:23'05.984
15	20.106	27.604	23.738	24.260	1'35.708	291,1	16:24'41.692
16	20.044	27.461	23.639	24.157	1'35.301	293,5	16:26'16.993
17	20.015	27.360	23.725	24.183	1'35.283	294,3	16:27'52.276
18	19.993	27.452	23.832	24.429	1'35.706	293,5	16:29'27.982
19	19.904	27.308	23.613	24.190	1'35.015	294,3	16:31'02.997
20	19.968	27.461	23.730	24.264	1'35.423	293,5	16:32'38.420

13° 36 L. MERCADO (1'34.951)

Lap	Seg.1	Seg.2	Seg.3	Seg.4	Lap Time	km/h	Local Time
1		28.165	23.735	24.119	1'38.956	289,5	16:02'28.541
2	19.955	27.456	23.740	24.061	1'35.212	290,3	16:04'03.753
3	19.962	27.530	23.682	24.125	1'35.299	295,1	16:05'39.052
4	20.155	27.681	24.119	24.004	1'35.959	291,9	16:07'15.011
5	20.002	27.305	23.665	24.042	1'35.014	291,9	16:08'50.025
6	20.101	27.292	23.676	24.101	1'35.170	292,7	16:10'25.195
7	20.107	27.447	23.670	23.954	1'35.178	290,3	16:12'00.373
8	19.931	27.330	23.910	24.119	1'35.290	295,9	16:13'35.663
9	19.937	27.432	23.787	24.116	1'35.272	293,5	16:15'10.935
10	19.809	27.686	23.617	23.948	1'35.060	295,9	16:16'45.995
11	19.906	27.625	23.572	24.143	1'35.246	291,9	16:18'21.241
12	19.915	28.132	23.612	23.984	1'35.643	294,3	16:19'56.884
13	20.032	27.243	23.686	23.990	1'34.951	290,3	16:21'31.835
14	19.990	27.488	23.604	24.103	1'35.185	294,3	16:23'07.020
15	19.977	27.443	23.627	24.271	1'35.318	291,9	16:24'42.338
16	19.988	27.650	23.828	24.074	1'35.540	294,3	16:26'17.878
17	20.017	27.433	23.610	24.095	1'35.155	285,7	16:27'53.033
18	20.245	27.733	23.694	24.218	1'35.890	282,7	16:29'28.923
19	20.167	27.458	23.600	24.146	1'35.371	285,7	16:31'04.294
20	20.067	27.459	23.663	24.419	1'35.608	286,5	16:32'39.902

14° 40 R. RAMOS (1'34.977)

Lap	Seg.1	Seg.2	Seg.3	Seg.4	Lap Time	km/h	Local Time
1		28.067	23.831	24.138	1'39.179	283,5	16:02'28.764
2	19.945	27.489	23.715	24.070	1'35.219	295,1	16:04'03.983
3	19.970	27.466	23.737	24.029	1'35.202	293,5	16:05'39.185
4	20.308	27.524	23.827	23.964	1'35.623	293,5	16:07'14.808
5	20.001	27.361	23.628	24.091	1'35.081	292,7	16:08'49.889
6	20.044	27.334	23.573	24.026	1'34.977	291,1	16:10'24.866
7	19.877	27.593	23.603	24.030	1'35.103	295,9	16:11'59.969
8	20.047	27.307	23.549	24.353	1'35.256	291,1	16:13'35.225
9	20.091	27.437	23.757	24.104	1'35.389	296,7	16:15'10.614
10	20.066	27.305	23.597	24.020	1'34.988	291,1	16:16'45.602
11	20.131	27.521	23.506	24.156	1'35.314	291,1	16:18'20.916
12	19.987	27.362	23.660	24.048	1'35.057	293,5	16:19'55.973
13	20.021	27.469	23.754	24.154	1'35.398	294,3	16:21'31.371
14	20.108	27.394	23.609	24.164	1'35.275	293,5	16:23'06.646
15	20.048	27.451	23.663	24.104	1'35.266	291,9	16:24'41.912
16	20.143	27.573	23.632	24.071	1'35.419	289,5	16:26'17.331
17	20.134	27.549	23.595	24.420	1'35.698	288,0	16:27'53.029
18	20.238	27.864	23.773	24.136	1'36.011	284,2	16:29'29.040
19	20.111	27.619	23.568	24.123	1'35.421	292,7	16:31'04.461

15° 54 T. RAZGATLIOGLU (1'34.786)

Lap	Seg.1	Seg.2	Seg.3	Seg.4	Lap Time	km/h	Local Time
1		27.615	24.161	24.029	1'38.148	291,1	16:02'27.733
2	19.905	27.312	23.904	24.422	1'35.543	295,1	16:04'03.276
3	19.986	27.448	23.635	24.028	1'35.097	295,9	16:05'38.373
4	20.123	27.457	23.757	24.044	1'35.381	288,0	16:07'13.754
5	20.183	27.494	23.725	24.069	1'35.471	282,7	16:08'49.225
6	20.016	27.343	23.797	24.003	1'35.159	291,9	16:10'24.384
7	20.045	27.375	23.752	24.085	1'35.257	290,3	16:11'59.641
8	19.918	27.226	23.590	24.052	1'34.786	290,3	16:13'34.427
9	19.970	27.565	23.716	24.005	1'35.256	291,1	16:15'09.683
10	19.953	27.397	23.854	24.094	1'35.298	288,8	16:16'44.981
11	20.390	27.397	23.836	24.020	1'35.643	289,5	16:18'20.624
12	20.026	27.410	23.719	23.988	1'35.143	292,7	16:19'55.767
13	20.037	27.492	23.707	24.136	1'35.372	293,5	16:21'31.139
14	20.100	27.323	23.593	24.305	1'35.321	291,9	16:23'06.460
15	19.959	27.500	23.649	24.451	1'35.559	292,7	16:24'42.019
16	20.151	27.702	23.747	24.010	1'35.610	292,7	16:26'17.629
17	21.081	27.715	23.724	24.009	1'36.529	288,0	16:27'54.158
18	20.025	27.425	23.780	24.102	1'35.332	288,0	16:29'29.490
19	19.930	27.603	23.536	24.221	1'35.290	293,5	16:31'04.780
20	20.001	27.358	23.768	24.201	1'35.328	291,1	16:32'40.108

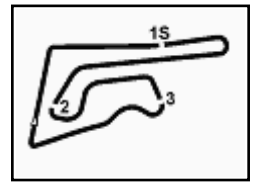
16° 68 Y. HERNANDEZ (1'35.133)

Lap	Seg.1	Seg.2	Seg.3	Seg.4	Lap Time	km/h	Local Time
1		28.271	23.911	24.275	1'40.128	285,7	16:02'29.713
2	20.072	27.765	23.522	24.048	1'35.407	298,3	16:04'05.120
3	20.135	27.813	23.539	24.012	1'35.499	291,9	16:05'40.619
4	20.102	27.502	23.558	23.971	1'35.133	295,1	16:07'15.752
5	19.856	27.690	23.658	24.030	1'35.234	297,5	16:08'50.986
6	19.957	27.615	23.810	24.254	1'35.636	296,7	16:10'26.622
7	19.958	27.524	23.672	24.009	1'35.163	297,5	16:12'01.785
8	19.937	27.776	23.714	24.148	1'35.575	295,9	16:13'37.360
9	19.820	27.880	23.694	24.016	1'35.410	300,8	16:15'12.770
10	19.868	27.893	23.730	24.014	1'35.505	293,5	16:16'48.275
11	19.887	27.658	23.676	24.054	1'35.275	293,5	16:18'23.550
12	19.941	27.776	23.651	24.075	1'35.443	297,5	16:19'58.993
13	19.807	27.638	23.759	24.160	1'35.364	298,3	16:21'34.357
14	20.048	27.828	23.857	24.142	1'35.875	292,7	16:23'10.232
15	19.928	27.818	23.749	24.214	1'35.709	290,3	16:24'45.941
16	20.016	27.662	23.744	24.159	1'35.581	288,8	16:26'21.522
17	19.969	27.671	23.845	24.136	1'35.621	290,3	16:27'57.143
18	19.985	28.022	23.779	24.233	1'36.019	290,3	16:29'33.162
19	20.002	27.673	23.767	24.244	1'35.686	289,5	16:31'08.848
20	20.001	27.656	23.791	24.157	1'35.605	289,5	16:32'44.453

17° 99 P. JACOBSEN (1'35.127)

Lap	Seg.1	Seg.2	Seg.3	Seg.4	Lap Time	km/h	Local Time
1		28.439	24.367	24.115	1'40.071	285,0	16:02'29.656
2	19.868	27.346	24.049	24.151	1'35.414	297,5	16:04'05.070
3	20.174	27.457	23.665	23.978	1'35.274	299,2	16:05'40.344
4	19.735	27.466	23.792	24.153	1'35.146	299,2	16:07'15.490
5	19.816	27.682	23.775	24.096	1'35.369	287,2	16:08'50.859
6	19.901	27.440	23.784	24.460	1'35.585	295,1	16:10'26.444
7	19.956	27.472	23.714	23.985	1'35.127	294,3	16:12'01.571
8	19.968	27.668	23.818	24.138	1'35.592	294,3	16:13'37.163
9	19.878	27.495	23.673	24.082	1'35.128	295,1	16:15'12.291
10	20.015	27.435	23.853	24.174	1'35.477	291,1	16:16'47.768
11	19.978	27.660	23.842	24.155	1'35.635	292,7	16:18'23.403
12	19.953	27.463	23.673	24.186	1'35.275	293,5	16:19'58.678
13	19.920	27.595	23.731	24.263	1'35.509	295,1	16:21'34.187
14	20.170	27.687	24.206	24.308	1'36.371	295,1	16:23'10.558

24/03/2018 P = Pits In/Out - C = Lap Time Cancelled



Buriram 4.554 m

4 / 4

Thai Round, 23-24-25 March 2018 World Superbike - Chronological Analysis Race 1

Start at 16:00'49.585

15	20.208	27.500	23.811	24.193	1'35.712	293,5	16:24'46.270
16	19.931	27.730	23.898	24.296	1'35.855	294,3	16:26'22.125
17	19.912	27.689	23.917	24.488	1'36.006	294,3	16:27'58.131
18	20.357	27.617	23.928	24.397	1'36.299	291,1	16:29'34.430
19	20.049	27.766	23.966	24.421	1'36.202	292,7	16:31'10.632
20	19.897	27.631	23.893	24.360	1'35.781	293,5	16:32'46.413

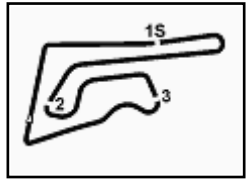
18° 45 J. GAGNE (1'35.028)							
Lap	Seg.1	Seg.2	Seg.3	Seg.4	Lap Time	km/h	Local Time
1		28.153	23.906	24.146	1'39.346	284,2	16:02'28.931
2	19.792	27.594	23.707	24.119	1'35.212	291,1	16:04'04.143
3	19.800	27.659	23.633	24.151	1'35.243	291,1	16:05'39.386
4	20.060	27.700	23.958	24.223	1'35.941	287,2	16:07'15.327
5	19.857	27.438	23.552	24.181	1'35.028	291,9	16:08'50.355
6	19.881	27.377	23.751	25.075	1'36.084	288,8	16:10'26.439
7	20.377	27.645	23.852	24.347	1'36.221	287,2	16:12'02.660
8	20.124	27.396	23.908	24.296	1'35.724	288,0	16:13'38.384
9	20.139	27.575	23.943	24.324	1'35.981	289,5	16:15'14.365
10	20.024	27.536	23.964	24.176	1'35.700	288,0	16:16'50.065
11	20.011	27.576	23.919	24.286	1'35.792	288,8	16:18'25.857
12	20.007	27.567	23.917	24.284	1'35.775	289,5	16:20'01.632
13	20.066	27.584	24.037	24.403	1'36.090	291,9	16:21'37.722
14	20.140	27.693	23.924	24.507	1'36.264	288,8	16:23'13.986
15	20.155	27.610	24.141	24.537	1'36.443	289,5	16:24'50.429
16	20.107	27.594	23.996	24.446	1'36.143	288,8	16:26'26.572
17	20.104	27.771	24.021	24.552	1'36.448	288,8	16:28'03.020
18	20.184	27.469	23.934	24.991	1'36.578	287,2	16:29'39.598
19	20.113	27.695	24.160	24.422	1'36.390	288,0	16:31'15.988
20	20.041	27.870	24.051	24.590	1'36.552	286,5	16:32'52.540

RET 37 O. JEZEK (1'36.292)							
Lap	Seg.1	Seg.2	Seg.3	Seg.4	Lap Time	km/h	Local Time
1		28.405	23.991	24.857	1'40.486	264,1	16:02'30.071
2	20.402	27.828	23.927	24.398	1'36.555	288,8	16:04'06.626
3	20.290	27.746	23.936	24.333	1'36.305	285,0	16:05'42.931
4	20.388	27.633	23.957	24.314	1'36.292	282,7	16:07'19.223
5	20.428	27.633	24.016	24.276	1'36.353	280,5	16:08'55.576
6	20.442	27.816	24.160	24.575	1'36.993	281,3	16:10'32.569
7	20.540	27.665	24.107	24.741	1'37.053	280,5	16:12'09.622
8	20.537	27.757	24.065	24.589	1'36.948	280,5	16:13'46.570
9	20.490	27.823	23.969	24.428	1'36.710	279,8	16:15'23.280
10	20.441	27.764	24.154	24.426	1'36.785	277,6	16:17'00.065
11	20.542	27.861	24.491	24.508	1'37.402	278,4	16:18'37.467
12	20.577	27.779	24.057	24.591	1'37.004	279,1	16:20'14.471
13	20.729	28.274	24.377	24.437	1'37.817	279,1	16:21'52.288
14	20.348	27.795	24.045	24.462	1'36.650	279,8	16:23'28.938
15	20.502	27.657	24.139	24.534	1'36.832	276,9	16:25'05.770
16	20.490	27.969	24.676	36.949	1'50.084P	277,6	16:26'55.854

24/03/2018 P = Pits In/Out - C = Lap Time Cancelled

These data/results cannot be reproduced, stored and/or transmitted in whole or in part by any manner of electronic, mechanical, photocopying, recording, broadcasting or otherwise now known or herein after developed without the previous express consent by the copyright owner, except for reproduction in daily press and regular printed publications on sale to the public within 60 days of the event related to those data/results and always provided that copyright symbol appears together as follows below.

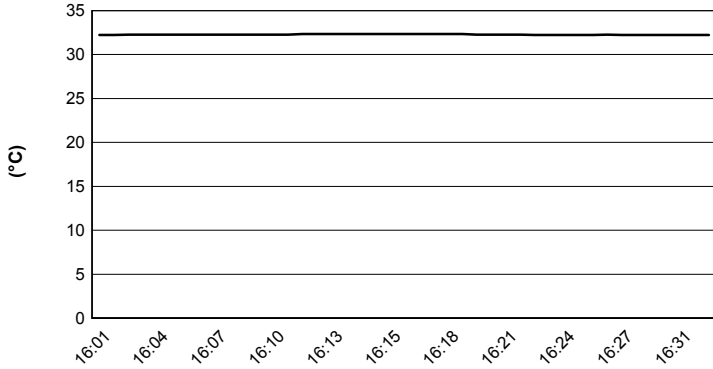
© DORNA WSBK ORGANIZATION Srl 2018



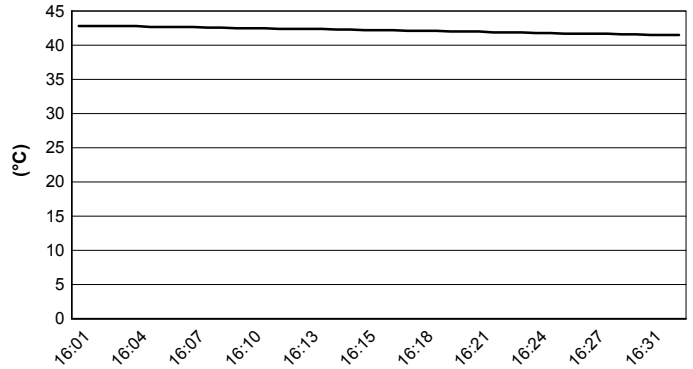
Buriram 4.554 m

Thai Round, 23-24-25 March 2018
World Superbike - Weather Report Race 1
 Session started 16:01 - Session ended 16:32

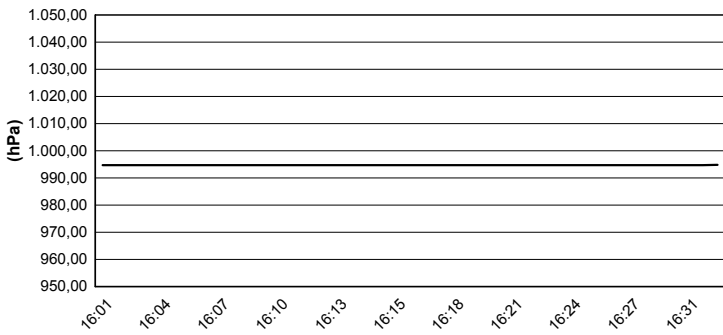
Air Temperature



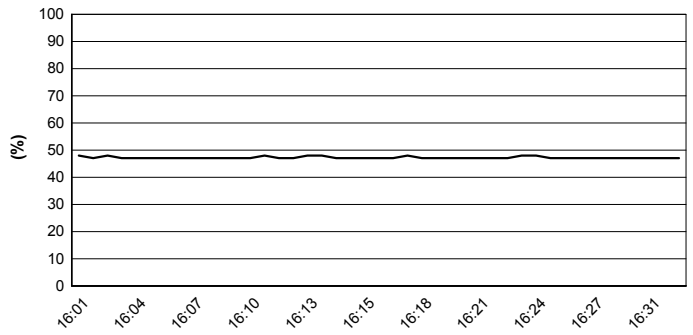
Track Temperature



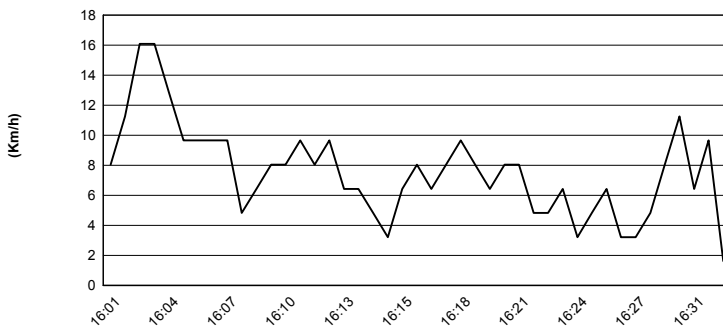
Air Pressure



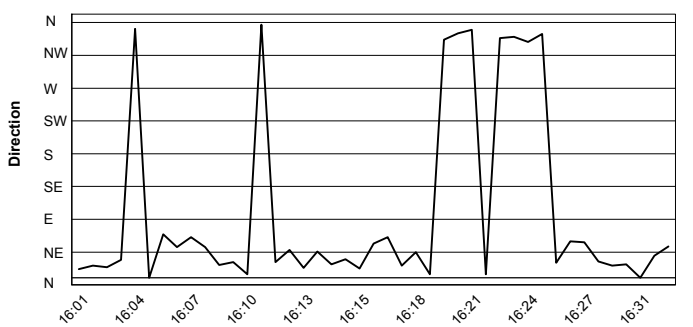
Humidity



Wind Speed



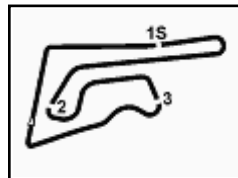
Wind Direction



24/03/2018

These data/results cannot be reproduced, stored and/or transmitted in whole or in part by any manner of electronic, mechanical, photocopying, recording, broadcasting or otherwise now known or herein after developed without the previous express consent by the copyright owner, except for reproduction in daily press and regular printed publications on sale to the public within 60 days of the event related to those data/results and always provided that copyright symbol appears together as follows below.

© DORNA WSBK ORGANIZATION Srl 2018



Buriram 4.554 m

1 / 2

Thai Round, 23-24-25 March 2018 World Superbike - Championship Standings

Points	Points From First	Points From Previous	February 25 PHILLIP ISLAND			March 25 BURIRAM			April 15 ARAGÓN			April 22 ASSEN			May 13 IMOLA			May 27 DONINGTON PARK			June 10 BRNO			June 24 LAGUNA SECA			July 8 MISANO			September 16 PORTIMÃO			September 30 MAGNY COURS			October 14 VILLICUM			October 27 LOSAIL		
			1	2	3	1	2	3	1	2	3	1	2	3	1	2	3	1	2	3	1	2	3	1	2	3	1	2	3	1	2	3	1	2	3						
1 MELANDRI Marco (ITA)	58		25	25	8																																				
2 REA Jonathan (GBR)	56	2	11	20	25																																				
3 FORES Xavi (ESP)	49	9	7	13	16	20																																			
4 SYKES Tom (GBR)	43	15	6	20	13	10																																			
5 DAVIES Chaz (GBR)	32	26	11	16		16																																			
6 CAMIER Leon (GBR)	32	26	0	9	10	13																																			
7 LOWES Alex (GBR)	32	26	0	10	11	11																																			
8 VAN DER MARK Michael (NED)	25	33	7	7	9	9																																			
9 BAZ Loris (FRA)	17	41	8	5	7	5																																			
10 LAVERTY Eugene (IRL)	16	42	1	8	1	7																																			
11 TORRES Jordi (ESP)	14	44	2		8	6																																			
12 MERCADO Leandro (ARG)	13	45	1	6	4	3																																			
13 RAZGATLIOGLU Toprak (TUR)	10	48	3	3	6	1																																			
14 RAMOS Román (ESP)	9	49	1	2	5	2																																			
15 GAGNE Jake (USA)	7	51	2	4	3																																				
16 SAVADORI Lorenzo (ITA)	4	54	3			4																																			
17 JACOBSEN PJ (USA)	2	56	2			2																																			
18 JEZEK Ondrej (CZE)	1	57	1	1																																					

24/03/2018 First Line: Championship Standings - Second Line: Ranking Progression

These data/results cannot be reproduced, stored and/or transmitted in whole or in part by any manner of electronic, mechanical, photocopying, recording, broadcasting or otherwise now known or herein after developed without the previous express consent by the copyright owner, except for reproduction in daily press and regular printed publications on sale to the public within 60 days of the event related to those data/results and always provided that copyright symbol appears together as follows below.

© DORNA WSBK ORGANIZATION Srl 2018

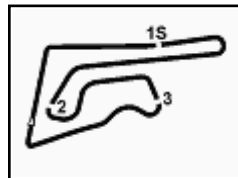
FICR PERUGIA TIMING



Official Tyre Supplier



Official Timekeeper



Buriram 4.554 m

Thai Round, 23-24-25 March 2018 World Superbike - Championship Standings

2 / 2

Points	Points From First	Points From Previous	Independent Riders														
			February 25 PHILLIP ISLAND	March 25 BURIRAM	April 15 ARAGÓN	April 22 ASSEN	May 13 IMOLA	May 27 DONINGTON PARK	June 10 BRNO	June 24 LAGUNA SECA	July 8 MISANO	September 16 PORTIMÃO	September 30 MAGNY COURS	October 14 VILLICUM	October 27 LOSAIL		
1 FORES Xavi (ESP)	49		13 1	16 1	20 1												
2 MERCADO Leandro (ARG)	13 36		6 2	4 2	3 2												
3 RAZGATLIOGLU Toprak (TUR)	10 39 3		3 3	6 3	1 3												
4 RAMOS Román (ESP)	9 40 1		2 4	5 4	2 4												
5 JACOBSEN PJ (USA)	2 47 7			2 5	5 5												
6 JEZEK Ondrej (CZE)	1 48 1		1 5	6 6	6 6												

24/03/2018 First Line: Championship Standings - Second Line: Ranking Progression

These data/results cannot be reproduced, stored and/or transmitted in whole or in part by any manner of electronic, mechanical, photocopying, recording, broadcasting or otherwise now known or herein after developed without the previous express consent by the copyright owner, except for reproduction in daily press and regular printed publications on sale to the public within 60 days of the event related to those data/results and always provided that copyright symbol appears together as follows below.

© DORNA WSBK ORGANIZATION Srl 2018

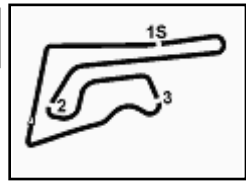
FICR PERUGIA TIMING



Official Tyre Supplier



Official Timekeeper



Buriram 4.554 m

Thai Round, 23-24-25 March 2018 World Superbike - Manufacturers Standings

	Points	Points From First	Points From Previous	February 25 PHILLIP ISLAND		March 25	April 15	April 22	May 13	May 27	June 10	June 24	July 8	September 16	September 30	October 14	October 27			
						BURIRAM	ARAGÓN	ASSEN	IMOLA	DONINGTON PARK	BRNO	LAGUNA SECA	MISANO	PORTIMÃO	MAGNY COURS	VILLICUM	LOSAIL			
1 DUCATI	70			25 1	25 1	20 1														
2 KAWASAKI	65	5		20 2	20 2	25 2														
3 HONDA	32	38	33	9 4	10 4	13 3														
4 YAMAHA	32	38	0	10 3	11 3	11 3														
5 BMW	17	53	15	5 6	7 5	5 5														
6 APRILIA	16	54	1	8 5	1 6	7 6														
7 MV AGUSTA	14	56	2	8 7		6 7														

24/03/2018

First Line: Championship Standings - Second Line: Ranking Progression

These data/results cannot be reproduced, stored and/or transmitted in whole or in part by any manner of electronic, mechanical, photocopying, recording, broadcasting or otherwise now known or herein after developed without the previous express consent by the copyright owner, except for reproduction in daily press and regular printed publications on sale to the public within 60 days of the event related to those data/results and always provided that copyright symbol appears together as follows below.

© DORNA WSBK ORGANIZATION Srl 2018

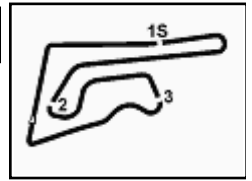
PIRELLI PERUGIA TIMING



Official Tyre Supplier



Official Timekeeper



Buriram 4.554 m

Thai Round, 23-24-25 March 2018
World Superbike - Pirelli Best Lap Award

Points	Points From First	Points From Previous	February 25	March 25	April 15	April 22	May 13	May 27	June 10	June 24	July 8	September 16	September 30	October 14	October 27
			PHILLIP ISLAND	BURIRAM	ARAGÓN	ASSEN	IMOLA	DONINGTON PARK	BRNO	LAGUNA SECA	MISANO	PORTIMÃO	MAGNY COURS	VILLICUM	LOSAIL
Fastest Laps															
1 MELANDRI Marco (ITA)	1		1												
2 REA Jonathan (GBR)	1	0		1											
3 SYKES Tom (GBR)	1	0	0	1											

24/03/2018

These data/results cannot be reproduced, stored and/or transmitted in whole or in part by any manner of electronic, mechanical, photocopying, recording, broadcasting or otherwise now known or herein after developed without the previous express consent by the copyright owner, except for reproduction in daily press and regular printed publications on sale to the public within 60 days of the event related to those data/results and always provided that copyright symbol appears together as follows below.

© DORNA WSBK ORGANIZATION Srl 2018

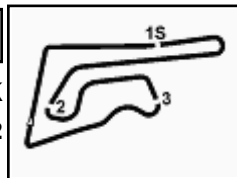
FIK R PERUGIA TIMING



Official Tyre Supplier



Official Timekeeper



Thai Round, 23-24-25 March 2018 World Superbike - Best Laps & Speeds

No.	Rider Bike	Nat	Best Lap		FP1		FP2		FP3		FP4		SP1		SP2		RC1	
			LL	SPD	LL	SPD	LL	SPD	LL	SPD	LL	SPD	LL	SPD	LL	SPD	LL	SPD
1	J. REA Kawasaki ZX-10RR	GBR	1'32.814 91 296,7		1'34.724 16 294,2	1'34.036 14 295,8	1'33.327 23 295,8	1'33.613 12 296,7					1'32.814 6 295,0	1'33.714 20 293,4				
2	T. SYKES Kawasaki ZX-10RR	GBR	1'32.817 87 298,3		1'34.329 17 294,2	1'34.085 16 294,2	1'33.384 17 294,2	1'33.611 11 293,4					1'32.817 6 293,4	1'34.183 20 298,3				
3	L. CAMIER Honda CBR1000RR	GBR	1'32.922 85 296,7		1'34.408 13 296,7	1'33.885 16 295,0	1'33.531 17 295,0	1'33.721 12 296,7					1'32.922 7 292,6	1'33.808 20 295,8				
4	J. TORRES MV Agusta 1000 F4	ESP	1'32.972 86 300,0		1'34.292 15 291,8	1'34.106 16 295,0	1'33.397 19 294,2	1'33.896 8 290,3					1'32.972 8 295,8	1'34.223 20 300,0				
5	X. FORES Ducati Panigale R	ESP	1'33.022 78 301,6		1'33.960 15 296,7	1'34.083 17 298,3	1'33.571 9 301,6	1'33.815 11 299,1					1'33.022 6 296,7	1'33.818 20 300,0				
6	A. LOWES Yamaha YZF R1	GBR	1'33.036 84 302,5		1'34.437 15 296,7	1'34.144 14 296,7	1'33.855 21 293,4	1'33.440 8 299,1					1'33.036 6 297,5	1'33.965 20 302,5				
7	M. MELANDRI Ducati Panigale R	ITA	1'33.103 84 301,6		1'34.503 18 298,3	1'34.335 15 300,0	1'33.424 16 300,8	1'33.865 9 300,8					1'33.103 6 299,1	1'34.153 20 301,6				
8	E. LAVERTY Aprilia RSV4 RF	IRL	1'33.119 79 302,5		1'34.249 14 300,0	1'33.851 15 300,8	1'34.186 14 299,1	1'34.035 10 301,6					1'33.119 6 299,1	1'34.124 20 302,5				
9	C. DAVIES Ducati Panigale R	GBR	1'33.148 85 303,3		1'34.620 14 296,7	1'34.187 17 298,3	1'33.435 16 298,3	1'33.496 12 299,1					1'33.148 6 299,1	1'33.778 20 303,3				
10	M. VAN DER MARK Yamaha YZF R1	NED	1'33.373 86 301,6		1'34.765 16 298,3	1'34.068 16 299,1	1'33.569 16 299,1	1'33.643 12 298,3					1'33.373 6 301,6	1'34.012 20 300,0				
11	L. SAVADORI Aprilia RSV4 RF	ITA	1'33.450 72 301,6		1'35.441 14 295,8	1'34.676 13 299,1	1'33.986 11 296,7	1'34.687 7 301,6	1'33.956 5 297,5				1'33.450 2 297,5	1'34.554 20 301,6				
12	T. RAZGATLIOGLU Kawasaki ZX-10RR	TUR	1'33.899 85 295,8		1'36.200 13 290,3	1'34.831 15 294,2	1'34.968 13 294,2	1'33.899 11 292,6	1'34.035 7 291,8				1'34.570 6 288,7	1'34.786 20 295,8				
13	L. BAZ BMW S 1000 RR	FRA	1'34.011 89 300,0		1'34.615 18 292,6	1'34.349 17 291,8	1'34.011 19 293,4	1'34.691 8 292,6	1'34.477 7 295,0					1'34.843 20 300,0				
14	L. MERCADO Kawasaki ZX-10RR	ARG	1'34.271 79 295,8		1'35.416 14 290,3	1'34.937 14 291,8	1'34.420 16 292,6	1'35.110 8 292,6	1'34.271 7 295,0					1'34.951 20 295,8				
15	J. GAGNE Honda CBR1000RR	USA	1'34.404 79 295,0		1'35.222 15 290,3	1'34.500 15 295,0	1'34.601 15 292,6	1'34.517 9 295,0	1'34.404 5 294,2					1'35.028 20 291,8				
16	R. RAMOS Kawasaki ZX-10RR	ESP	1'34.545 86 299,1		1'34.713 18 294,2	1'34.600 17 293,4	1'34.545 15 299,1	1'34.850 9 297,5	1'34.729 7 291,1					1'34.977 20 296,7				
17	Y. HERNANDEZ Kawasaki ZX-10RR	COL	1'34.668 90 300,8		1'36.444 17 294,2	1'35.009 17 293,4	1'34.668 17 293,4	1'34.713 12 295,8	1'34.783 7 295,0					1'35.133 20 300,8				
18	P. JACOBSEN Honda CBR1000RR	USA	1'34.741 82 299,1		1'36.449 16 293,4	1'35.302 13 295,8	1'34.741 15 293,4	1'35.374 12 292,6	1'34.782 6 295,0					1'35.127 20 299,1				
19	O. JEZEK Yamaha YZF R1	CZE	1'35.884 43 291,1				1'36.648 13 283,4	1'35.884 8 291,1	1'35.925 6 287,2					1'36.292 16 288,7				

24/03/2018

These data/results cannot be reproduced, stored and/or transmitted in whole or in part by any manner of electronic, mechanical, photocopying, recording, broadcasting or otherwise now known or herein after developed without the previous express consent by the copyright owner, except for reproduction in daily press and regular printed publications on sale to the public within 60 days of the event related to those data/results and always provided that copyright symbol appears together as follows below.

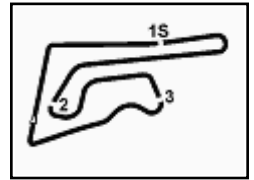
© DORNA WSBK ORGANIZATION Srl 2018

PIRELLI PERUGIA TIMING


Official Tyre Supplier



Official Timekeeper



Buriram 4.554 m

Thai Round, 23-24-25 March 2018

World Superbike - Provisional Starting Grid - Race 2

20 Laps x 4,554 km = 91,080 km



1	2 CAMIER L. Honda	22 LOWES A. Yamaha	66 SYKES T. Kawasaki
2	60 VAN DER MARK M. Yamaha	33 MELANDRI M. Ducati	50 LAVERTY E. Aprilia
3	7 DAVIES C. Ducati	12 FORES X. Ducati	1 REA J. Kawasaki
4	81 TORRES J. MV Agusta	32 SAVADORI L. Aprilia	54 RAZGATLIOGLU T. Kawasaki
5	36 MERCADO L. Kawasaki	45 GAGNE J. Honda	76 BAZ L. BMW
6	40 RAMOS R. Kawasaki	99 JACOBSEN P. Honda	68 HERNANDEZ Y. Kawasaki
7	37 JEZEK O. Yamaha		

24/03/2018 Jury President

..... Race Director

These data/results cannot be reproduced, stored and/or transmitted in whole or in part by any manner of electronic, mechanical, photocopying, recording, broadcasting or otherwise now known or herein after developed without the previous express consent by the copyright owner, except for reproduction in daily press and regular printed publications on sale to the public within 60 days of the event related to those data/results and always provided that copyright symbol appears together as follows below.

© DORNA WSBK ORGANIZATION Srl 2018

FICR PERUGIA TIMING



Official Tyre Supplier



Official Timekeeper