

Buriram 4.554 m

**1 / 4**

## Thai Round, 23-24-25 March 2018

### World Superbike - Chronological Analysis Race 1

Start at 16:00'49.585

1° 1 J. REA (1'33.714)							
Lap	Seg.1	Seg.2	Seg.3	Seg.4	Lap Time	km/h	Local Time
1		27.129	23.601	23.979	1'35.701	289,5	16:02'25.286
2	19.983	27.100	23.721	23.948	1'34.752	289,5	16:04'00.038
3	19.979	26.973	23.598	23.767	1'34.317	291,1	16:05'34.355
4	19.849	26.950	<b>23.323</b>	23.682	1'33.804	289,5	16:07'08.159
5	19.786	26.923	23.438	<b>23.634</b>	1'33.781	290,3	16:08'41.940
6	19.743	26.885	23.503	23.706	1'33.837	290,3	16:10'15.777
7	19.936	26.854	23.513	23.858	1'34.161	291,1	16:11'49.938
8	19.820	27.693	23.504	23.739	1'34.756	291,9	16:13'24.694
9	19.873	26.962	23.381	23.747	1'33.963	291,9	16:14'58.657
10	19.875	26.994	23.410	23.723	1'34.002	291,9	16:16'32.659
11	<b>19.725</b>	26.910	23.387	23.692	<b>1'33.714</b>	291,1	16:18'06.373
12	19.849	26.922	23.580	23.778	1'34.129	292,7	16:19'40.502
13	19.791	26.942	23.453	23.712	1'33.898	<b>293,5</b>	16:21'14.400
14	19.813	26.960	23.495	23.910	1'34.178	<b>293,5</b>	16:22'48.578
15	19.867	26.874	23.508	23.928	1'34.177	291,9	16:24'22.755
16	19.765	<b>26.832</b>	23.611	23.764	1'33.972	291,1	16:25'56.727
17	19.830	26.887	23.549	23.806	1'34.072	291,9	16:27'30.799
18	19.884	26.909	23.631	23.796	1'34.220	291,9	16:29'05.019
19	19.838	27.046	23.655	23.828	1'34.367	290,3	16:30'39.386
20	19.818	26.974	23.541	24.069	1'34.402	291,9	16:32'13.788

4° 2 L. CAMIER (1'33.808)							
Lap	Seg.1	Seg.2	Seg.3	Seg.4	Lap Time	km/h	Local Time
1		27.122	23.563	23.838	1'35.930	293,5	16:02'25.515
2	19.905	27.280	23.792	23.804	1'34.781	291,9	16:04'00.296
3	19.887	27.168	23.440	23.739	1'34.234	294,3	16:05'34.530
4	19.848	27.270	23.496	23.798	1'34.412	293,5	16:07'08.942
5	19.905	27.083	23.431	23.768	1'34.187	290,3	16:08'43.129
6	19.903	27.011	23.403	23.715	1'34.032	290,3	16:10'17.161
7	19.982	27.072	23.381	23.771	1'34.206	291,1	16:11'51.367
8	19.921	26.924	23.629	23.812	1'34.286	291,9	16:13'25.653
9	19.847	26.948	23.439	23.849	1'34.083	291,9	16:14'59.736
10	19.822	<b>26.854</b>	23.424	23.708	<b>1'33.808</b>	291,9	16:16'33.544
11	19.844	27.015	23.427	23.779	1'34.065	291,9	16:18'07.609
12	19.828	26.984	23.439	<b>23.684</b>	1'33.935	292,7	16:19'41.544
13	20.180	27.743	23.507	23.883	1'35.313	293,5	16:21'16.857
14	19.829	27.000	<b>23.358</b>	23.834	1'34.021	<b>295,9</b>	16:22'50.878
15	19.808	27.147	23.603	23.861	1'34.419	293,5	16:24'25.297
16	<b>19.796</b>	27.037	23.522	23.814	1'34.169	291,1	16:25'59.466
17	19.866	27.024	23.463	23.825	1'34.178	290,3	16:27'33.644
18	19.895	26.973	23.459	23.780	1'34.107	292,7	16:29'07.751
19	19.837	27.222	23.522	23.815	1'34.396	290,3	16:30'42.147
20	19.862	27.192	23.536	24.032	1'34.622	295,1	16:32'16.769

2° 12 X. FORES (1'33.818)							
Lap	Seg.1	Seg.2	Seg.3	Seg.4	Lap Time	km/h	Local Time
1		27.450	23.610	23.964	1'36.388	295,9	16:02'25.973
2	19.769	27.261	23.688	23.810	1'34.528	299,2	16:04'00.501
3	19.992	27.275	23.485	23.816	1'34.568	297,5	16:05'35.069
4	19.752	27.113	23.610	23.840	1'34.315	298,3	16:07'09.384
5	19.698	27.226	23.568	23.816	1'34.308	298,3	16:08'43.692
6	19.680	26.966	23.436	23.736	<b>1'33.818</b>	294,3	16:10'17.510
7	19.733	27.098	23.523	23.774	1'34.128	296,7	16:11'51.638
8	19.691	27.050	23.702	23.853	1'34.296	299,2	16:13'25.934
9	19.741	26.940	23.568	23.784	1'34.033	298,3	16:14'59.967
10	19.758	26.991	23.458	23.731	1'33.938	296,7	16:16'33.905
11	19.729	26.965	23.452	23.743	1'33.889	295,1	16:18'07.794
12	<b>19.666</b>	27.128	23.522	<b>23.685</b>	1'34.001	<b>300,0</b>	16:19'41.795
13	19.849	27.196	23.649	23.782	1'34.476	296,7	16:21'16.271
14	19.784	26.998	23.486	23.746	1'34.014	294,3	16:22'50.285
15	19.711	26.962	23.456	23.834	1'33.963	293,5	16:24'24.248
16	19.774	<b>26.909</b>	23.475	23.830	1'33.988	291,9	16:25'58.236
17	19.806	27.006	<b>23.392</b>	23.867	1'34.071	291,9	16:27'32.307
18	19.785	27.015	23.533	23.881	1'34.214	291,1	16:29'06.521
19	19.884	26.981	23.480	23.875	1'34.220	293,5	16:30'40.741
20	20.047	26.992	23.524	24.034	1'34.597	290,3	16:32'15.338

5° 22 A. LOWES (1'33.965)							
Lap	Seg.1	Seg.2	Seg.3	Seg.4	Lap Time	km/h	Local Time
1		27.727	23.677	24.096	1'37.108	286,5	16:02'26.693
2	19.838	27.416	24.736	23.956	1'35.946	300,0	16:04'02.639
3	19.724	27.108	23.527	23.754	1'34.113	297,5	16:05'36.752
4	19.671	27.402	23.632	23.806	1'34.511	291,1	16:07'11.263
5	19.790	27.250	23.762	23.936	1'34.738	297,5	16:08'46.001
6	19.725	27.160	23.714	23.756	1'34.355	296,7	16:10'20.356
7	19.775	27.100	23.522	23.835	1'34.232	298,3	16:11'54.588
8	19.710	27.061	23.436	23.758	<b>1'33.965</b>	300,0	16:13'28.553
9	19.880	27.236	23.466	23.822	1'34.404	295,9	16:15'02.957
10	19.751	27.109	23.656	23.827	1'34.343	295,1	16:16'37.300
11	19.728	27.107	23.572	<b>23.739</b>	1'34.146	296,7	16:18'11.446
12	19.748	27.042	23.485	23.769	1'34.044	296,7	16:19'45.490
13	19.673	27.337	24.069	23.792	1'34.871	<b>302,5</b>	16:21'20.361
14	<b>19.663</b>	27.226	23.471	23.833	1'34.193	298,3	16:22'54.554
15	19.777	27.030	<b>23.355</b>	23.932	1'34.094	295,1	16:24'28.648
16	19.825	<b>26.985</b>	23.456	23.927	1'34.193	295,9	16:26'02.841
17	19.818	27.156	23.450	23.774	1'34.198	294,3	16:27'37.039
18	19.850	27.146	23.777	24.079	1'34.852	295,1	16:29'11.891
19	19.773	27.179	23.756	24.019	1'34.727	291,9	16:30'46.618
20	19.899	27.043	23.543	23.943	1'34.428	294,3	16:32'21.046

3° 7 C. DAVIES (1'33.778)							
Lap	Seg.1	Seg.2	Seg.3	Seg.4	Lap Time	km/h	Local Time
1		27.743	23.708	23.877	1'37.119	272,7	16:02'26.704
2	19.867	27.154	23.510	23.904	1'34.435	302,5	16:04'01.139
3	19.826	27.420	23.491	23.785	1'34.522	299,2	16:05'35.661
4	19.800	27.217	23.511	24.073	1'34.601	296,7	16:07'10.262
5	19.714	26.957	23.436	23.752	1'33.859	299,2	16:08'44.121
6	19.765	27.206	23.485	23.806	1'34.262	299,2	16:10'18.383
7	19.777	27.016	23.426	23.749	1'33.968	<b>303,4</b>	16:11'52.351
8	19.698	27.156	23.537	<b>23.726</b>	1'34.117	299,2	16:13'26.468
9	19.903	27.097	23.565	23.772	1'34.337	296,7	16:15'00.805
10	19.751	26.985	23.467	23.735	1'33.938	297,5	16:16'34.743
11	<b>19.669</b>	27.040	23.493	23.734	1'33.936	297,5	16:18'08.679
12	19.761	27.114	23.525	23.861	1'34.261	298,3	16:19'42.940
13	19.828	27.024	23.446	24.604	1'34.902	297,5	16:21'17.842
14	19.873	27.001	23.431	23.840	1'34.145	298,3	16:22'51.987
15	19.753	<b>26.871</b>	23.427	23.727	<b>1'33.778</b>	296,7	16:24'25.765
16	19.698	26.992	<b>23.413</b>	23.741	1'33.844	297,5	16:25'59.609

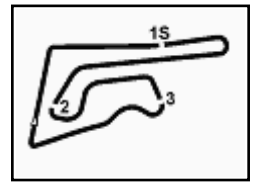
6° 66 T. SYKES (1'34.183)							
Lap	Seg.1	Seg.2	Seg.3	Seg.4	Lap Time	km/h	Local Time
1		27.188	23.692	23.714	1'35.629	295,1	16:02'25.214
2	20.075	27.252	23.753	<b>23.679</b>	1'34.759	288,0	16:03'59.973
3	20.047	27.434	23.565	23.782	1'34.828	287,2	16:05'34.801
4	19.823	27.130	23.635	23.827	1'34.415	295,1	16:07'09.216
5	19.849	27.036	23.538	23.856	1'34.279	295,1	16:08'43.495
6	19.893	27.260	23.555	23.792	1'34.500	291,9	16:10'17.995
7	19.858	27.120	23.450	23.776	1'34.204	293,5	16:11'52.199
8	19.816	27.043	23.553	23.938	1'34.350	294,3	16:13'26.549
9	19.927	27.257	23.584	23.883	1'34.651	<b>298,3</b>	16:15'01.200
10	<b>19.784</b>	27.276	23.602	23.794	1'34.456	295,1	16:16'35.656
11	19.851	27.081	23.524	23.943	1'34.399	292,7	16:18'10.055

24/03/2018

**P = Pits In/Out - C = Lap Time Cancelled**

These data/results cannot be reproduced, stored and/or transmitted in whole or in part by any manner of electronic, mechanical, photocopying, recording, broadcasting or otherwise now known or herein after developed without the previous express consent by the copyright owner, except for reproduction in daily press and regular printed publications on sale to the public within 60 days of the event related to those data/results and always provided that copyright symbol appears together as follows below.

© DORNA WSBK ORGANIZATION Srl 2018



Buriram 4.554 m

## Thai Round, 23-24-25 March 2018 World Superbike - Chronological Analysis Race 1

Start at 16:00'49.585

**2 / 4**

Lap	Seg.1	Seg.2	Seg.3	Seg.4	Lap Time	km/h	Local Time
12	19.897	27.122	23.618	23.819	1'34.456	292,7	16:19'44.511
13	19.973	27.167	23.617	23.937	1'34.694	293,5	16:21'19.205
14	19.967	27.040	23.566	23.886	1'34.459	292,7	16:22'53.664
15	19.844	27.006	<b>23.437</b>	23.896	<b>1'34.183</b>	291,9	16:24'27.847
16	19.880	<b>26.960</b>	23.611	23.977	1'34.428	290,3	16:26'02.275
17	19.905	27.296	23.579	23.909	1'34.689	291,9	16:27'36.964
18	19.950	27.046	23.692	23.991	1'34.679	288,8	16:29'11.643
19	20.068	27.289	23.809	23.924	1'35.090	289,5	16:30'46.733
20	19.919	27.128	23.592	23.917	1'34.556	<b>298,3</b>	16:32'21.289

**7° 60 M. VAN DER MARK (1'34.012)**

Lap	Seg.1	Seg.2	Seg.3	Seg.4	Lap Time	km/h	Local Time
1		27.665	23.717	23.849	1'37.270	289,5	16:02'26.855
2	19.790	27.347	23.896	23.738	1'34.771	295,9	16:04'01.626
3	19.734	27.192	23.529	23.931	1'34.386	<b>300,0</b>	16:05'36.012
4	20.196	27.340	23.557	23.903	1'34.996	291,9	16:07'11.008
5	19.769	27.166	23.764	23.962	1'34.661	299,2	16:08'45.669
6	19.832	27.137	23.511	23.795	1'34.275	295,1	16:10'19.944
7	19.856	27.025	23.459	23.837	1'34.177	294,3	16:11'54.121
8	19.848	27.035	<b>23.418</b>	<b>23.711</b>	<b>1'34.012</b>	295,1	16:13'28.133
9	<b>19.720</b>	<b>27.005</b>	23.508	23.779	<b>1'34.012</b>	295,9	16:15'02.145
10	19.752	27.080	23.842	23.842	1'34.516	296,7	16:16'36.661
11	19.817	27.174	23.486	23.830	1'34.307	293,5	16:18'10.968
12	19.874	27.101	23.552	23.807	1'34.334	295,1	16:19'45.302
13	19.843	27.327	23.832	23.869	1'34.871	297,5	16:21'20.173
14	19.866	27.357	23.578	23.805	1'34.606	294,3	16:22'54.779
15	19.812	27.058	23.455	23.879	1'34.204	295,9	16:24'28.983
16	19.851	27.128	23.749	23.863	1'34.591	294,3	16:26'03.574
17	19.866	27.294	23.573	23.905	1'34.638	293,5	16:27'38.212
18	19.934	27.197	23.656	23.945	1'34.732	293,5	16:29'12.944
19	20.073	27.183	23.565	23.963	1'34.784	292,7	16:30'47.728
20	19.825	27.138	23.609	23.988	1'34.560	293,5	16:32'22.288

**10° 81 J. TORRES (1'34.223)**

Lap	Seg.1	Seg.2	Seg.3	Seg.4	Lap Time	km/h	Local Time
1		27.803	23.502	23.988	1'36.732	295,1	16:02'26.317
2	19.908	27.186	23.489	23.930	1'34.513	<b>298,3</b>	16:04'00.830
3	19.933	27.319	23.529	23.848	1'34.629	<b>300,0</b>	16:05'35.459
4	19.848	27.458	23.524	24.002	1'34.832	295,9	16:07'10.291
5	19.941	<b>27.063</b>	23.427	23.843	1'34.274	<b>298,3</b>	16:08'44.565
6	19.865	27.257	24.861	24.017	1'36.000	295,9	16:10'20.565
7	<b>19.803</b>	27.146	23.381	23.943	1'34.273	297,5	16:11'54.838
8	19.823	27.238	<b>23.330</b>	<b>23.832</b>	<b>1'34.223</b>	296,7	16:13'29.061
9	19.875	27.273	23.382	23.848	1'34.378	295,9	16:15'03.439
10	19.846	27.195	23.437	23.913	1'34.391	295,1	16:16'37.830
11	20.646	27.396	23.454	23.961	1'35.457	289,5	16:18'13.287
12	19.922	27.256	23.502	24.053	1'34.733	292,7	16:19'48.020
13	19.859	27.145	23.443	23.893	1'34.340	294,3	16:21'22.360
14	19.870	27.132	23.430	24.059	1'34.491	294,3	16:22'56.851
15	19.935	27.180	23.384	23.987	1'34.486	291,1	16:24'31.337
16	19.929	27.152	23.472	23.918	1'34.471	291,9	16:26'05.808
17	19.950	27.330	23.506	23.945	1'34.731	291,1	16:27'40.539
18	19.876	27.193	23.614	23.946	1'34.629	291,9	16:29'15.168
19	19.971	27.348	23.591	23.963	1'34.873	289,5	16:30'50.041
20	19.999	27.277	23.609	24.040	1'34.925	294,3	16:32'24.966

**8° 33 M. MELANDRI (1'34.153)**

Lap	Seg.1	Seg.2	Seg.3	Seg.4	Lap Time	km/h	Local Time
1		27.510	23.581	24.011	1'36.622	294,3	16:02'26.207
2	<b>19.593</b>	27.381	23.645	23.932	1'34.551	291,1	16:04'00.758
3	19.762	27.458	23.465	23.848	1'34.533	299,2	16:05'35.291
4	19.727	27.229	23.483	24.163	1'34.602	292,7	16:07'09.893
5	19.780	<b>26.988</b>	23.505	23.914	1'34.187	295,9	16:08'44.080
6	19.732	27.087	23.517	23.935	1'34.271	300,0	16:10'18.351
7	19.716	27.401	23.476	23.979	1'34.572	<b>301,7</b>	16:11'52.923
8	19.747	27.095	23.551	23.852	1'34.245	300,0	16:13'27.168
9	19.810	27.157	23.493	23.885	1'34.345	295,9	16:15'01.513
10	19.896	27.514	24.278	23.928	1'35.616	276,2	16:16'37.129
11	19.723	27.660	23.708	23.956	1'35.047	282,7	16:18'12.176
12	19.882	27.281	23.768	24.012	1'34.943	283,5	16:19'47.119
13	19.772	27.114	23.534	<b>23.769</b>	1'34.189	291,9	16:21'21.308
14	19.714	27.130	23.481	23.842	1'34.167	286,5	16:22'55.475
15	19.740	27.172	<b>23.325</b>	23.916	<b>1'34.153</b>	286,5	16:24'29.628
16	19.708	27.388	23.584	23.894	1'34.574	288,0	16:26'04.202
17	19.717	27.332	23.550	24.064	1'34.663	286,5	16:27'38.865
18	19.778	27.069	23.650	23.919	1'34.416	288,8	16:29'13.281
19	19.930	27.214	23.572	23.970	1'34.686	290,3	16:30'47.967
20	19.945	27.648	23.866	24.546	1'36.005	282,7	16:32'23.972

**11° 76 L. BAZ (1'34.843)**

Lap	Seg.1	Seg.2	Seg.3	Seg.4	Lap Time	km/h	Local Time
1		27.878	23.948	24.102	1'38.506	287,2	16:02'28.091
2	<b>19.803</b>	27.496	23.723	24.054	1'35.076	<b>300,0</b>	16:04'03.167
3	20.042	27.725	23.597	24.198	1'35.562	291,9	16:05'38.729
4	20.505	27.552	23.667	24.061	1'35.785	295,1	16:07'14.514
5	20.039	27.420	23.566	23.986	1'35.011	291,9	16:08'49.525
6	19.975	27.327	23.719	24.106	1'35.127	295,1	16:10'24.652
7	19.973	27.540	23.667	24.292	1'35.472	295,1	16:12'00.124
8	19.993	27.439	<b>23.545</b>	24.040	1'35.017	<b>298,3</b>	16:13'35.141
9	20.106	27.377	23.740	<b>23.933</b>	1'35.156	289,5	16:15'10.297
10	19.996	27.276	23.555	24.016	<b>1'34.843</b>	291,1	16:16'45.140
11	20.109	27.362	23.723	24.045	1'35.239	288,0	16:18'20.379
12	20.092	27.331	23.663	24.080	1'35.166	291,1	16:19'55.545
13	20.049	27.527	23.568	24.136	1'35.280	292,7	16:21'30.825
14	20.016	27.456	23.561	24.301	1'35.334	293,5	16:23'06.159
15	19.973	27.356	23.646	24.159	1'35.134	292,7	16:24'41.293
16	20.195	27.382	23.571	24.208	1'35.356	285,7	16:26'16.649
17	20.174	27.344	23.709	24.177	1'35.404	286,5	16:27'52.053
18	20.092	27.342	23.813	24.138	1'35.385	286,5	16:29'27.438
19	20.113	<b>27.215</b>	23.682	24.039	1'35.049	286,5	16:31'02.487
20	19.980	27.251	23.696	24.436	1'35.363	288,0	16:32'37.850

**12° 32 L. SAVADORI (1'34.554)**

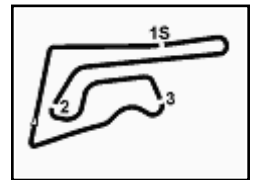
Lap	Seg.1	Seg.2	Seg.3	Seg.4	Lap Time	km/h	Local Time
1		27.937	24.069	24.089	1'38.354	296,7	16:02'27.939

24/03/2018

**P = Pits In/Out - C = Lap Time Cancelled**

These data/results cannot be reproduced, stored and/or transmitted in whole or in part by any manner of electronic, mechanical, photocopying, recording, broadcasting or otherwise now known or herein after developed without the previous express consent by the copyright owner, except for reproduction in daily press and regular printed publications on sale to the public within 60 days of the event related to those data/results and always provided that copyright symbol appears together as follows below.

© DORNA WSBK ORGANIZATION Srl 2018


**Thai Round, 23-24-25 March 2018**  
**World Superbike - Chronological Analysis Race 1**

Buriram 4.554 m

Start at 16:00'49.585

**3 / 4**

Lap	Seg.1	Seg.2	Seg.3	Seg.4	Lap Time	km/h	Local Time
2	19.899	27.873	23.729	24.040	1'35.541	<b>301,7</b>	16:04'03.480
3	<b>19.828</b>	27.774	23.627	24.083	1'35.312	291,9	16:05'38.792
4	19.953	27.645	23.603	<b>23.900</b>	1'35.101	295,9	16:07'13.893
5	19.973	27.399	23.692	23.983	1'35.047	293,5	16:08'48.940
6	20.042	27.436	23.627	24.079	1'35.184	293,5	16:10'24.124
7	19.998	27.467	23.686	23.995	1'35.146	293,5	16:11'59.270
8	19.848	<b>27.254</b>	<b>23.517</b>	23.935	<b>1'34.554</b>	293,5	16:13'33.824
9	20.005	27.461	23.620	23.975	1'35.061	293,5	16:15'08.885
10	19.933	27.448	23.790	24.069	1'35.240	293,5	16:16'44.125
11	20.006	27.476	23.716	24.246	1'35.444	292,7	16:18'19.569
12	20.065	27.496	23.712	24.293	1'35.566	291,9	16:19'55.135
13	20.015	27.435	23.687	24.209	1'35.346	294,3	16:21'30.481
14	20.060	27.520	23.652	24.271	1'35.503	292,7	16:23'05.984
15	20.106	27.604	23.738	24.260	1'35.708	291,1	16:24'41.692
16	20.044	27.461	23.639	24.157	1'35.301	293,5	16:26'16.993
17	20.015	27.360	23.725	24.183	1'35.283	294,3	16:27'52.276
18	19.993	27.452	23.832	24.429	1'35.706	293,5	16:29'27.982
19	19.904	27.308	23.613	24.190	1'35.015	294,3	16:31'02.997
20	19.968	27.461	23.730	24.264	1'35.423	293,5	16:32'38.420

13° 36 L. MERCADO (1'34.951)							
Lap	Seg.1	Seg.2	Seg.3	Seg.4	Lap Time	km/h	Local Time
1		28.165	23.735	24.119	1'38.956	289,5	16:02'28.541
2	19.955	27.456	23.740	24.061	1'35.212	290,3	16:04'03.753
3	19.962	27.530	23.682	24.125	1'35.299	295,1	16:05'39.052
4	20.155	27.681	24.119	24.004	1'35.959	291,9	16:07'15.011
5	20.002	27.305	23.665	24.042	1'35.014	291,9	16:08'50.025
6	20.101	27.292	23.676	24.101	1'35.170	292,7	16:10'25.195
7	20.107	27.447	23.670	23.954	1'35.178	290,3	16:12'00.373
8	19.931	27.330	23.910	24.119	1'35.290	<b>295,9</b>	16:13'35.663
9	19.937	27.432	23.787	24.116	1'35.272	293,5	16:15'10.935
10	<b>19.809</b>	27.686	23.617	<b>23.948</b>	1'35.060	<b>295,9</b>	16:16'45.995
11	19.906	27.625	<b>23.572</b>	24.143	1'35.246	291,9	16:18'21.241
12	19.915	28.132	23.612	23.984	1'35.643	294,3	16:19'56.884
13	20.032	<b>27.243</b>	23.686	23.990	<b>1'34.951</b>	290,3	16:21'31.835
14	19.990	27.488	23.604	24.103	1'35.185	294,3	16:23'07.020
15	19.977	27.443	23.627	24.271	1'35.318	291,9	16:24'42.338
16	19.988	27.650	23.828	24.074	1'35.540	294,3	16:26'17.878
17	20.017	27.433	23.610	24.095	1'35.155	285,7	16:27'53.033
18	20.245	27.733	23.694	24.218	1'35.890	282,7	16:29'28.923
19	20.167	27.458	23.600	24.146	1'35.371	285,7	16:31'04.294
20	20.067	27.459	23.663	24.419	1'35.608	286,5	16:32'39.902

16° 68 Y. HERNANDEZ (1'35.133)							
Lap	Seg.1	Seg.2	Seg.3	Seg.4	Lap Time	km/h	Local Time
1		28.271	23.911	24.275	1'40.128	285,7	16:02'29.713
2	20.072	27.765	<b>23.522</b>	24.048	1'35.407	298,3	16:04'05.120
3	20.135	27.813	23.539	24.012	1'35.499	291,9	16:05'40.619
4	20.102	<b>27.502</b>	23.558	<b>23.971</b>	<b>1'35.133</b>	295,1	16:07'15.752
5	19.856	27.690	23.658	24.030	1'35.234	297,5	16:08'50.986
6	19.957	27.615	23.810	24.254	1'35.636	296,7	16:10'26.622
7	19.958	27.524	23.672	24.009	1'35.163	297,5	16:12'01.785
8	19.937	27.776	23.714	24.148	1'35.575	295,9	16:13'37.360
9	19.820	27.880	23.694	24.016	1'35.410	<b>300,8</b>	16:15'12.770
10	19.868	27.893	23.730	24.014	1'35.505	293,5	16:16'48.275
11	19.887	27.658	23.676	24.054	1'35.275	293,5	16:18'23.550
12	19.941	27.776	23.651	24.075	1'35.443	297,5	16:19'58.993
13	<b>19.807</b>	27.638	23.759	24.160	1'35.364	298,3	16:21'34.357
14	20.048	27.828	23.857	24.142	1'35.875	292,7	16:23'10.232
15	19.928	27.818	23.749	24.214	1'35.709	290,3	16:24'45.941
16	20.016	27.662	23.744	24.159	1'35.581	288,8	16:26'21.522
17	19.969	27.671	23.845	24.136	1'35.621	290,3	16:27'57.143
18	19.985	28.022	23.779	24.233	1'36.019	290,3	16:29'33.162
19	20.002	27.673	23.767	24.244	1'35.686	289,5	16:31'08.848
20	20.001	27.656	23.791	24.157	1'35.605	289,5	16:32'44.453

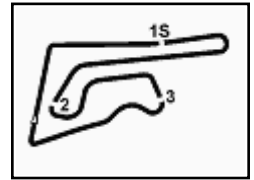
14° 40 R. RAMOS (1'34.977)							
Lap	Seg.1	Seg.2	Seg.3	Seg.4	Lap Time	km/h	Local Time
1		28.067	23.831	24.138	1'39.179	283,5	16:02'28.764
2	19.945	27.489	23.715	24.070	1'35.219	295,1	16:04'03.983
3	19.970	27.466	23.737	24.029	1'35.202	293,5	16:05'39.185
4	20.308	27.524	23.827	<b>23.964</b>	1'35.623	293,5	16:07'14.808
5	20.001	27.361	23.628	24.091	1'35.081	292,7	16:08'49.889
6	20.044	27.334	23.573	24.026	<b>1'34.977</b>	291,1	16:10'24.866
7	<b>19.877</b>	27.593	23.603	24.030	1'35.103	295,9	16:11'59.969
8	20.047	27.307	23.549	24.353	1'35.256	291,1	16:13'35.225
9	20.091	27.437	23.757	24.104	1'35.389	<b>296,7</b>	16:15'10.614
10	20.066	<b>27.305</b>	23.597	24.020	1'34.988	291,1	16:16'45.602
11	20.131	27.521	<b>23.506</b>	24.156	1'35.314	291,1	16:18'20.916
12	19.987	27.362	23.660	24.048	1'35.057	293,5	16:19'55.973
13	20.021	27.469	23.754	24.154	1'35.398	294,3	16:21'31.371
14	20.108	27.394	23.609	24.164	1'35.275	293,5	16:23'06.646
15	20.048	27.451	23.663	24.104	1'35.266	291,9	16:24'41.912
16	20.143	27.573	23.632	24.071	1'35.419	289,5	16:26'17.331
17	20.134	27.549	23.595	24.420	1'35.698	288,0	16:27'53.029
18	20.238	27.864	23.773	24.136	1'36.011	284,2	16:29'29.040
19	20.111	27.619	23.568	24.123	1'35.421	292,7	16:31'04.461

17° 99 P. JACOBSEN (1'35.127)							
Lap	Seg.1	Seg.2	Seg.3	Seg.4	Lap Time	km/h	Local Time
1		28.439	24.367	24.115	1'40.071	285,0	16:02'29.656
2	19.868	<b>27.346</b>	24.049	24.151	1'35.414	297,5	16:04'05.070
3	20.174	27.457	<b>23.665</b>	<b>23.978</b>	1'35.274	<b>299,2</b>	16:05'40.344
4	<b>19.735</b>	27.466	23.792	24.153	1'35.146	<b>299,2</b>	16:07'15.490
5	19.816	27.682	23.775	24.096	1'35.369	287,2	16:08'50.859
6	19.901	27.440	23.784	24.460	1'35.585	295,1	16:10'26.444
7	19.956	27.472	23.714	23.985	<b>1'35.127</b>	294,3	16:12'01.571
8	19.968	27.668	23.818	24.138	1'35.592	294,3	16:13'37.163
9	19.878	27.495	23.673	24.082	1'35.128	295,1	16:15'12.291
10	20.015	27.435	23.853	24.174	1'35.477	291,1	16:16'47.768
11	19.978	27.660	23.842	24.155	1'35.635	292,7	16:18'23.403
12	19.953	27.463	23.673	24.186	1'35.275	293,5	16:19'58.678
13	19.920	27.595	23.731	24.263	1'35.509	295,1	16:21'34.187
14	20.170	27.687	24.206	24.308	1'36.371	295,1	16:23'10.558

24/03/2018 P = Pits In/Out - C = Lap Time Cancelled

These data/results cannot be reproduced, stored and/or transmitted in whole or in part by any manner of electronic, mechanical, photocopying, recording, broadcasting or otherwise now known or herein after developed without the previous express consent by the copyright owner, except for reproduction in daily press and regular printed publications on sale to the public within 60 days of the event related to those data/results and always provided that copyright symbol appears together as follows below.

© DORNA WSBK ORGANIZATION Srl 2018



Buriram 4.554 m

4 / 4

## Thai Round, 23-24-25 March 2018 World Superbike - Chronological Analysis Race 1

Start at 16:00'49.585

15	20.208	27.500	23.811	24.193	1'35.712	293,5	16:24'46.270
16	19.931	27.730	23.898	24.296	1'35.855	294,3	16:26'22.125
17	19.912	27.689	23.917	24.488	1'36.006	294,3	16:27'58.131
18	20.357	27.617	23.928	24.397	1'36.299	291,1	16:29'34.430
19	20.049	27.766	23.966	24.421	1'36.202	292,7	16:31'10.632
20	19.897	27.631	23.893	24.360	1'35.781	293,5	16:32'46.413

18° 45 J. GAGNE (1'35.028)							
Lap	Seg.1	Seg.2	Seg.3	Seg.4	Lap Time	km/h	Local Time
1		28.153	23.906	24.146	1'39.346	284,2	16:02'28.931
2	<b>19.792</b>	27.594	23.707	<b>24.119</b>	1'35.212	291,1	16:04'04.143
3	19.800	27.659	23.633	24.151	1'35.243	291,1	16:05'39.386
4	20.060	27.700	23.958	24.223	1'35.941	287,2	16:07'15.327
5	19.857	27.438	<b>23.552</b>	24.181	<b>1'35.028</b>	<b>291,9</b>	16:08'50.355
6	19.881	<b>27.377</b>	23.751	25.075	1'36.084	288,8	16:10'26.439
7	20.377	27.645	23.852	24.347	1'36.221	287,2	16:12'02.660
8	20.124	27.396	23.908	24.296	1'35.724	288,0	16:13'38.384
9	20.139	27.575	23.943	24.324	1'35.981	289,5	16:15'14.365
10	20.024	27.536	23.964	24.176	1'35.700	288,0	16:16'50.065
11	20.011	27.576	23.919	24.286	1'35.792	288,8	16:18'25.857
12	20.007	27.567	23.917	24.284	1'35.775	289,5	16:20'01.632
13	20.066	27.584	24.037	24.403	1'36.090	<b>291,9</b>	16:21'37.722
14	20.140	27.693	23.924	24.507	1'36.264	288,8	16:23'13.986
15	20.155	27.610	24.141	24.537	1'36.443	289,5	16:24'50.429
16	20.107	27.594	23.996	24.446	1'36.143	288,8	16:26'26.572
17	20.104	27.771	24.021	24.552	1'36.448	288,8	16:28'03.020
18	20.184	27.469	23.934	24.991	1'36.578	287,2	16:29'39.598
19	20.113	27.695	24.160	24.422	1'36.390	288,0	16:31'15.988
20	20.041	27.870	24.051	24.590	1'36.552	286,5	16:32'52.540

RET 37 O. JEZEK (1'36.292)							
Lap	Seg.1	Seg.2	Seg.3	Seg.4	Lap Time	km/h	Local Time
1		28.405	23.991	24.857	1'40.486	264,1	16:02'30.071
2	20.402	27.828	<b>23.927</b>	24.398	1'36.555	<b>288,8</b>	16:04'06.626
3	<b>20.290</b>	27.746	23.936	24.333	1'36.305	285,0	16:05'42.931
4	20.388	<b>27.633</b>	23.957	24.314	<b>1'36.292</b>	282,7	16:07'19.223
5	20.428	<b>27.633</b>	24.016	<b>24.276</b>	1'36.353	280,5	16:08'55.576
6	20.442	27.816	24.160	24.575	1'36.993	281,3	16:10'32.569
7	20.540	27.665	24.107	24.741	1'37.053	280,5	16:12'09.622
8	20.537	27.757	24.065	24.589	1'36.948	280,5	16:13'46.570
9	20.490	27.823	23.969	24.428	1'36.710	279,8	16:15'23.280
10	20.441	27.764	24.154	24.426	1'36.785	277,6	16:17'00.065
11	20.542	27.861	24.491	24.508	1'37.402	278,4	16:18'37.467
12	20.577	27.779	24.057	24.591	1'37.004	279,1	16:20'14.471
13	20.729	28.274	24.377	24.437	1'37.817	279,1	16:21'52.288
14	20.348	27.795	24.045	24.462	1'36.650	279,8	16:23'28.938
15	20.502	27.657	24.139	24.534	1'36.832	276,9	16:25'05.770
16	20.490	27.969	24.676	36.949	1'50.084P	277,6	16:26'55.854

24/03/2018 P = Pits In/Out - C = Lap Time Cancelled

These data/results cannot be reproduced, stored and/or transmitted in whole or in part by any manner of electronic, mechanical, photocopying, recording, broadcasting or otherwise now known or herein after developed without the previous express consent by the copyright owner, except for reproduction in daily press and regular printed publications on sale to the public within 60 days of the event related to those data/results and always provided that copyright symbol appears together as follows below.

© DORNA WSBK ORGANIZATION Srl 2018