

Thai Round, 23-24-25 March 2018

World Superbike - Results Race 2

Laps 20 = 91,080 Km - Time of Race 31'23.406 - Avg. 174,093 km/h

Buriram 4.554 m

1 / 2

Pos	Race	Grid	No. Rider	Nat	Team	Bike	Class	LL	Gap	Fastest Lap	Speed	Qualifying		Ranking			
												Time	Speed	R1	R2	Tot	Pos
1	9	7	C. DAVIES	GBR	Aruba.it Racing - Ducati	Ducati Panigale R		20		1'33.627	305,1	1'33.148	299,2	16	25	57	4
2	10	60	M. VAN DER MARK	NED	Pata Yamaha Official WorldSBK Team	Yamaha YZF R1		20	2.185	1'33.775	299,2	1'33.373	301,7	9	20	45	6
3	6	22	A. LOWES	GBR	Pata Yamaha Official WorldSBK Team	Yamaha YZF R1		20	3.884	1'33.946	298,3	1'33.036	297,5	11	16	48	5
4	1	1	J. REA	GBR	Kawasaki Racing Team WorldSBK	Kawasaki ZX-10RR		20	6.554	1'33.783	302,5	1'32.814	295,1	25	13	69	1
5	5	12	X. FORES	ESP	Barni Racing Team	Ducati Panigale R	IND	20	8.973	1'33.805	300,0	1'33.022	296,7	20	11	60	3
6	3	2	L. CAMIER	GBR	Red Bull Honda World Superbike Team	Honda CBR1000RR		20	10.647	1'34.130	299,2	1'32.922	292,7	13	10	42	8
7	7	33	M. MELANDRI	ITA	Aruba.it Racing - Ducati	Ducati Panigale R		20	17.523	1'33.961	304,2	1'33.103	299,2	8	9	67	2
8	12	54	T. RAZGATLIOGLU	TUR	Kawasaki Puccetti Racing	Kawasaki ZX-10RR	IND	20	21.618	1'34.536	303,4	1'34.570	291,9	1	8	18	10
9	11	32	L. SAVADORI	ITA	Milwaukee Aprilia	Aprilia RSV4 RF		20	25.345	1'34.847	301,7	1'33.450	297,5	4	7	11	15
10	17	99	P. JACOBSEN	USA	TripleM Honda World Superbike Team	Honda CBR1000RR	IND	20	27.076	1'35.027	300,0	1'34.782	295,1		6	8	17
11	18	68	Y. HERNANDEZ	COL	Team Pedercini Racing	Kawasaki ZX-10RR	IND	20	28.668	1'34.938	302,5	1'34.783	295,1		5	5	18
12	15	76	L. BAZ	FRA	GULF ALTHEA BMW Racing Team	BMW S 1000 RR		20	29.004	1'35.064	297,5	1'34.477	295,1	5	4	21	9
13	16	40	R. RAMOS	ESP	Team GoEleven Kawasaki	Kawasaki ZX-10RR	IND	20	30.434	1'34.885	293,5	1'34.729	291,1	2	3	12	14
14	14	45	J. GAGNE	USA	Red Bull Honda World Superbike Team	Honda CBR1000RR		20	30.527	1'35.009	296,7	1'34.404	294,3		2	9	16
-----Not Classified-----																	
RET	13	36	L. MERCADO	ARG	Orelac Racing VerdNatura	Kawasaki ZX-10RR	IND	18	2 Laps	1'34.995	295,9	1'34.271	295,1	3		13	13
RET	2	66	T. SYKES	GBR	Kawasaki Racing Team WorldSBK	Kawasaki ZX-10RR		7	13 Laps	1'34.973	299,2	1'32.817	293,5	10		43	7
RET	8	50	E. LAVERTY	IRL	Milwaukee Aprilia	Aprilia RSV4 RF		4	16 Laps	1'34.753	303,4	1'33.119	299,2	7		16	11
RET	4	81	J. TORRES	ESP	MV Agusta Reparto Corse	MV Agusta 1000 F4		4	16 Laps	1'34.471	305,1	1'32.972	295,9	6		14	12
-----Disqualified-----																	
DSQ	19	37	O. JEZEK	CZE	Guandalini Racing	Yamaha YZF R1	IND	5	15 Laps	1'37.806	283,5	1'35.925	287,2			1	19

AIR	Humidity:	44%	Temp:	33°C
TRACK	Condition:	Dry	Temp:	41°C

Records	Pole (SP2)	2018	J.Rea	1'32.814	176,64 Km/h
	Race (RC1)	2017	J.Rea	1'33.436	175,46 Km/h
	Circuit (SP2)	2018	J.Rea	1'32.814	176,64 Km/h
Race Fastest Lap	Lap 11	C.Davies	1'33.627	175,10 Km/h	

LAP LEADERS				
No. Rider	From	To	Laps	Total
60 M. VAN DER MARK	1	1	1	
22 A. LOWES	2	2	1	1
60 M. VAN DER MARK	3	7	5	6
7 C. DAVIES	8	20	13	13

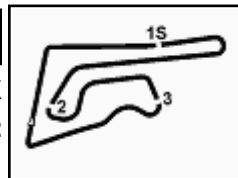
TOTAL LEADER LAPS				
No. Rider	Laps			
66 T. SYKES	20	22	A. LOWES	1
1 J. REA	19	25	D. FALZON	1
7 C. DAVIES	19	99	P. JACOBSEN	1
12 X. FORES	9			
33 M. MELANDRI	6			
60 M. VAN DER MARK	6			
50 E. LAVERTY	2			

N. 37 (Jerek O.) has been disqualified for re-joining the race after entering the garage with the bike

Start 16:00 End 16:32 The results are provisional until the end of the time limit for protests and appeals and the completion of the technical checks.

25/03/2018
These data/results cannot be reproduced, stored and/or transmitted in whole or in part by any manner of electronic, mechanical, photocopying, recording, broadcasting or otherwise now known or herein after developed without the previous express consent by the copyright owner, except for reproduction in daily press and regular printed publications on sale to the public within 60 days of the event related to those data/results and always provided that copyright symbol appears together as follows below.

© DORNA WSBK ORGANIZATION Srl 2018



Thai Round, 23-24-25 March 2018 World Superbike - Results Race 2

Race Highlights

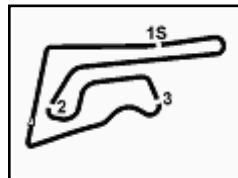
Time	No. Rider	Description
15.57.57	37 Jezek	Technical Problem - Start Line
15.58.05		Warm-up Lap Start
15.58.20	37 Jezek	Re-joined
16.00.38		Start
16.01.59		No Jump Start
16.07.07	37 Jezek	Entered Pits
16.08.00	37 Jezek	Out
16.08.23	50 Lavery	Crashed - Turn 6
16.08.23	81 Torres	Crashed - Turn 6
16.08.50	81 Torres	Re-joined
16.08.58	81 Torres	Technical Problem - Turn 6
16.10.08	50 Lavery	Out
16.10.14	81 Torres	Out
16.10.37	50 Lavery	Medical Centre
16.11.46	66 Sykes	Entered Pits
16.14.38	66 Sykes	Retired
16.16.39	81 Torres	Medical Centre
16.19.00	37 Jezek	BLACK FLAG (Exiting Pits after been Retired)
16.20.00	37 Jezek	Entered Pits
16.20.33	37 Jezek	Disqualified
16.29.48	36 Mercado	Technical Problem - Turn 3
16.30.19	36 Mercado	Out
16.32.35		End Of Session

Start End The results are provisional until the end of the time limit for protests and appeals
25/03/2018 16:00 16:32 and the completion of the technical checks.

These data/results cannot be reproduced, stored and/or transmitted in whole or in part by any manner of electronic, mechanical, photocopying, recording, broadcasting or otherwise now known or herein after developed without the previous express consent by the copyright owner, except for reproduction in daily press and regular printed publications on sale to the public within 60 days of the event related to those data/results and always provided that copyright symbol appears together as follows below.

© DORNA WSBK ORGANIZATION Srl 2018





Buriram 4.554 m

1 / 3

Thai Round, 23-24-25 March 2018
World Superbike - Lap Chart Race 2

Lap																				
	1	2	3	4	5	6	7	8	9	10	11	12	13	14	15	16	17	18	19	20
1	60	22	60	60	60	60	60	7	7	7	7	7	7	7	7	7	7	7	7	7
2	22	60	22	22	22	7	7	60	60	60	60	60	60	60	60	60	60	60	60	60
3	33	1	7	7	7	22	22	22	22	22	22	22	22	22	22	22	22	22	22	22
4	1	33	33	1	1	33	33	33	12	12	12	12	12	12	12	12	12	1	1	1
5	2	2	1	33	33	1	1	1	1	1	1	1	1	1	1	1	1	12	12	12
6	50	50	2	12	12	12	12	12	33	33	2	2	2	2	2	2	2	2	2	2
7	12	7	12	2	2	2	2	2	2	33	33	33	33	33	33	33	33	33	33	33
8	7	12	50	50	32	32	54	54	54	54	54	54	54	54	54	54	54	54	54	54
9	66	66	81	81	45	54	32	32	32	32	32	32	32	32	32	32	32	32	32	32
10	54	81	66	54	54	45	45	99	99	99	99	99	99	99	99	99	99	99	99	99
11	81	54	54	32	99	99	99	45	45	36	36	36	36	36	36	36	36	36	68	68
12	32	32	32	66	66	36	36	36	36	45	45	45	45	45	68	68	68	68	76	76
13	76	45	45	45	36	76	76	76	76	76	68	68	68	68	45	45	76	76	40	40
14	45	76	76	99	76	66	68	68	68	68	76	76	76	76	76	45	45	40	45	45
15	36	99	99	76	68	68	40	40	40	40	40	40	40	40	40	40	40	45		
16	99	36	36	36	40	40	66													
17	68	68	68	68	37															
18	40	40	40	40																
19	37	37	37	37																

Final Result		
1	7 C. DAVIES	Laps 20
2	60 M. VAN DER MARK	2.185
3	22 A. LOWES	3.884
4	1 J. REA	6.554
5	12 X. FORES	8.973
6	2 L. CAMIER	10.647
7	33 M. MELANDRI	17.523
8	54 T. RAZGATLIOGLU	21.618
9	32 L. SAVADORI	25.345
10	99 P. JACOBSEN	27.076
11	68 Y. HERNANDEZ	28.668
12	76 L. BAZ	29.004
13	40 R. RAMOS	30.434
14	45 J. GAGNE	30.527
RET	36 L. MERCADO	2 Laps
RET	66 T. SYKES	13 Laps
RET	50 E. LAVERTY	16 Laps
RET	81 J. TORRES	16 Laps
DSQ	37 O. JEZEK	15 Laps

25/03/2018

These data/results cannot be reproduced, stored and/or transmitted in whole or in part by any manner of electronic, mechanical, photocopying, recording, broadcasting or otherwise now known or herein after developed without the previous express consent by the copyright owner, except for reproduction in daily press and regular printed publications on sale to the public within 60 days of the event related to those data/results and always provided that copyright symbol appears together as follows below.

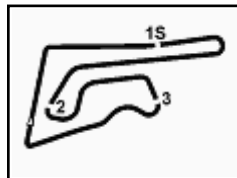
© DORNA WSBK ORGANIZATION Srl 2018

FCR PERUGIA TIMING


Official Tyre Supplier



Official Timekeeper



Buriram 4.554 m

Thai Round, 23-24-25 March 2018 World Superbike - Lap Chart Race 2

2 / 3
Lap 1

1	60 M.van der Mark	
2	22 A.Lowes	0.223
3	33 M.Melandri	0.683
4	1 J.Rea	0.861
5	2 L.Camier	0.982
6	50 E.Lavery	1.184
7	12 X.Fores	1.470
8	7 C.Davies	1.711
9	66 T.Sykes	2.138
10	54 T.Razgatioglu	2.303
11	81 J.Torres	2.407
12	32 L.Savadori	2.698
13	76 L.Baz	2.796
14	45 J.Gagne	3.008
15	36 L.Mercado	3.203
16	99 P.Jacobsen	3.352
17	68 Y.Hernandez	3.612
18	40 R.Ramos	4.467
19	37 O.Jezek	5.657

Lap 2

1	22 A.Lowes	
2	60 M.van der Mark	0.115
3	1 J.Rea	0.969
4	33 M.Melandri	0.976
5	2 L.Camier	1.098
6	50 E.Lavery	1.149
7	7 C.Davies	1.376
8	12 X.Fores	1.645
9	66 T.Sykes	2.323
10	81 J.Torres	2.576
11	54 T.Razgatioglu	2.582
12	32 L.Savadori	2.892
13	45 J.Gagne	3.316
14	76 L.Baz	3.500
15	99 P.Jacobsen	3.733
16	36 L.Mercado	3.846
17	68 Y.Hernandez	4.470
18	40 R.Ramos	5.026
19	37 O.Jezek	8.889

Lap 3

1	60 M.van der Mark	
2	22 A.Lowes	0.249
3	7 C.Davies	0.636
4	33 M.Melandri	0.768
5	1 J.Rea	1.023
6	2 L.Camier	1.295
7	12 X.Fores	1.608
8	50 E.Lavery	2.208
9	81 J.Torres	2.461
10	66 T.Sykes	3.295
11	54 T.Razgatioglu	3.391
12	32 L.Savadori	3.567
13	45 J.Gagne	3.833
14	76 L.Baz	4.059
15	99 P.Jacobsen	4.363
16	36 L.Mercado	4.656
17	68 Y.Hernandez	5.202
18	40 R.Ramos	6.230
19	37 O.Jezek	12.109

Lap 4

1	60 M.van der Mark	
2	22 A.Lowes	0.442
3	7 C.Davies	0.616
4	1 J.Rea	1.191
5	33 M.Melandri	1.311
6	12 X.Fores	1.872
7	2 L.Camier	2.227
8	50 E.Lavery	2.848
9	81 J.Torres	2.920
10	54 T.Razgatioglu	3.732

11	32 L.Savadori	4.789
12	66 T.Sykes	4.930
13	45 J.Gagne	4.969
14	99 P.Jacobsen	5.372
15	76 L.Baz	5.580
16	36 L.Mercado	5.739
17	68 Y.Hernandez	6.140
18	40 R.Ramos	7.879
19	37 O.Jezek	28.577

Lap 5

1	60 M.van der Mark	
2	22 A.Lowes	0.262
3	7 C.Davies	0.470
4	1 J.Rea	0.910
5	33 M.Melandri	1.478
6	12 X.Fores	1.789
7	2 L.Camier	2.843
8	32 L.Savadori	5.793
9	45 J.Gagne	6.091
10	54 T.Razgatioglu	6.425
11	99 P.Jacobsen	6.915
12	66 T.Sykes	7.162
13	36 L.Mercado	7.546
14	76 L.Baz	7.765
15	68 Y.Hernandez	7.849
16	40 R.Ramos	9.420
17	37 O.Jezek	

Lap 6

1	60 M.van der Mark	
2	7 C.Davies	0.356
3	22 A.Lowes	0.824
4	33 M.Melandri	1.158
5	1 J.Rea	1.545
6	12 X.Fores	1.892
7	2 L.Camier	3.311
8	32 L.Savadori	6.928
9	54 T.Razgatioglu	7.232
10	45 J.Gagne	7.367
11	99 P.Jacobsen	7.862
12	36 L.Mercado	8.629
13	76 L.Baz	9.136
14	66 T.Sykes	9.573
15	68 Y.Hernandez	9.686
16	40 R.Ramos	10.142

Lap 7

1	60 M.van der Mark	
2	7 C.Davies	0.181
3	22 A.Lowes	1.029
4	33 M.Melandri	1.298
5	1 J.Rea	1.519
6	12 X.Fores	1.885
7	2 L.Camier	3.920
8	54 T.Razgatioglu	8.243
9	32 L.Savadori	8.343
10	45 J.Gagne	8.554
11	99 P.Jacobsen	8.883
12	36 L.Mercado	9.517
13	76 L.Baz	10.419
14	68 Y.Hernandez	11.122
15	40 R.Ramos	12.188
16	66 T.Sykes	24.594

Lap 8

1	7 C.Davies	
2	60 M.van der Mark	0.241
3	22 A.Lowes	1.449
4	33 M.Melandri	1.849
5	1 J.Rea	2.015
6	12 X.Fores	2.064
7	2 L.Camier	4.304
8	54 T.Razgatioglu	9.190

9	32 L.Savadori	9.607
10	99 P.Jacobsen	10.032
11	45 J.Gagne	10.349
12	36 L.Mercado	10.609
13	76 L.Baz	11.695
14	68 Y.Hernandez	12.164
15	40 R.Ramos	13.378

Lap 9

1	7 C.Davies	
2	60 M.van der Mark	0.183
3	22 A.Lowes	1.962
4	12 X.Fores	2.700
5	1 J.Rea	3.469
6	33 M.Melandri	3.551
7	2 L.Camier	4.909
8	54 T.Razgatioglu	10.263
9	32 L.Savadori	10.794
10	99 P.Jacobsen	11.226
11	45 J.Gagne	11.525
12	36 L.Mercado	11.775
13	76 L.Baz	13.136
14	68 Y.Hernandez	13.334
15	40 R.Ramos	14.490

Lap 10

1	7 C.Davies	
2	60 M.van der Mark	0.248
3	22 A.Lowes	2.153
4	12 X.Fores	3.033
5	1 J.Rea	5.377
6	33 M.Melandri	5.447
7	2 L.Camier	5.901
8	54 T.Razgatioglu	11.664
9	32 L.Savadori	12.008
10	99 P.Jacobsen	12.822
11	36 L.Mercado	13.224
12	45 J.Gagne	13.234
13	76 L.Baz	14.806
14	68 Y.Hernandez	14.809
15	40 R.Ramos	15.913

Lap 11

1	7 C.Davies	
2	60 M.van der Mark	0.409
3	22 A.Lowes	2.746
4	12 X.Fores	3.417
5	1 J.Rea	6.067
6	2 L.Camier	6.791
7	33 M.Melandri	7.132
8	54 T.Razgatioglu	12.953
9	32 L.Savadori	13.502
10	99 P.Jacobsen	14.428
11	36 L.Mercado	14.685
12	45 J.Gagne	15.169
13	68 Y.Hernandez	16.494
14	76 L.Baz	16.803
15	40 R.Ramos	17.610

Lap 12

1	7 C.Davies	
2	60 M.van der Mark	0.588
3	22 A.Lowes	3.050
4	12 X.Fores	3.467
5	1 J.Rea	6.470
6	2 L.Camier	7.286
7	33 M.Melandri	8.279
8	54 T.Razgatioglu	14.066
9	32 L.Savadori	14.594
10	99 P.Jacobsen	16.002
11	36 L.Mercado	16.244
12	45 J.Gagne	16.806
13	68 Y.Hernandez	17.850
14	76 L.Baz	18.336

15	40 R.Ramos	18.740
----	------------	--------

Lap 13

1	7 C.Davies	
2	60 M.van der Mark	0.688
3	22 A.Lowes	3.211
4	12 X.Fores	3.904
5	1 J.Rea	6.893
6	2 L.Camier	7.503
7	33 M.Melandri	8.616
8	54 T.Razgatioglu	15.049
9	32 L.Savadori	15.855
10	99 P.Jacobsen	17.421
11	36 L.Mercado	17.677
12	45 J.Gagne	18.048
13	68 Y.Hernandez	18.875
14	76 L.Baz	19.698
15	40 R.Ramos	20.028

Lap 14

1	7 C.Davies	
2	60 M.van der Mark	1.137
3	22 A.Lowes	3.600
4	12 X.Fores	4.452
5	1 J.Rea	7.162
6	2 L.Camier	8.108
7	33 M.Melandri	9.356
8	54 T.Razgatioglu	16.336
9	32 L.Savadori	17.574
10	99 P.Jacobsen	19.072
11	36 L.Mercado	19.301
12	45 J.Gagne	19.773
13	68 Y.Hernandez	20.288
14	76 L.Baz	21.447
15	40 R.Ramos	21.794

Lap 15

1	7 C.Davies	
2	60 M.van der Mark	1.739
3	22 A.Lowes	4.100
4	12 X.Fores	5.132
5	1 J.Rea	7.527
6	2 L.Camier	8.786
7	33 M.Melandri	10.267
8	54 T.Razgatioglu	17.545
9	32 L.Savadori	19.033
10	99 P.Jacobsen	20.694
11	36 L.Mercado	21.000
12	68 Y.Hernandez	22.595
13	45 J.Gagne	22.799
14	76 L.Baz	23.051
15	40 R.Ramos	23.594

Lap 16

1	7 C.Davies	
2	60 M.van der Mark	2.134
3	22 A.Lowes	4.154
4	12 X.Fores	6.133
5	1 J.Rea	7.418
6	2 L.Camier	9.483
7	33 M.Melandri	11.672
8	54 T.Razgatioglu	18.600
9	32 L.Savadori	20.624
10	99 P.Jacobsen	22.258
11	36 L.Mercado	22.455
12	68 Y.Hernandez	24.400
13	45 J.Gagne	24.806
14	76 L.Baz	24.964
15	40 R.Ramos	25.231

Lap 17

1	7 C.Davies	
2	60 M.van der Mark	2.253
3	22 A.Lowes	4.364

25/03/2018

These data/results cannot be reproduced, stored and/or transmitted in whole or in part by any manner of electronic, mechanical, photocopying, recording, broadcasting or otherwise now known or herein after developed without the previous express consent by the copyright owner, except for reproduction in daily press and regular printed publications on sale to the public within 60 days of the event related to those data/results and always provided that copyright symbol appears together as follows below.

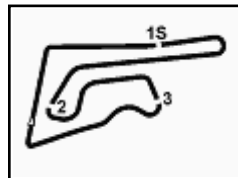
© DORNA WSBK ORGANIZATION Srl 2018

FCR PERUGIA TIMING


Official Tyre Supplier



Official Timekeeper



Buriram 4.554 m

3 / 3

Thai Round, 23-24-25 March 2018 World Superbike - Lap Chart Race 2

4	12	X.Fores	7.277
5	1	J.Rea	7.349
6	2	L.Camier	10.068
7	33	M.Melandri	13.231
8	54	T.Razgatioglu	19.714
9	32	L.Savadori	21.750
10	99	P.Jacobsen	23.855
11	36	L.Mercado	24.217
12	68	Y.Hernandez	25.795
13	76	L.Baz	26.468
14	45	J.Gagne	26.574
15	40	R.Ramos	26.769

Lap 18

1	7	C.Davies	
2	60	M.van der Mark	2.568
3	22	A.Lowes	4.430
4	1	J.Rea	7.597
5	12	X.Fores	8.271
6	2	L.Camier	10.573
7	33	M.Melandri	14.815
8	54	T.Razgatioglu	20.792
9	32	L.Savadori	23.120
10	99	P.Jacobsen	25.608
11	36	L.Mercado	25.851
12	68	Y.Hernandez	27.094
13	76	L.Baz	27.595
14	40	R.Ramos	28.234
15	45	J.Gagne	28.726

Lap 19

1	7	C.Davies	
2	60	M.van der Mark	2.562
3	22	A.Lowes	4.472
4	1	J.Rea	7.263
5	12	X.Fores	8.856
6	2	L.Camier	10.756
7	33	M.Melandri	16.350
8	54	T.Razgatioglu	21.341
9	32	L.Savadori	24.405
10	99	P.Jacobsen	26.683
11	68	Y.Hernandez	28.335
12	76	L.Baz	28.517
13	40	R.Ramos	29.511
14	45	J.Gagne	29.944

Lap 20

1	7	C.Davies	
2	60	M.van der Mark	2.185
3	22	A.Lowes	3.884
4	1	J.Rea	6.554
5	12	X.Fores	8.973
6	2	L.Camier	10.647
7	33	M.Melandri	17.523
8	54	T.Razgatioglu	21.618
9	32	L.Savadori	25.345
10	99	P.Jacobsen	27.076
11	68	Y.Hernandez	28.668
12	76	L.Baz	29.004
13	40	R.Ramos	30.434
14	45	J.Gagne	30.527

25/03/2018

These data/results cannot be reproduced, stored and/or transmitted in whole or in part by any manner of electronic, mechanical, photocopying, recording, broadcasting or otherwise now known or herein after developed without the previous express consent by the copyright owner, except for reproduction in daily press and regular printed publications on sale to the public within 60 days of the event related to those data/results and always provided that copyright symbol appears together as follows below.

© DORNA WSBK ORGANIZATION Srl 2018

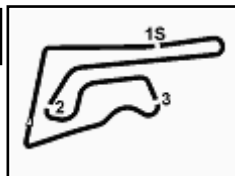
FICR PERUGIA TIMING



Official Tyre Supplier



Official Timekeeper



Buriram 4.554 m

Thai Round, 23-24-25 March 2018 World Superbike - Best Sectors & Speed Race 2

RESULTS

1	7 C. DAVIES	Ducati Panigale R	Laps 20
2	60 M. VAN DER MARK	Yamaha YZF R1	2.185
3	22 A. LOWES	Yamaha YZF R1	3.884
4	1 J. REA	Kawasaki ZX-10RR	6.554
5	12 X. FORES	Ducati Panigale R	8.973
6	2 L. CAMIER	Honda CBR1000RR	10.647
7	33 M. MELANDRI	Ducati Panigale R	17.523
8	54 T. RAZGATLIOGLU	Kawasaki ZX-10RR	21.618
9	32 L. SAVADORI	Aprilia RSV4 RF	25.345
10	99 P. JACOBSEN	Honda CBR1000RR	27.076
11	68 Y. HERNANDEZ	Kawasaki ZX-10RR	28.668
12	76 L. BAZ	BMW S 1000 RR	29.004
13	40 R. RAMOS	Kawasaki ZX-10RR	30.434
14	45 J. GAGNE	Honda CBR1000RR	30.527
RET	36 L. MERCADO	Kawasaki ZX-10RR	2 Laps
RET	66 T. SYKES	Kawasaki ZX-10RR	13 Laps
RET	50 E. LAVERTY	Aprilia RSV4 RF	16 Laps
RET	81 J. TORRES	MV Agusta 1000 F4	16 Laps
DSQ	37 O. JEZEK	Yamaha YZF R1	15 Laps

SPEED

1	7 C. DAVIES	Ducati Panigale R	305,1
2	81 J. TORRES	MV Agusta 1000 F4	305,1
3	33 M. MELANDRI	Ducati Panigale R	304,2
4	54 T. RAZGATLIOGLU	Kawasaki ZX-10RR	303,4
5	50 E. LAVERTY	Aprilia RSV4 RF	303,4
6	1 J. REA	Kawasaki ZX-10RR	302,5
7	68 Y. HERNANDEZ	Kawasaki ZX-10RR	302,5
8	32 L. SAVADORI	Aprilia RSV4 RF	301,7
9	99 P. JACOBSEN	Honda CBR1000RR	300,0
10	12 X. FORES	Ducati Panigale R	300,0
11	66 T. SYKES	Kawasaki ZX-10RR	299,2
12	60 M. VAN DER MARK	Yamaha YZF R1	299,2
13	2 L. CAMIER	Honda CBR1000RR	299,2
14	22 A. LOWES	Yamaha YZF R1	298,3
15	76 L. BAZ	BMW S 1000 RR	297,5
16	45 J. GAGNE	Honda CBR1000RR	296,7
17	36 L. MERCADO	Kawasaki ZX-10RR	295,9
18	40 R. RAMOS	Kawasaki ZX-10RR	293,5
19	37 O. JEZEK	Yamaha YZF R1	283,5

SEG. 1

1	7 C. DAVIES	19.539
2	33 M. MELANDRI	19.553
3	1 J. REA	19.602
4	50 E. LAVERTY	19.606
5	22 A. LOWES	19.652
6	60 M. VAN DER MARK	19.700
7	99 P. JACOBSEN	19.719
8	12 X. FORES	19.719
9	2 L. CAMIER	19.734
10	68 Y. HERNANDEZ	19.759
11	32 L. SAVADORI	19.800
12	45 J. GAGNE	19.828
13	54 T. RAZGATLIOGLU	19.866
14	81 J. TORRES	19.879
15	66 T. SYKES	19.905
16	36 L. MERCADO	19.906
17	76 L. BAZ	19.928
18	40 R. RAMOS	19.937
19	37 O. JEZEK	20.411

SEG. 2

1	7 C. DAVIES	26.705
2	1 J. REA	26.729
3	12 X. FORES	26.895
4	22 A. LOWES	26.900
5	33 M. MELANDRI	26.912
6	60 M. VAN DER MARK	26.934
7	2 L. CAMIER	27.023
8	54 T. RAZGATLIOGLU	27.163
9	66 T. SYKES	27.176
10	36 L. MERCADO	27.214
11	81 J. TORRES	27.238
12	45 J. GAGNE	27.267
13	76 L. BAZ	27.297
14	32 L. SAVADORI	27.300
15	40 R. RAMOS	27.302
16	50 E. LAVERTY	27.314
17	99 P. JACOBSEN	27.339
18	68 Y. HERNANDEZ	27.460
19	37 O. JEZEK	27.926

SEG. 3

1	1 J. REA	23.251
2	2 L. CAMIER	23.318
3	60 M. VAN DER MARK	23.359
4	81 J. TORRES	23.368
5	12 X. FORES	23.377
6	7 C. DAVIES	23.398
7	54 T. RAZGATLIOGLU	23.402
8	22 A. LOWES	23.434
9	50 E. LAVERTY	23.481
10	33 M. MELANDRI	23.486
11	32 L. SAVADORI	23.517
12	68 Y. HERNANDEZ	23.541
13	40 R. RAMOS	23.544
14	76 L. BAZ	23.547
15	36 L. MERCADO	23.572
16	45 J. GAGNE	23.583
17	66 T. SYKES	23.632
18	99 P. JACOBSEN	23.657
19	37 O. JEZEK	24.366

SEG. 4

1	7 C. DAVIES	23.649
2	60 M. VAN DER MARK	23.661
3	22 A. LOWES	23.698
4	12 X. FORES	23.730
5	2 L. CAMIER	23.740
6	1 J. REA	23.742
7	33 M. MELANDRI	23.798
8	50 E. LAVERTY	23.819
9	54 T. RAZGATLIOGLU	23.916
10	36 L. MERCADO	23.928
11	81 J. TORRES	23.935
12	76 L. BAZ	23.943
13	68 Y. HERNANDEZ	23.946
14	40 R. RAMOS	23.960
15	99 P. JACOBSEN	23.970
16	32 L. SAVADORI	24.011
17	45 J. GAGNE	24.016
18	66 T. SYKES	24.116
19	37 O. JEZEK	24.885

25/03/2018

These data/results cannot be reproduced, stored and/or transmitted in whole or in part by any manner of electronic, mechanical, photocopying, recording, broadcasting or otherwise now known or herein after developed without the previous express consent by the copyright owner, except for reproduction in daily press and regular printed publications on sale to the public within 60 days of the event related to those data/results and always provided that copyright symbol appears together as follows below.

© DORNA WSBK ORGANIZATION Srl 2018

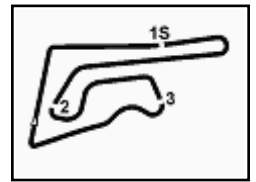
FICR PERUGIA TIMING



Official Tyre Supplier



Official Timekeeper



Thai Round, 23-24-25 March 2018 World Superbike - Chronological Analysis Race 2

Buriram 4.554 m

Start at 16:00'33.525

1 / 3

1° 7 C. DAVIES (1'33.627)							
Lap	Seg.1	Seg.2	Seg.3	Seg.4	Lap Time	km/h	Local Time
1		27.654	24.092	23.933	1'37.312	274,8	16:02'10.837
2	19.669	27.277	23.473	24.034	1'34.453	300,0	16:03'45.290
3	19.937	26.835	23.409	23.665	1'33.846	300,0	16:05'19.136
4	19.821	26.900	23.621	23.833	1'34.175	299,2	16:06'53.311
5	19.697	27.106	23.565	23.750	1'34.118	303,4	16:08'27.429
6	19.539	27.345	23.496	23.787	1'34.167	305,1	16:10'01.596
7	19.736	26.867	23.675	23.654	1'33.932	297,5	16:11'35.528
8	19.690	26.905	23.518	23.749	1'33.862	302,5	16:13'09.390
9	19.747	26.860	23.499	23.727	1'33.833	292,7	16:14'43.223
10	19.777	26.705	23.572	23.705	1'33.759	294,3	16:16'16.982
11	19.755	26.733	23.490	23.649	1'33.627	294,3	16:17'50.609
12	19.794	26.729	23.447	23.785	1'33.755	294,3	16:19'24.364
13	19.820	26.866	23.479	23.748	1'33.913	292,7	16:20'58.277
14	19.796	26.769	23.465	23.708	1'33.738	293,5	16:22'32.015
15	19.856	26.748	23.398	23.704	1'33.706	295,1	16:24'05.721
16	19.841	26.812	23.497	23.742	1'33.892	295,1	16:25'39.613
17	19.780	26.865	23.546	23.797	1'33.988	295,1	16:27'13.601
18	19.751	26.923	23.442	23.821	1'33.937	295,1	16:28'47.538
19	19.850	26.969	23.633	23.910	1'34.362	294,3	16:30'21.900
20	19.892	27.196	23.821	24.122	1'35.031	294,3	16:31'56.931

17	19.758	27.051	23.555	23.834	1'34.198	295,1	16:27'17.965
18	19.736	26.982	23.545	23.740	1'34.003	295,9	16:28'51.968
19	19.706	27.070	23.729	23.899	1'34.404	294,3	16:30'26.372
20	19.752	27.092	23.639	23.960	1'34.443	296,7	16:32'00.815

2° 60 M. VAN DER MARK (1'33.775)							
Lap	Seg.1	Seg.2	Seg.3	Seg.4	Lap Time	km/h	Local Time
1		27.159	23.547	23.815	1'35.601	295,9	16:02'09.126
2	19.994	27.250	23.773	23.886	1'34.903	291,9	16:03'44.029
3	19.711	27.361	23.553	23.846	1'34.471	299,2	16:05'18.500
4	19.874	27.038	23.579	23.704	1'34.195	292,7	16:06'52.695
5	19.883	27.153	23.464	23.764	1'34.264	291,9	16:08'26.959
6	19.825	27.132	23.545	23.779	1'34.281	293,5	16:10'01.240
7	19.721	27.123	23.602	23.661	1'34.107	291,9	16:11'35.347
8	19.799	27.285	23.477	23.723	1'34.284	291,9	16:13'09.631
9	19.700	26.934	23.468	23.673	1'33.775	295,9	16:14'43.406
10	19.729	26.975	23.415	23.705	1'33.824	295,1	16:16'17.230
11	19.717	26.965	23.359	23.747	1'33.788	296,7	16:17'51.018
12	19.751	26.974	23.516	23.693	1'33.934	295,1	16:19'24.952
13	19.785	27.003	23.519	23.706	1'34.013	293,5	16:20'58.965
14	19.850	27.159	23.446	23.732	1'34.187	290,3	16:22'33.152
15	19.854	27.164	23.535	23.755	1'34.308	292,7	16:24'07.460
16	19.827	27.189	23.473	23.798	1'34.287	291,1	16:25'41.747
17	19.898	27.087	23.392	23.730	1'34.107	291,9	16:27'15.854
18	19.846	27.244	23.407	23.755	1'34.252	291,9	16:28'50.106
19	19.867	27.188	23.445	23.856	1'34.356	290,3	16:30'24.462
20	19.887	27.241	23.467	24.059	1'34.654	291,9	16:31'59.116

4° 1 J. REA (1'33.783)							
Lap	Seg.1	Seg.2	Seg.3	Seg.4	Lap Time	km/h	Local Time
1		27.382	23.618	23.956	1'36.462	291,1	16:02'09.987
2	19.602	27.195	23.587	24.512	1'34.896	302,5	16:03'44.883
3	20.470	26.988	23.330	23.852	1'34.640	295,1	16:05'19.523
4	19.634	27.197	23.554	23.978	1'34.363	295,1	16:06'53.886
5	19.871	27.119	23.251	23.742	1'33.983	298,3	16:08'27.869
6	19.698	27.253	24.093	23.872	1'34.916	298,3	16:10'02.785
7	19.646	26.964	23.697	23.774	1'34.081	300,0	16:11'36.866
8	19.759	27.006	23.721	24.053	1'34.539	299,2	16:13'11.405
9	20.019	27.660	23.568	24.040	1'35.287	288,0	16:14'46.692
10	20.314	27.307	23.536	24.510	1'35.667	295,9	16:16'22.359
11	19.748	26.943	23.723	23.903	1'34.317	295,9	16:17'56.676
12	19.774	26.810	23.507	24.067	1'34.158	295,9	16:19'30.834
13	19.877	27.193	23.513	23.753	1'34.336	294,3	16:21'05.170
14	19.743	27.077	23.375	23.812	1'34.007	295,1	16:22'39.177
15	19.755	26.729	23.838	23.749	1'34.071	295,9	16:24'13.248
16	19.762	26.809	23.423	23.789	1'33.783	295,9	16:25'47.031
17	19.673	26.896	23.386	23.964	1'33.919	298,3	16:27'20.950
18	19.866	26.979	23.583	23.757	1'34.185	295,1	16:28'55.135
19	19.736	26.942	23.518	23.832	1'34.028	295,1	16:30'29.163
20	19.766	26.980	23.678	23.898	1'34.322	295,1	16:32'03.485

3° 22 A. LOWES (1'33.946)							
Lap	Seg.1	Seg.2	Seg.3	Seg.4	Lap Time	km/h	Local Time
1		27.340	23.631	23.792	1'35.824	294,3	16:02'09.349
2	19.754	27.132	23.788	23.891	1'34.565	292,7	16:03'43.914
3	19.821	27.599	23.631	23.784	1'34.835	293,5	16:05'18.749
4	19.665	27.282	23.629	23.812	1'34.388	290,3	16:06'53.137
5	19.686	27.186	23.514	23.698	1'34.084	298,3	16:08'27.221
6	19.673	27.396	23.824	23.950	1'34.843	293,5	16:10'02.064
7	19.676	27.181	23.582	23.873	1'34.312	297,5	16:11'36.376
8	19.768	27.126	23.719	23.850	1'34.463	296,7	16:13'10.839
9	19.857	27.351	23.434	23.704	1'34.346	293,5	16:14'45.185
10	19.652	26.900	23.618	23.780	1'33.950	294,3	16:16'19.135
11	19.797	26.920	23.438	24.065	1'34.220	295,9	16:17'53.355
12	19.899	26.919	23.501	23.740	1'34.059	294,3	16:19'27.414
13	19.888	26.913	23.531	23.742	1'34.074	293,5	16:21'01.488
14	19.707	26.945	23.577	23.898	1'34.127	294,3	16:22'35.615
15	19.894	26.974	23.528	23.810	1'34.206	295,1	16:24'09.821
16	19.740	26.908	23.465	23.833	1'33.946	294,3	16:25'43.767

5° 12 X. FORES (1'33.805)							
Lap	Seg.1	Seg.2	Seg.3	Seg.4	Lap Time	km/h	Local Time
1		27.428	24.117	23.863	1'37.071	295,9	16:02'10.596
2	19.772	27.277	23.590	24.324	1'34.963	297,5	16:03'45.559
3	19.935	27.408	23.377	23.829	1'34.549	300,0	16:05'20.108
4	19.719	27.244	23.685	23.811	1'34.459	300,0	16:06'54.567
5	19.786	27.161	23.461	23.773	1'34.181	295,1	16:08'28.748
6	19.770	27.052	23.653	23.909	1'34.384	296,7	16:10'03.132
7	19.774	26.940	23.505	23.881	1'34.100	298,3	16:11'37.232
8	19.788	26.895	23.666	23.873	1'34.222	298,3	16:13'11.454
9	19.825	27.393	23.456	23.795	1'34.469	297,5	16:14'45.923
10	19.799	27.030	23.441	23.822	1'34.092	294,3	16:16'20.015
11	19.757	26.955	23.511	23.788	1'34.011	293,5	16:17'54.026
12	19.749	26.913	23.413	23.730	1'33.805	294,3	16:19'27.831
13	19.842	27.006	23.619	23.883	1'34.350	294,3	16:21'02.181
14	19.880	27.065	23.459	23.882	1'34.286	292,7	16:22'36.467
15	19.826	27.011	23.545	24.004	1'34.386	293,5	16:24'10.853
16	19.810	27.224	23.631	24.228	1'34.893	293,5	16:25'45.746
17	20.025	27.283	23.663	24.161	1'35.132	291,9	16:27'20.878
18	19.959	27.250	23.615	24.107	1'34.931	291,9	16:28'55.809
19	19.859	27.241	23.726	24.121	1'34.947	293,5	16:30'30.756
20	19.967	27.372	23.729	24.080	1'35.148	291,9	16:32'05.904

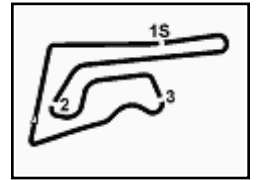
6° 2 L. CAMIER (1'34.130)							
Lap	Seg.1	Seg.2	Seg.3	Seg.4	Lap Time	km/h	Local Time
1		27.538	23.611	24.304	1'36.583	285,0	16:02'10.108
2	19.734	27.199	23.556	24.415	1'34.904	299,2	16:03'45.012
3	20.342	27.250	23.318	23.873	1'34.783	295,1	16:05'19.795
4	19.871	27.369	23.948	23.939	1'35.127	295,1	16:06'54.922
5	19.844	27.203	23.858	23.975	1'34.880	294,3	16:08'29.802
6	19.936	27.280	23.617	23.916	1'34.749	291,1	16:10'04.551
7	19.907	27.285	23.547	23.977	1'34.716	291,1	16:11'39.267
8	19.886	27.149	23.503	23.889	1'34.427	288,8	16:13'13.694
9	19.848	27.226	23.523	23.841	1'34.438	291,1	16:14'48.132
10	19.829	27.273	23.734	23.915	1'34.751	293,5	16:16'22.883
11	19.811	27.203	23.481	24.022	1'34.517	295,1	16:17'57.400

25/03/2018

P = Pits In/Out - C = Lap Time Cancelled

These data/results cannot be reproduced, stored and/or transmitted in whole or in part by any manner of electronic, mechanical, photocopying, recording, broadcasting or otherwise now known or herein after developed without the previous express consent by the copyright owner, except for reproduction in daily press and regular printed publications on sale to the public within 60 days of the event related to those data/results and always provided that copyright symbol appears together as follows below.

© DORNA WSBK ORGANIZATION Srl 2018



Thai Round, 23-24-25 March 2018 World Superbike - Chronological Analysis Race 2

Buriram 4.554 m

Start at 16:00'33.525

2 / 3

12	19.898	27.106	23.394	23.852	1'34.250	290,3	16:19'31.650	7	19.964	27.384	23.763	24.411	1'35.522	294,3	16:11'43.690
13	19.929	27.023	23.438	23.740	1'34.130	290,3	16:21'05.780	8	19.966	27.599	23.729	24.013	1'35.307	290,3	16:13'18.997
14	19.851	27.171	23.520	23.801	1'34.343	290,3	16:22'40.123	9	19.916	27.308	23.665	24.131	1'35.020	296,7	16:14'54.017
15	19.896	27.135	23.490	23.863	1'34.384	289,5	16:24'14.507	10	19.804	27.370	23.682	24.117	1'34.973	297,5	16:16'28.990
16	19.887	27.272	23.498	23.932	1'34.589	291,1	16:25'49.096	11	19.891	27.529	23.690	24.011	1'35.121	296,7	16:18'04.111
17	20.036	27.181	23.465	23.891	1'34.573	290,3	16:27'23.669	12	19.832	27.313	23.638	24.064	1'34.847	296,7	16:19'38.958
18	19.878	27.224	23.471	23.869	1'34.442	290,3	16:28'58.111	13	19.800	27.563	23.742	24.069	1'35.174	297,5	16:21'14.132
19	19.868	27.208	23.553	23.916	1'34.545	291,1	16:30'32.656	14	19.966	27.437	23.864	24.190	1'35.457	293,5	16:22'49.589
20	19.929	27.313	23.698	23.982	1'34.922	288,8	16:32'07.578	15	19.911	27.307	23.768	24.179	1'35.165	294,3	16:24'24.754

7° 33 M. MELANDRI (1'33.961)

Lap	Seg.1	Seg.2	Seg.3	Seg.4	Lap Time	km/h	Local Time
1		27.376	23.720	23.967	1'36.284	295,1	16:02'09.809
2	19.627	27.209	23.735	24.510	1'35.081	304,2	16:03'44.890
3	19.823	27.072	23.518	23.965	1'34.378	300,0	16:05'19.268
4	19.687	27.161	23.980	23.910	1'34.738	295,9	16:06'56.006
5	19.676	27.412	23.486	23.857	1'34.431	294,3	16:08'28.437
6	19.662	26.980	23.521	23.798	1'33.961	299,2	16:10'02.398
7	19.575	27.169	23.556	23.947	1'34.247	291,1	16:11'36.645
8	19.553	27.228	23.778	24.035	1'34.594	300,8	16:13'11.239
9	19.913	27.702	23.673	24.247	1'35.535	274,8	16:14'46.774
10	19.777	27.565	23.732	24.581	1'35.655	271,4	16:16'22.429
11	19.903	26.912	23.848	24.649	1'35.312	285,0	16:17'57.741
12	19.910	27.199	23.630	24.163	1'34.902	294,3	16:19'32.643
13	19.700	26.972	23.565	24.013	1'34.250	287,2	16:21'06.893
14	19.687	26.937	23.872	23.982	1'34.478	285,0	16:22'41.371
15	19.769	26.996	23.843	24.009	1'34.617	292,7	16:24'15.988
16	19.745	27.512	23.973	24.067	1'35.297	293,5	16:25'51.285
17	19.936	27.411	23.929	24.271	1'35.547	287,2	16:27'26.832
18	19.888	27.555	23.997	24.081	1'35.521	282,7	16:29'02.353
19	20.034	27.557	24.002	24.304	1'35.897	282,7	16:30'38.250
20	19.880	27.607	24.014	24.703	1'36.204	282,0	16:32'14.454

10° 99 P. JACOBSEN (1'35.027)

Lap	Seg.1	Seg.2	Seg.3	Seg.4	Lap Time	km/h	Local Time
1		28.084	24.066	24.191	1'38.953	274,1	16:02'12.478
2	19.945	27.583	23.671	23.970	1'35.169	295,9	16:03'47.647
3	19.719	27.737	23.657	24.103	1'35.216	293,5	16:05'22.863
4	19.724	27.704	23.678	24.098	1'35.204	298,3	16:06'58.067
5	19.825	27.511	23.736	24.735	1'35.807	299,2	16:08'33.874
6	19.859	27.387	23.911	24.071	1'35.228	295,1	16:10'09.102
7	19.810	27.404	23.847	24.067	1'35.128	298,3	16:11'44.230
8	19.720	27.583	23.799	24.090	1'35.192	300,0	16:13'19.422
9	19.849	27.414	23.689	24.075	1'35.027	297,5	16:14'54.449
10	19.830	27.339	24.100	24.086	1'35.355	295,9	16:16'29.804
11	19.947	27.477	23.692	24.117	1'35.233	295,1	16:18'05.037
12	19.841	27.469	23.860	24.159	1'35.329	295,1	16:19'40.366
13	19.949	27.498	23.759	24.126	1'35.332	293,5	16:21'15.698
14	19.927	27.432	23.896	24.134	1'35.389	293,5	16:22'51.087
15	19.918	27.519	23.797	24.094	1'35.328	294,3	16:24'26.415
16	19.884	27.490	23.806	24.276	1'35.456	293,5	16:26'01.871
17	19.893	27.509	23.957	24.226	1'35.585	295,1	16:27'37.456
18	19.969	27.615	23.791	24.315	1'35.690	293,5	16:29'13.146
19	19.876	27.529	23.778	24.254	1'35.437	293,5	16:30'48.583
20	19.867	27.512	23.786	24.259	1'35.424	295,1	16:32'24.007

8° 54 T. RAZGATLIOGLU (1'34.536)

Lap	Seg.1	Seg.2	Seg.3	Seg.4	Lap Time	km/h	Local Time
1		27.841	24.081	24.118	1'37.904	288,8	16:02'11.429
2	19.891	27.482	23.402	24.292	1'35.067	300,0	16:03'46.496
3	19.983	27.544	23.694	24.174	1'35.395	303,4	16:05'21.891
4	19.866	27.163	23.527	23.980	1'34.536	296,7	16:06'56.427
5	19.866	27.184	23.580	26.327	1'36.957	292,7	16:08'33.384
6	19.902	27.250	23.806	24.130	1'35.088	293,5	16:10'08.472
7	19.900	27.313	23.761	24.144	1'35.118	292,7	16:11'43.590
8	19.983	27.442	23.603	23.962	1'34.990	286,5	16:13'18.580
9	20.018	27.347	23.616	23.925	1'34.906	287,2	16:14'53.486
10	20.067	27.289	23.705	24.099	1'35.160	286,5	16:16'28.646
11	20.097	27.251	23.607	23.961	1'34.916	287,2	16:18'03.562
12	20.105	27.301	23.544	23.918	1'34.868	286,5	16:19'38.430
13	20.000	27.270	23.678	23.948	1'34.896	286,5	16:21'13.326
14	20.115	27.319	23.675	23.916	1'35.025	285,7	16:22'48.351
15	20.101	27.242	23.611	23.961	1'34.915	288,0	16:24'23.266
16	20.043	27.230	23.658	24.016	1'34.947	287,2	16:25'58.213
17	20.024	27.298	23.715	24.065	1'35.102	288,0	16:27'33.315
18	20.012	27.248	23.699	24.056	1'35.015	288,0	16:29'08.330
19	19.962	27.226	23.735	23.988	1'34.911	288,0	16:30'43.241
20	20.023	27.334	23.821	24.130	1'35.308	288,0	16:32'18.549

9° 32 L. SAVADORI (1'34.847)

Lap	Seg.1	Seg.2	Seg.3	Seg.4	Lap Time	km/h	Local Time
1		27.929	24.111	24.190	1'38.299	290,3	16:02'11.824
2	19.924	27.461	23.517	24.080	1'34.982	301,7	16:03'46.806
3	19.861	27.651	23.672	24.077	1'35.261	300,8	16:05'22.067
4	19.844	27.606	23.803	24.164	1'35.417	298,3	16:06'57.484
5	19.941	27.486	23.722	24.119	1'35.268	295,9	16:08'32.752
6	19.914	27.517	23.804	24.181	1'35.416	294,3	16:10'08.168

11° 68 Y. HERNANDEZ (1'34.938)

Lap	Seg.1	Seg.2	Seg.3	Seg.4	Lap Time	km/h	Local Time
1		28.453	23.875	24.085	1'39.213	248,8	16:02'12.738
2	20.042	27.977	23.605	24.022	1'35.646	280,5	16:03'48.384
3	19.884	27.811	23.585	24.038	1'35.318	297,5	16:05'23.702
4	19.904	27.639	23.636	23.954	1'35.133	297,5	16:06'58.835
5	19.759	27.797	23.872	24.545	1'35.973	299,2	16:08'34.808
6	20.471	27.584	23.541	24.522	1'36.118	292,7	16:10'10.926
7	19.882	27.522	23.977	24.162	1'35.543	302,5	16:11'46.469
8	19.857	27.587	23.660	23.981	1'35.085	294,3	16:13'21.554
9	19.781	27.505	23.647	24.070	1'35.003	297,5	16:14'56.557
10	19.963	27.627	23.624	24.020	1'35.234	300,0	16:16'31.791
11	19.947	27.724	23.639	24.002	1'35.312	291,1	16:18'07.103
12	19.920	27.567	23.581	24.043	1'35.111	291,9	16:19'42.214
13	19.910	27.460	23.622	23.946	1'34.938	291,1	16:21'17.152
14	19.898	27.649	23.588	24.016	1'35.151	291,1	16:22'52.303
15	19.906	27.586	24.276	24.245	1'36.013	295,1	16:24'28.316
16	20.049	27.641	23.924	24.083	1'35.697	291,9	16:26'04.013
17	19.961	27.667	23.704	24.051	1'35.383	289,5	16:27'39.396
18	19.965	27.560	23.677	24.034	1'35.236	288,8	16:29'14.632
19	20.011	27.695	23.731	24.166	1'35.603	289,5	16:30'50.235
20	19.932	27.718	23.718	23.996	1'35.364	291,9	16:32'25.599

12° 76 L. BAZ (1'35.064)

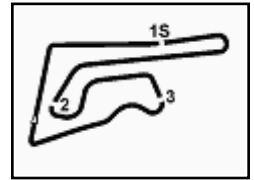
Lap	Seg.1	Seg.2	Seg.3	Seg.4	Lap Time	km/h	Local Time
1		27.795	23.902	24.216	1'38.397	291,9	16:02'11.922

25/03/2018

P = Pits In/Out - C = Lap Time Cancelled

These data/results cannot be reproduced, stored and/or transmitted in whole or in part by any manner of electronic, mechanical, photocopying, recording, broadcasting or otherwise now known or herein after developed without the previous express consent by the copyright owner, except for reproduction in daily press and regular printed publications on sale to the public within 60 days of the event related to those data/results and always provided that copyright symbol appears together as follows below.

© DORNA WSBK ORGANIZATION Srl 2018



Thai Round, 23-24-25 March 2018 World Superbike - Chronological Analysis Race 2

Buriram 4.554 m

Start at 16:00'33.525

3 / 3

2	20.183	27.653	23.644	24.012	1'35.492	293,5	16:03'47.414	20	19.868	27.667	23.761	24.318	1'35.614	293,5	16:32'27.458
3	19.928	27.571	23.547	24.099	1'35.145	291,9	16:05'22.559	RET 36 L. MERCADO (1'34.995)							
4	20.031	27.829	23.769	24.087	1'35.716	295,9	16:06'58.275	Lap	Seg.1	Seg.2	Seg.3	Seg.4	Lap Time	km/h	Local Time
5	20.034	27.607	24.213	24.595	1'36.449	297,5	16:08'34.724	1		28.190	23.823	24.338	1'38.804	286,5	16:02'12.329
6	20.221	27.402	23.940	24.089	1'35.652	292,7	16:10'10.376	2	20.111	27.679	23.713	23.928	1'35.431	293,5	16:03'47.760
7	20.082	27.556	23.639	24.113	1'35.390	293,5	16:11'45.766	3	19.906	27.594	23.642	24.254	1'35.396	294,3	16:05'23.156
8	20.080	27.573	23.723	23.943	1'35.319	291,1	16:13'21.085	4	20.005	27.483	23.668	24.122	1'35.278	295,9	16:06'58.434
9	20.126	27.409	23.670	24.069	1'35.274	288,8	16:14'56.359	5	19.928	27.705	23.900	24.538	1'36.071	295,9	16:08'34.505
10	20.116	27.430	23.696	24.187	1'35.429	291,9	16:16'31.788	6	19.988	27.238	24.110	24.028	1'35.364	295,1	16:10'09.869
11	20.126	27.757	23.684	24.057	1'35.624	295,9	16:18'07.412	7	19.969	27.281	23.617	24.128	1'34.995	291,1	16:11'44.864
12	20.066	27.524	23.621	24.077	1'35.288	293,5	16:19'42.700	8	19.941	27.386	23.698	24.110	1'35.135	291,9	16:13'19.999
13	20.017	27.516	23.640	24.102	1'35.275	291,1	16:21'17.975	9	19.942	27.309	23.588	24.160	1'34.999	293,5	16:14'54.998
14	20.113	27.389	23.598	24.387	1'35.487	291,1	16:22'53.462	10	20.176	27.277	23.652	24.103	1'35.208	291,1	16:16'30.206
15	20.165	27.297	23.661	24.187	1'35.310	290,3	16:24'28.772	11	20.116	27.214	23.659	24.099	1'35.088	290,3	16:18'05.294
16	19.990	27.732	23.849	24.234	1'35.805	296,7	16:26'04.572	12	20.139	27.449	23.661	24.065	1'35.314	289,5	16:19'40.608
17	20.045	27.515	23.693	24.239	1'35.492	293,5	16:27'40.069	13	20.132	27.541	23.603	24.070	1'35.346	287,2	16:21'15.954
18	20.032	27.424	23.605	24.003	1'35.064	291,9	16:29'15.133	14	20.125	27.518	23.679	24.040	1'35.362	285,7	16:22'51.316
19	20.073	27.506	23.622	24.083	1'35.284	291,1	16:30'50.417	15	20.181	27.447	23.572	24.205	1'35.405	288,8	16:24'26.721
20	19.959	27.771	23.728	24.060	1'35.518	294,3	16:32'25.935	16	20.131	27.564	23.615	24.037	1'35.347	287,2	16:26'02.068
								17	20.146	27.430	23.764	24.410	1'35.750	289,5	16:27'37.818
								18	20.089	27.489	23.692	24.301	1'35.571	285,7	16:29'13.389

13° 40 R. RAMOS (1'34.885)

Lap	Seg.1	Seg.2	Seg.3	Seg.4	Lap Time	km/h	Local Time
1		28.030	25.049	24.251	1'40.068	282,7	16:02'13.593
2	20.053	27.607	23.549	24.138	1'35.347	291,9	16:03'48.940
3	19.941	28.061	23.713	24.075	1'35.790	292,7	16:05'24.730
4	19.937	27.472	23.650	24.785	1'35.844	290,3	16:07'00.574
5	20.337	27.546	23.814	24.108	1'35.805	287,2	16:08'36.379
6	20.027	27.329	23.563	24.084	1'35.003	290,3	16:10'11.382
7	19.947	28.339	23.896	23.971	1'36.153	293,5	16:11'47.535
8	20.162	27.465	23.646	23.960	1'35.233	288,8	16:13'22.768
9	20.070	27.363	23.544	23.968	1'34.945	287,2	16:14'57.713
10	20.037	27.490	23.616	24.039	1'35.182	288,0	16:16'32.895
11	20.218	27.422	23.618	24.066	1'35.324	288,0	16:18'08.219
12	19.974	27.302	23.588	24.021	1'34.885	290,3	16:19'43.104
13	20.029	27.506	23.690	23.976	1'35.201	289,5	16:21'18.305
14	20.113	27.483	23.599	24.309	1'35.504	289,5	16:22'53.809
15	20.052	27.524	23.746	24.184	1'35.506	291,1	16:24'29.315
16	20.051	27.496	23.746	24.236	1'35.529	291,9	16:26'04.844
17	19.999	27.655	23.680	24.192	1'35.526	293,5	16:27'40.370
18	20.088	27.532	23.726	24.056	1'35.402	292,7	16:29'15.772
19	20.208	27.557	23.708	24.166	1'35.639	288,0	16:30'51.411
20	20.104	27.450	23.878	24.522	1'35.954	289,5	16:32'27.365

14° 45 J. GAGNE (1'35.009)

Lap	Seg.1	Seg.2	Seg.3	Seg.4	Lap Time	km/h	Local Time
1		28.061	23.971	24.262	1'38.609	285,0	16:02'12.134
2	19.968	27.502	23.610	24.016	1'35.096	293,5	16:03'47.230
3	19.830	27.443	23.740	24.090	1'35.103	296,7	16:05'22.333
4	19.959	27.471	23.695	24.206	1'35.331	294,3	16:06'57.664
5	19.867	27.609	23.620	24.290	1'35.386	291,9	16:08'33.050
6	19.853	27.418	23.766	24.520	1'35.557	292,7	16:10'08.607
7	19.881	27.406	23.749	24.258	1'35.294	289,5	16:11'43.901
8	20.030	27.958	23.658	24.192	1'35.838	290,3	16:13'19.739
9	19.895	27.373	23.583	24.158	1'35.009	293,5	16:14'54.748
10	19.874	27.267	23.972	24.355	1'35.468	293,5	16:16'30.216
11	20.174	27.439	23.760	24.189	1'35.562	285,0	16:18'05.778
12	19.893	27.443	23.767	24.289	1'35.392	292,7	16:19'41.170
13	19.842	27.494	23.746	24.073	1'35.155	292,7	16:21'16.325
14	19.878	27.567	23.775	24.243	1'35.463	288,8	16:22'51.788
15	20.015	28.281	24.216	24.220	1'36.732	292,7	16:24'28.520
16	19.973	27.824	23.827	24.275	1'35.899	285,0	16:26'04.419
17	19.828	27.631	23.836	24.461	1'35.756	291,1	16:27'40.175
18	20.054	28.018	23.850	24.167	1'36.089	286,5	16:29'16.264
19	19.905	27.653	23.764	24.258	1'35.580	289,5	16:30'51.844

25/03/2018

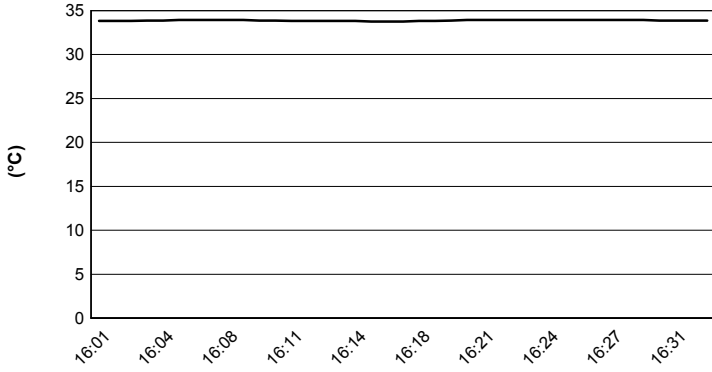
P = Pits In/Out - C = Lap Time Cancelled

These data/results cannot be reproduced, stored and/or transmitted in whole or in part by any manner of electronic, mechanical, photocopying, recording, broadcasting or otherwise now known or herein after developed without the previous express consent by the copyright owner, except for reproduction in daily press and regular printed publications on sale to the public within 60 days of the event related to those data/results and always provided that copyright symbol appears together as follows below.

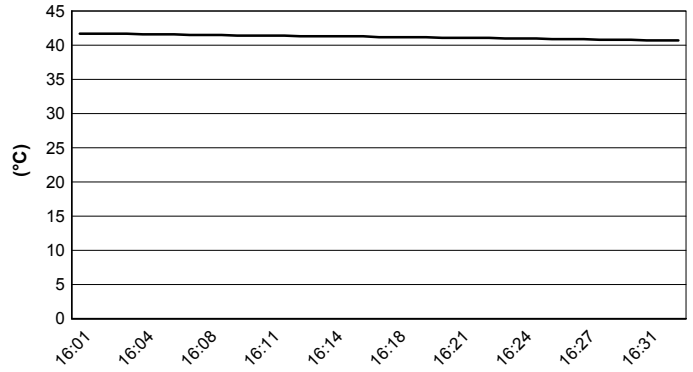
© DORNA WSBK ORGANIZATION Srl 2018

Thai Round, 23-24-25 March 2018
World Superbike - Weather Report Race 2
 Session started 16:01 - Session ended 16:32

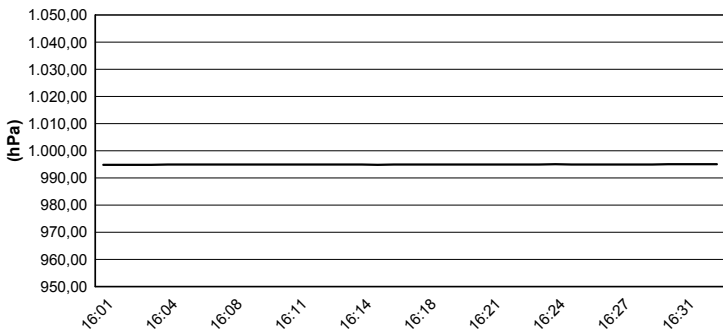
Air Temperature



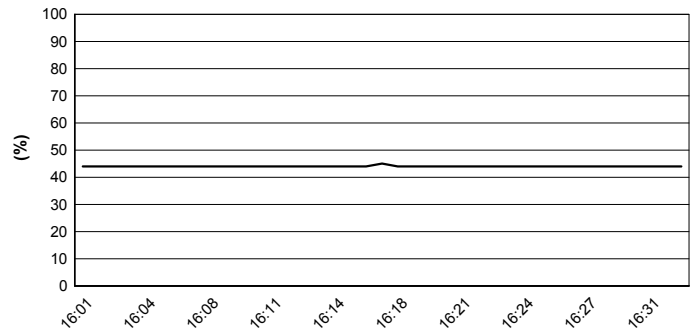
Track Temperature



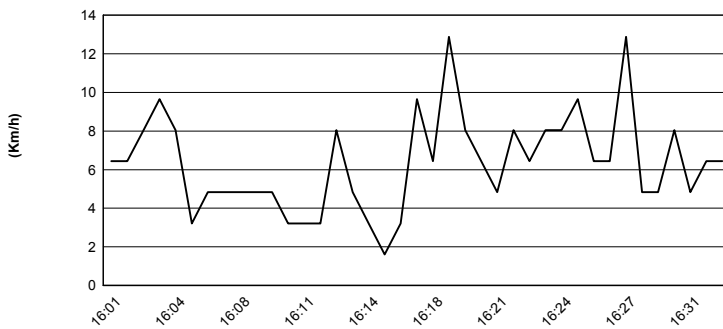
Air Pressure



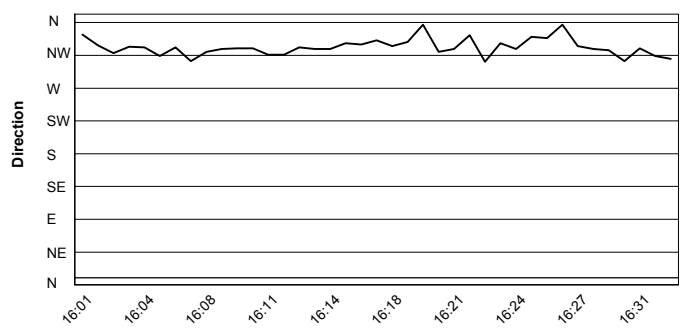
Humidity



Wind Speed



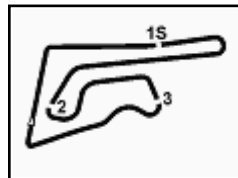
Wind Direction



25/03/2018

These data/results cannot be reproduced, stored and/or transmitted in whole or in part by any manner of electronic, mechanical, photocopying, recording, broadcasting or otherwise now known or herein after developed without the previous express consent by the copyright owner, except for reproduction in daily press and regular printed publications on sale to the public within 60 days of the event related to those data/results and always provided that copyright symbol appears together as follows below.

© DORNA WSBK ORGANIZATION Srl 2018



Buriram 4.554 m

1 / 2

Thai Round, 23-24-25 March 2018 World Superbike - Championship Standings

Points	Points From First	Points From Previous	February 25 PHILLIP ISLAND		March 25 BURIRAM		April 15 ARAGÓN	April 22 ASSEN	May 13 IMOLA	May 27 DONINGTON PARK	June 10 BRNO	June 24 LAGUNA SECA	July 8 MISANO	September 16 PORTIMÃO	September 30 MAGNY COURS	October 14 VILLICUM	October 27 LOSAIL			
			11	20	25	13	16	20	11	16	5	3	2	1	1	1	1	1	1	1
1 REA Jonathan (GBR)	69		5	3	2	1														
2 MELANDRI Marco (ITA)	67	2	1	1	1	2														
3 FORES Xavi (ESP)	60	9	7	4	4	3	3													
4 DAVIES Chaz (GBR)	57	12	3	3	7	5	4													
5 LOWES Alex (GBR)	48	21	9	6	5	5	5													
6 VAN DER MARK Michael (NED)	45	24	3	9	7	8	6													
7 SYKES Tom (GBR)	43	26	2	2	2	4	7													
8 CAMIER Leon (GBR)	42	27	1	7	6	5	8													
9 BAZ Loris (FRA)	21	48	21	11	9	9	9													
10 RAZGATLIOGLU Toprak (TUR)	18	51	3	13	11	13	10													
11 LAVERTY Eugene (IRL)	16	53	2	8	11	10	11													
12 TORRES Jordi (ESP)	14	55	2	13	11	12														
13 MERCADO Leandro (ARG)	13	56	1	10	10	12	13													
14 RAMOS Román (ESP)	12	57	1	14	14	14	14													
15 SAVADORI Lorenzo (ITA)	11	58	1			16	15													
16 GAGNE Jake (USA)	9	60	2	12	14	15	16													
17 JACOBSEN PJ (USA)	8	61	1	16	17	17														
18 HERNANDEZ Yonny (COL)	5	64	3				18													
19 JEZEK Ondrej (CZE)	1	68	4	15	17	18	19													

25/03/2018 First Line: Championship Standings - Second Line: Ranking Progression

These data/results cannot be reproduced, stored and/or transmitted in whole or in part by any manner of electronic, mechanical, photocopying, recording, broadcasting or otherwise now known or herein after developed without the previous express consent by the copyright owner, except for reproduction in daily press and regular printed publications on sale to the public within 60 days of the event related to those data/results and always provided that copyright symbol appears together as follows below.

© DORNA WSBK ORGANIZATION Srl 2018

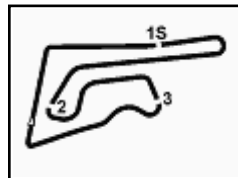
FICR PERUGIA TIMING



Official Tyre Supplier



Official Timekeeper



Buriram 4.554 m

Thai Round, 23-24-25 March 2018 World Superbike - Championship Standings

2 / 2

Points	Points From First	Points From Previous	February 25 PHILLIP ISLAND		March 25 BURIRAM		April 15 ARAGÓN		April 22 ASSEN		May 13 IMOLA		May 27 DONINGTON PARK		June 10 BRNO		June 24 LAGUNA SECA		July 8 MISANO		September 16 PORTIMÃO		September 30 MAGNY COURS		October 14 VILLICUM		October 27 LOSAIL												
			13	16	20	11	3	6	1	8	6	4	3	2	5	2	3	2	5	6	8	5	3	5	6	1	5	6	7										
Independent Riders																																							
1	FORES	60																																					
	Xavi (ESP)		13	16	20	11																																	
			1	1	1	1																																	
2	RAZGATLIOGLU	18	42																																				
	Toprak (TUR)																																						
			3	3	3	2																																	
3	MERCADO	13	47	5																																			
	Leandro (ARG)																																						
			6	4	3																																		
			2	2	2	3																																	
4	RAMOS	12	48	1																																			
	Román (ESP)																																						
			2	5	2	3																																	
			4	4	4	4																																	
5	JACOBSEN	8	52	4																																			
	PJ (USA)																																						
			2		6																																		
			5	5	5	5																																	
6	HERNANDEZ	5	55	3																																			
	Yonny (COL)																																						
			5		5																																		
			6		6																																		
7	JEZEK	1	59	4																																			
	Ondrej (CZE)																																						
			1		1																																		
			5	6	6	7																																	

25/03/2018 First Line: Championship Standings - Second Line: Ranking Progression

These data/results cannot be reproduced, stored and/or transmitted in whole or in part by any manner of electronic, mechanical, photocopying, recording, broadcasting or otherwise now known or herein after developed without the previous express consent by the copyright owner, except for reproduction in daily press and regular printed publications on sale to the public within 60 days of the event related to those data/results and always provided that copyright symbol appears together as follows below.

© DORNA WSBK ORGANIZATION Srl 2018

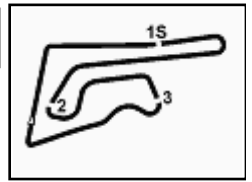
FICR PERUGIA TIMING



Official Tyre Supplier



Official Timekeeper



Buriram 4.554 m

Thai Round, 23-24-25 March 2018 World Superbike - Manufacturers Standings

	Points	Points From First	Points From Previous	February 25 PHILLIP ISLAND		March 25 BURIRAM		April 15 ARAGÓN	April 22 ASSEN	May 13 IMOLA	May 27 DONINGTON PARK	June 10 BRNO	June 24 LAGUNA SECA	July 8 MISANO	September 16 PORTIMÃO	September 30 MAGNY COURS	October 14 VILLICUM	October 27 LOSAIL			
				1	2	1	2														
1 DUCATI	95			25 1	25 1	20 1	25 1														
2 KAWASAKI	78	17		20 2	20 2	25 2	13 2														
3 YAMAHA	52	43	26	10 3	11 3	11 3	20 3														
4 HONDA	42	53	10	9 4	10 4	13 3	10 4														
5 APRILIA	23	72	19	8 5	1 6	7 6	7 5														
6 BMW	21	74	2	5 6	7 5	5 5	4 6														
7 MV AGUSTA	14	81	7	8 7		6 7	7 7														

25/03/2018

First Line: Championship Standings - Second Line: Ranking Progression

These data/results cannot be reproduced, stored and/or transmitted in whole or in part by any manner of electronic, mechanical, photocopying, recording, broadcasting or otherwise now known or herein after developed without the previous express consent by the copyright owner, except for reproduction in daily press and regular printed publications on sale to the public within 60 days of the event related to those data/results and always provided that copyright symbol appears together as follows below.

© DORNA WSBK ORGANIZATION Srl 2018

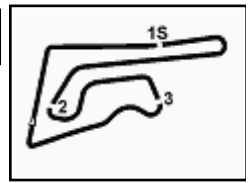
FIAT PERUGIA TIMING



Official Tyre Supplier



Official Timekeeper



Thai Round, 23-24-25 March 2018
World Superbike - Pirelli Best Lap Award

Buriram 4.554 m

Points	Points From First	Points From Previous	February 25	March 25	April 15	April 22	May 13	May 27	June 10	June 24	July 8	September 16	September 30	October 14	October 27
			PHILLIP ISLAND	BURIRAM	ARAGÓN	ASSEN	IMOLA	DONINGTON PARK	BRNO	LAGUNA SECA	MISANO	PORTIMÃO	MAGNY COURS	VILLICUM	LOSAIL
Fastest Laps															
1 REA Jonathan (GBR)	1			1											
2 MELANDRI Marco (ITA)	1 0		1												
3 DAVIES Chaz (GBR)	1 0 0			1											
4 SYKES Tom (GBR)	1 0 0	1													

25/03/2018

These data/results cannot be reproduced, stored and/or transmitted in whole or in part by any manner of electronic, mechanical, photocopying, recording, broadcasting or otherwise now known or herein after developed without the previous express consent by the copyright owner, except for reproduction in daily press and regular printed publications on sale to the public within 60 days of the event related to those data/results and always provided that copyright symbol appears together as follows below.

© DORNA WSBK ORGANIZATION Srl 2018

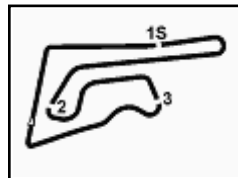
FKR PERUGIA TIMING



Official Tyre Supplier



Official Timekeeper



Thai Round, 23-24-25 March 2018 World Superbike - Rider's Performance

Buriram 4.554 m

	Points	Points From First	Points From Previous	February 25	March 25	April 15	April 22	May 13	May 27	June 10	June 24	July 8	September 16	September 30	October 14	October 27			
				PHILLIP ISLAND	BURIRAM	ARAGÓN	ASSEN	IMOLA	DONINGTON PARK	BRNO	LAGUNA SECA	MISANO	PORTIMÃO	MAGNY COURS	VILLICUM	LOSAIL	G 1 2	G 1 2	
1 REA	69			6 5 2	1 1 4														
2 MELANDRI	67	2		3 1 1	7 8 7														
3 FOES	60	9	7	7 4 3	5 2 5														
4 DAVIES	57	12	3	5 3 Rt	9 3 1														
5 LOWES	48	21	9	4 6 5	6 5 3														
6 VAN DER MARK	45	24	3	8 9 7	10 7 2														
7 SYKES	43	26	2	1 2 4	2 6 Rt														
8 CAMIER	42	27	1	11 7 6	3 4 6														
9 BAZ	21	48	21	14 11 9	15 11 12														
10 RAZGATLIOGLU	18	51	3	9 13 10	12 15 8														
11 LAVERTY	16	53	2	2 8 15	8 9 Rt														
12 TORRES	14	55	2	12 Rt 8	4 10 Rt														
13 MERCADO	13	56	1	17 10 12	13 13 Rt														
14 RAMOS	12	57	1	15 14 11	16 14 13														
15 SAVADORI	11	58	1	10	11 12 9														
16 GAGNE	9	60	2	13 12 13	14 18 14														
17 JACOBSEN	8	61	1	22 16 14	17 17 10														
18 HERNANDEZ	5	64	3	18 Rt	18 16 11														
19 JEZEK	1	68	4	20 15 Rt	19 Rt Ex														

G = Grid - 1 = Race 1 - 2 = Race 2

Ns = Did Not Start - Rt = Retired - Ex = Excluded

25/03/2018

These data/results cannot be reproduced, stored and/or transmitted in whole or in part by any manner of electronic, mechanical, photocopying, recording, broadcasting or otherwise now known or herein after developed without the previous express consent by the copyright owner, except for reproduction in daily press and regular printed publications on sale to the public within 60 days of the event related to those data/results and always provided that copyright symbol appears together as follows below.

© DORNA WSBK ORGANIZATION Srl 2018

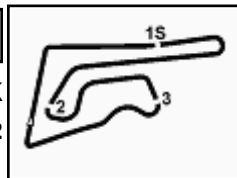
FICR PERUGIA TIMING



Official Tyre Supplier



Official Timekeeper



Buriram 4.554 m

Thai Round, 23-24-25 March 2018 World Superbike - Best Laps & Speeds

No.	Rider Bike	Nat	Best Lap		FP1		FP2		FP3		FP4		SP1		SP2		RC1		WUP		RC2	
			LL	SPD	LL	SPD	LL	SPD	LL	SPD	LL	SPD	LL	SPD	LL	SPD	LL	SPD	LL	SPD	LL	SPD
1	J. REA Kawasaki ZX-10RR	GBR	1'32.814		1'34.724	1'34.036	1'33.327	1'33.613							1'32.814	1'33.714	1'33.735	1'33.783				
			120	302,5	16	294,2	14	295,8	23	295,8	12	296,7			6	295,0	20	293,4	9	300,0	20	302,5
2	T. SYKES Kawasaki ZX-10RR	GBR	1'32.817		1'34.329	1'34.085	1'33.384	1'33.611							1'32.817	1'34.183	1'34.209	1'34.973				
			102	299,1	17	294,2	16	294,2	17	294,2	11	293,4			6	293,4	20	298,3	8	295,0	7	299,1
3	L. CAMIER Honda CBR1000RR	GBR	1'32.922		1'34.408	1'33.885	1'33.531	1'33.721							1'32.922	1'33.808	1'33.774	1'34.130				
			111	299,1	13	296,7	16	295,0	17	295,0	12	296,7			7	292,6	20	295,8	6	294,2	20	299,1
4	J. TORRES MV Agusta 1000 F4	ESP	1'32.972		1'34.292	1'34.106	1'33.397	1'33.896							1'32.972	1'34.223	1'33.825	1'34.471				
			96	305,0	15	291,8	16	295,0	19	294,2	8	290,3			8	295,8	20	300,0	6	295,8	4	305,0
5	X. FORES Ducati Panigale R	ESP	1'33.022		1'33.960	1'34.083	1'33.571	1'33.815							1'33.022	1'33.818	1'33.394	1'33.805				
			106	301,6	15	296,7	17	298,3	9	301,6	11	299,1			6	296,7	20	300,0	8	300,0	20	300,0
6	A. LOWES Yamaha YZF R1	GBR	1'33.036		1'34.437	1'34.144	1'33.855	1'33.440							1'33.036	1'33.965	1'34.027	1'33.946				
			113	302,5	15	296,7	14	296,7	21	293,4	8	299,1			6	297,5	20	302,5	9	298,3	20	298,3
7	M. MELANDRI Ducati Panigale R	ITA	1'33.103		1'34.503	1'34.335	1'33.424	1'33.865							1'33.103	1'34.153	1'33.911	1'33.961				
			112	304,2	18	298,3	15	300,0	16	300,8	9	300,8			6	299,1	20	301,6	8	301,6	20	304,2
8	E. LAVERTY Aprilia RSV4 RF	IRL	1'33.119		1'34.249	1'33.851	1'34.186	1'34.035							1'33.119	1'34.124	1'33.862	1'34.753				
			92	303,3	14	300,0	15	300,8	14	299,1	10	301,6			6	299,1	20	302,5	9	301,6	4	303,3
9	C. DAVIES Ducati Panigale R	GBR	1'33.148		1'34.620	1'34.187	1'33.435	1'33.496							1'33.148	1'33.778	1'33.705	1'33.627				
			113	305,0	14	296,7	17	298,3	16	298,3	12	299,1			6	299,1	20	303,3	8	297,5	20	305,0
10	M. VAN DER MARK Yamaha YZF R1	NED	1'33.373		1'34.765	1'34.068	1'33.569	1'33.643							1'33.373	1'34.012	1'34.040	1'33.775				
			115	301,6	16	298,3	16	299,1	16	299,1	12	298,3			6	301,6	20	300,0	9	299,1	20	299,1
11	L. SAVADORI Aprilia RSV4 RF	ITA	1'33.450		1'35.441	1'34.676	1'33.986	1'34.687					1'33.956		1'33.450	1'34.554	1'34.247	1'34.847				
			98	304,2	14	295,8	13	299,1	11	296,7	7	301,6	5	297,5	2	297,5	20	301,6	6	304,2	20	301,6
12	T. RAZGATLIOGLU Kawasaki ZX-10RR	TUR	1'33.899		1'36.200	1'34.831	1'34.968	1'33.899					1'34.035		1'34.570	1'34.786	1'34.554	1'34.536				
			113	303,3	13	290,3	15	294,2	13	294,2	11	292,6	7	291,8	6	288,7	20	295,8	8	295,0	20	303,3
13	L. BAZ BMW S 1000 RR	FRA	1'34.011		1'34.615	1'34.349	1'34.011	1'34.691					1'34.477			1'34.843	1'34.684	1'35.064				
			118	300,0	18	292,6	17	291,8	19	293,4	8	292,6	7	295,0			20	300,0	9	294,2	20	297,5
14	J. GAGNE Honda CBR1000RR	USA	1'34.203		1'35.222	1'34.500	1'34.601	1'34.517					1'34.404			1'35.028	1'34.203	1'35.009				
			101	296,7	15	290,3	15	295,0	15	292,6	9	295,0	5	294,2			20	291,8	2	293,4	20	296,7
15	L. MERCADO Kawasaki ZX-10RR	ARG	1'34.271		1'35.416	1'34.937	1'34.420	1'35.110					1'34.271			1'34.951	1'34.587	1'34.995				
			106	295,8	14	290,3	14	291,8	16	292,6	8	292,6	7	295,0			20	295,8	9	292,6	18	295,8
16	R. RAMOS Kawasaki ZX-10RR	ESP	1'34.545		1'34.713	1'34.600	1'34.545	1'34.850					1'34.729			1'34.977	1'34.792	1'34.885				
			115	299,1	18	294,2	17	293,4	15	299,1	9	297,5	7	291,1			20	296,7	9	294,2	20	293,4
17	Y. HERNANDEZ Kawasaki ZX-10RR	COL	1'34.668		1'36.444	1'35.009	1'34.668	1'34.713					1'34.783			1'35.133	1'35.732	1'34.938				
			116	302,5	17	294,2	17	293,4	17	293,4	12	295,8	7	295,0			20	300,8	6	292,6	20	302,5
18	P. JACOBSEN Honda CBR1000RR	USA	1'34.741		1'36.449	1'35.302	1'34.741	1'35.374					1'34.782			1'35.127	1'34.799	1'35.027				
			111	300,0	16	293,4	13	295,8	15	293,4	12	292,6	6	295,0			20	299,1	9	293,4	20	300,0
19	O. JEZEK Yamaha YZF R1	CZE	1'35.884				1'36.648	1'35.884					1'35.925			1'36.292	1'36.115	1'37.806				
			55	291,1			13	283,4			8	291,1	6	287,2			16	288,7	7	288,7	5	283,4

25/03/2018

These data/results cannot be reproduced, stored and/or transmitted in whole or in part by any manner of electronic, mechanical, photocopying, recording, broadcasting or otherwise now known or herein after developed without the previous express consent by the copyright owner, except for reproduction in daily press and regular printed publications on sale to the public within 60 days of the event related to those data/results and always provided that copyright symbol appears together as follows below.

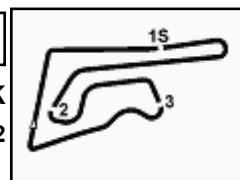
© DORNA WSBK ORGANIZATION Srl 2018

PIRELLI PERUGIA TIMING


Official Tyre Supplier



Official Timekeeper



Buriram 4.554 m

Thai Round, 23-24-25 March 2018

World Superbike - Race Winners

	2015	2016	2017	2018
01 Phillip Island	R1: Rea (Gbr) Kaw R2: Haslam (Gbr) Apr	R1: Rea (Gbr) Kaw R2: Rea (Gbr) Kaw	R1: Rea (Gbr) Kaw R2: Rea (Gbr) Kaw	R1: Melandri (Ita) Duc R2: Melandri (Ita) Duc
02 Chang	R1: Rea (Gbr) Kaw R2: Rea (Gbr) Kaw	R1: Rea (Gbr) Kaw R2: Sykes (Gbr) Kaw	R1: Rea (Gbr) Kaw R2: Rea (Gbr) Kaw	R1: Rea (Gbr) Kaw R2: Davies (Gbr) Duc
03 Motorland Aragon	R1: Rea (Gbr) Kaw R2: Davies (Gbr) Duc	R1: Davies (Gbr) Duc R2: Davies (Gbr) Duc	R1: Rea (Gbr) Kaw R2: Davies (Gbr) Duc	
04 TT Circuit Assen	R1: Rea (Gbr) Kaw R2: Rea (Gbr) Kaw	R1: Rea (Gbr) Kaw R2: Rea (Gbr) Kaw	R1: Rea (Gbr) Kaw R2: Rea (Gbr) Kaw	
05 Autodromo Imola	R1: Rea (Gbr) Kaw R2: Rea (Gbr) Kaw	R1: Davies (Gbr) Duc R2: Davies (Gbr) Duc	R1: Davies (Gbr) Duc R2: Davies (Gbr) Duc	
06 Donington Park	R1: Sykes (Gbr) Kaw R2: Sykes (Gbr) Kaw	R1: Sykes (Gbr) Kaw R2: Sykes (Gbr) Kaw	R1: Sykes (Gbr) Kaw R2: Rea (Gbr) Kaw	
08 Laguna Seca	R1: Davies (Gbr) Duc R2: Davies (Gbr) Duc	R1: Rea (Gbr) Kaw R2: Sykes (Gbr) Kaw	R1: Davies (Gbr) Duc R2: Rea (Gbr) Kaw	
09 Misano World Circuit	R1: Sykes (Gbr) Kaw R2: Rea (Gbr) Kaw	R1: Rea (Gbr) Kaw R2: Rea (Gbr) Kaw	R1: Sykes (Gbr) Kaw R2: Melandri (Ita) Duc	
10 Portimão	R1: Rea (Gbr) Kaw R2: Rea (Gbr) Kaw		R1: Rea (Gbr) Kaw R2: Rea (Gbr) Kaw	
11 Magny-Cours	R1: Rea (Gbr) Kaw R2: Rea (Gbr) Kaw	R1: Davies (Gbr) Duc R2: Davies (Gbr) Duc	R1: Rea (Gbr) Kaw R2: Davies (Gbr) Duc	
13 Losail	R1: Torres (Esp) Apr R2: Haslam (Gbr) Apr	R1: Davies (Gbr) Duc R2: Davies (Gbr) Duc	R1: Rea (Gbr) Kaw R2: Rea (Gbr) Kaw	

2018

- 2 M. Melandri
- 1 C. Davies
- 1 J. Rea

ALL TIMES

- | | | | | |
|----------------|-----------------|----------------|------------------|-----------------|
| 59 C. Fogarty | 16 G. Falappa | 8 A. Gobert | 2 D. Chandler | 1 A. Morillas |
| 55 J. Rea | 16 N. Hodgson | 7 B. Bostrom | 2 P. Goddard | 1 G. Goodfellow |
| 52 T. Bayliss | 16 J. Toseland | 5 D. Tardozzi | 2 M. Lucchinelli | 1 P. Picotte |
| 43 N. Haga | 14 J. Kocinski | 5 L. Haslam | 2 M. Dowson | 1 T. Kipp |
| 33 T. Corser | 14 S. Russell | 4 R. Phillis | 2 K. Magee | 1 A. Meklau |
| 33 T. Sykes | 14 B. Spies | 4 Y. Kagayama | 2 H. Izutsu | 1 J. Reynolds |
| 31 C. Edwards | 13 A. Slight | 4 M. Fabrizio | 2 S. Byrne | 1 C. Walker |
| 28 C. Davies | 13 E. Laverty | 3 M. Doohan | 2 M. Neukirchner | 1 N. Hayden |
| 27 D. Polen | 11 S. Mertens | 3 A. Yanagawa | 2 L. Baz | 1 A. Pitt |
| 24 C. Checa | 11 R. Xaus | 3 M. Tamada | 1 A. Ryo | 1 G. McCoy |
| 23 R. Roche | 11 R. Laconi | 3 L. Lanzi | 1 K. Kitagawa | 1 F. Nieto |
| 22 M. Melandri | 10 F. Pirovano | 3 R. Kiyonari | 1 Y. Takeda | 1 A. Barros |
| 21 M. Biaggi | 10 C. Vermeulen | 3 C. Crutchlow | 1 T. Aoki | 1 J. Torres |
| 17 P. Chili | 9 S. Guintoli | 2 M. Lucchiari | 1 J. Whitham | |
| | 8 F. Merkel | 2 T. Rymer | 1 A. Vieira | |

25/03/2018

These data/results cannot be reproduced, stored and/or transmitted in whole or in part by any manner of electronic, mechanical, photocopying, recording, broadcasting or otherwise now known or herein after developed without the previous express consent by the copyright owner, except for reproduction in daily press and regular printed publications on sale to the public within 60 days of the event related to those data/results and always provided that copyright symbol appears together as follows below.

© DORNA WSBK ORGANIZATION Srl 2018

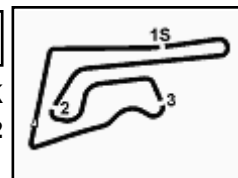
FKR PERUGIA TIMING



Official Tyre Supplier



Official Timekeeper



Buriram 4.554 m

1 / 2

Thai Round, 23-24-25 March 2018 World Superbike - Team Standings

	February 25 PHILLIP ISLAND	March 25 BURIRAM	April 15 ARAGÓN	April 22 ASSEN	May 13 IMOLA	May 27 DONINGTON PARK	June 10 BRNO	June 24 LAGUNA SECA	July 8 MISANO	September 16 PORTIMÃO	September 30 MAGNY COURS	October 14 VILLICUM	October 27 LOSAIL	
1 Aruba.it Racing - Ducati	124													
MELANDRI Marco	67	25	25	8	9									
DAVIES Chaz	57	16		16	25									
2 Kawasaki Racing Team WorldSBK	112 (-12)													
REA Jonathan	69	11	20	25	13									
SYKES Tom	43	20	13	10										
3 Pata Yamaha Official WorldSBK Team	93 (-31)													
LOWES Alex	48	10	11	11	16									
VAN DER MARK Michael	45	7	9	9	20									
4 Barni Racing Team*	60 (-64)													
FORES Xavi	60	13	16	20	11									
5 Red Bull Honda World Superbike Team	51 (-73)													
CAMIER Leon	42	9	10	13	10									
GAGNE Jake	9	4	3		2									
6 Milwaukee Aprilia	27 (-97)													
LAVERTY Eugene	16	8	1	7										
SAVADORI Lorenzo	11			4	7									
7 GULF ALTHEA BMW Racing Team	21 (-103)													
BAZ Loris	21	5	7	5	4									
8 Kawasaki Puccetti Racing*	18 (-106)													
RAZGATLIOGLU Toprak	18	3	6	1	8									
9 MV Agusta Reparto Corse	14 (-110)													
TORRES Jordi	14		8	6										
10 Orelac Racing VerdNatura*	13 (-111)													
MERCADO Leandro	13	6	4	3										
11 Team GoEleven Kawasaki*	12 (-112)													
RAMOS Román	12	2	5	2	3									
12 TripleM Honda World Superbike Team*	8 (-116)													
JACOBSEN PJ	8		2		6									
13 Team Pedercini Racing*	5 (-119)													
HERNANDEZ Yonny	5				5									
14 Guandalini Racing*	1 (-123)													
JEZEK Ondrej	1	1												

25/03/2018 * Independent teams

These data/results cannot be reproduced, stored and/or transmitted in whole or in part by any manner of electronic, mechanical, photocopying, recording, broadcasting or otherwise now known or herein after developed without the previous express consent by the copyright owner, except for reproduction in daily press and regular printed publications on sale to the public within 60 days of the event related to those data/results and always provided that copyright symbol appears together as follows below.

© DORNA WSBK ORGANIZATION Srl 2018

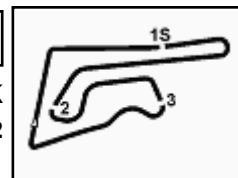
FICR PERUGIA TIMING



Official Tyre Supplier



Official Timekeeper



Buriram 4.554 m

2 / 2

Thai Round, 23-24-25 March 2018

World Superbike - Team Standings

February 25 PHILLIP ISLAND	March 25 BURIRAM	April 15 ARAGÓN	April 22 ASSEN	May 13 IMOLA	May 27 DONINGTON PARK	June 10 BRNO	June 24 LAGUNA SECA	July 8 MISANO	September 16 PORTIMÃO	September 30 MAGNY COURS	October 14 VILLICUM	October 27 LOSAIL
-------------------------------	---------------------	--------------------	-------------------	-----------------	--------------------------	-----------------	------------------------	------------------	--------------------------	-----------------------------	------------------------	----------------------

Independent Teams

1 Barni Racing Team													60
FORES Xavi	60	13	16	20	11								
2 Kawasaki Puccetti Racing													18 (-42)
RAZGATLIOGLU Toprak	18	3	6	1	8								
3 Orelac Racing VerdNatura													13 (-47)
MERCADO Leandro	13	6	4	3									
4 Team GoEleven Kawasaki													12 (-48)
RAMOS Román	12	2	5	2	3								
5 TripleM Honda World Superbike Team													8 (-52)
JACOBSEN PJ	8		2	6									
6 Team Pedercini Racing													5 (-55)
HERNANDEZ Yonny	5			5									
7 Guandalini Racing													1 (-59)
JEZEK Ondrej	1	1											

25/03/2018

These data/results cannot be reproduced, stored and/or transmitted in whole or in part by any manner of electronic, mechanical, photocopying, recording, broadcasting or otherwise now known or herein after developed without the previous express consent by the copyright owner, except for reproduction in daily press and regular printed publications on sale to the public within 60 days of the event related to those data/results and always provided that copyright symbol appears together as follows below.

© DORNA WSBK ORGANIZATION Srl 2018

FICR PERUGIA TIMING



Official Tyre Supplier



Official Timekeeper