

Buriram 4.554 m

Thai Round, 23-24-25 March 2018 World Superbike - Biographical Entry List

No.	Rider (Abbreviation)			Nat	Bike Team	Wins 2018	Podiums 2018	Pole 2018	Races 2018	Tyres	Class
	Age	Date of Birth	Place of Birth								
1	1	REA Jonathan (Rea) 31 02/02/1987	Ballymena	GBR	Kawasaki ZX-10RR Kawasaki Racing Team WorldSBK	54	113 1	14	220 2	Pirelli	
2	2	CAMIER Leon (Cam) 31 04/08/1986	Ashford Kent	GBR	Honda CBR1000RR Red Bull Honda World Superbike Team		9		187 2	Pirelli	
3	7	DAVIES Chaz (Dav) 31 10/02/1987	Knighton	GBR	Ducati Panigale R Aruba.it Racing - Ducati	27	68 1	5	154 2	Pirelli	
4	12	FORES Xavi (For) 32 16/09/1985	Llombai	ESP	Ducati Panigale R Barni Racing Team		2 1		68 2	Pirelli	IND
5	22	LOWES Alex (Low) 27 14/09/1990	Lincoln	GBR	Yamaha YZF R1 Pata Yamaha Official WorldSBK Team		7		106 2	Pirelli	
6	32	SAVADORI Lorenzo (Sav) 24 04/04/1993	Cesena	ITA	Aprilia RSV4 RF Milwaukee Aprilia				51	Pirelli	
7	33	MELANDRI Marco (Mel) 35 07/08/1982	Ravenna	ITA	Ducati Panigale R Aruba.it Racing - Ducati	22 2	64 2	2	130 2	Pirelli	
8	36	MERCADO Leandro (Mer) 26 15/02/1992	Cordoba	ARG	Kawasaki ZX-10RR Orelac Racing VerdNatura				62 2	Pirelli	IND
9	37	JEZEK Ondrej (Jez) 29 15/03/1989	Brno	CZE	Yamaha YZF R1 Guandalini Racing				26 2	Pirelli	IND
10	40	RAMOS Román (Ram) 27 06/01/1991	Santander	ESP	Kawasaki ZX-10RR Team GoEleven Kawasaki				76 2	Pirelli	IND
11	45	GAGNE Jake (Gag) 24 27/08/1993	Ramona, California	USA	Honda CBR1000RR Red Bull Honda World Superbike Team				8 2	Pirelli	
12	50	LAVERTY Eugene (Lav) 31 03/06/1986	Toomebridge	IRL	Aprilia RSV4 RF Milwaukee Aprilia	13	33	2	132 2	Pirelli	
13	54	RAZGATLIOGLU Toprak (Raz) 21 16/10/1996	Sakarya	TUR	Kawasaki ZX-10RR Kawasaki Puccetti Racing				2 2	Pirelli	IND
14	60	VAN DER MARK Michael (vdM) 25 26/10/1992	Gouda	NED	Yamaha YZF R1 Pata Yamaha Official WorldSBK Team		11	1	80 2	Pirelli	
15	66	SYKES Tom (Syk) 32 19/08/1985	Huddersfield	GBR	Kawasaki ZX-10RR Kawasaki Racing Team WorldSBK	33	101 1	43 1	236 2	Pirelli	
16	68	HERNANDEZ Yonny (Her) 29 25/07/1988	Medellín	COL	Kawasaki ZX-10RR Team Pedercini Racing				1 1	Pirelli	IND
17	76	BAZ Loris (Baz) 25 01/02/1993	Sallanches	FRA	BMW S 1000 RR GULF ALTHEA BMW Racing Team	2	14	2	63 2	Pirelli	
18	81	TORRES Jordi (Tor) 30 27/08/1987	Rubi	ESP	MV Agusta 1000 F4 MV Agusta Reparto Corse	1	4		79 2	Pirelli	
19	99	JACOBSEN PJ (Jac) 24 07/08/1993	Montgomery	USA	Honda CBR1000RR TripleM Honda World Superbike Team				2 2	Pirelli	IND

23/03/2018

* = Wild Card

** = One Event

These data/results cannot be reproduced, stored and/or transmitted in whole or in part by any manner of electronic, mechanical, photocopying, recording, broadcasting or otherwise now known or herein after developed without the previous express consent by the copyright owner, except for reproduction in daily press and regular printed publications on sale to the public within 60 days of the event related to those data/results and always provided that copyright symbol appears together as follows below.

© DORNA WSBK ORGANIZATION Srl 2018

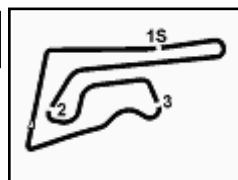
FIAT PERUGIA TIMING



Official Tyre Supplier



Official Timekeeper



Thai Round, 23-24-25 March 2018 World Superbike - Results Free Practice 1st Session

Buriram 4.554 m

1 / 2

No.	Rider	Nat	Team	Bike	Class	Time	Gap	Rel.	Laps	Speed	
										Avg	Max
1	12 X. FORES	ESP	Barni Racing Team	Ducati Panigale R	IND	1'33.960			15	174,483	296,7
2	50 E. LAVERTY	IRL	Milwaukee Aprilia	Aprilia RSV4 RF		1'34.249	0.289	0.289	14	173,948	300,0
3	81 J. TORRES	ESP	MV Agusta Reparto Corse	MV Agusta 1000 F4		1'34.292	0.332	0.043	15	173,868	291,9
4	66 T. SYKES	GBR	Kawasaki Racing Team WorldSBK	Kawasaki ZX-10RR		1'34.329	0.369	0.037	17	173,800	294,3
5	2 L. CAMIER	GBR	Red Bull Honda World Superbike Team	Honda CBR1000RR		1'34.408	0.448	0.079	13	173,655	296,7
6	22 A. LOWES	GBR	Pata Yamaha Official WorldSBK Team	Yamaha YZF R1		1'34.437	0.477	0.029	15	173,601	296,7
7	33 M. MELANDRI	ITA	Aruba.it Racing - Ducati	Ducati Panigale R		1'34.503	0.543	0.066	18	173,480	298,3
8	76 L. BAZ	FRA	GULF ALTHEA BMW Racing Team	BMW S 1000 RR		1'34.615	0.655	0.112	18	173,275	292,7
9	7 C. DAVIES	GBR	Aruba.it Racing - Ducati	Ducati Panigale R		1'34.620	0.660	0.005	14	173,266	296,7
10	40 R. RAMOS	ESP	Team GoEleven Kawasaki	Kawasaki ZX-10RR	IND	1'34.713	0.753	0.093	18	173,096	294,3
11	1 J. REA	GBR	Kawasaki Racing Team WorldSBK	Kawasaki ZX-10RR		1'34.724	0.764	0.011	16	173,075	294,3
12	60 M. VAN DER MARK	NED	Pata Yamaha Official WorldSBK Team	Yamaha YZF R1		1'34.765	0.805	0.041	16	173,001	298,3
13	45 J. GAGNE	USA	Red Bull Honda World Superbike Team	Honda CBR1000RR		1'35.222	1.262	0.457	15	172,170	290,3
14	36 L. MERCADO	ARG	Orelac Racing VerdNatura	Kawasaki ZX-10RR	IND	1'35.416	1.456	0.194	14	171,820	290,3
15	32 L. SAVADORI	ITA	Milwaukee Aprilia	Aprilia RSV4 RF		1'35.441	1.481	0.025	14	171,775	295,9
16	54 T. RAZGATLIOGLU	TUR	Kawasaki Puccetti Racing	Kawasaki ZX-10RR	IND	1'36.200	2.240	0.759	13	170,420	290,3
17	68 Y. HERNANDEZ	COL	Team Pedercini Racing	Kawasaki ZX-10RR	IND	1'36.444	2.484	0.244	17	169,989	294,3
18	99 P. JACOBSEN	USA	TripleM Honda World Superbike Team	Honda CBR1000RR	IND	1'36.449	2.489	0.005	16	169,980	293,5
----- Out 107% in this Session -----											
19	37 O. JEZEK	CZE	Guandalini Racing	Yamaha YZF R1	IND				1		275,5

Qualifying Lap Time (107% of 1'33.960): 1'40.538

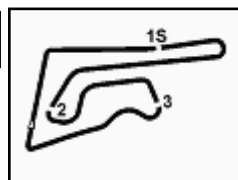
AIR	Humidity:	67%	Temp:	23°C
TRACK	Condition:	Dry	Temp:	29°C

Records	Pole (SP2)	2017 J.Rea	1'32.957	176,370	Km/h
	Race (RC1)	2017 J.Rea	1'33.436	175,460	Km/h
	Circuit (SP2)	2017 J.Rea	1'32.957	176,370	Km/h

23/03/2018 Start 09:45 End 10:27 The results are provisional until the end of the time limit for protests and appeals and the completion of the technical checks.

These data/results cannot be reproduced, stored and/or transmitted in whole or in part by any manner of electronic, mechanical, photocopying, recording, broadcasting or otherwise now known or herein after developed without the previous express consent by the copyright owner, except for reproduction in daily press and regular printed publications on sale to the public within 60 days of the event related to those data/results and always provided that copyright symbol appears together as follows below.

© DORNA WSBK ORGANIZATION Srl 2018



Thai Round, 23-24-25 March 2018 World Superbike - Results Free Practice 1st Session

Session Highlights

Local Time	No. Rider	Description
09.45.00		Start
09.45.16		WorldSBK Pit Intervention Time: 1min 6secs
10.08.13	22 A. LOWES	Lap Cancelled (1'35.362) - Exceeded Track Limits - Turn 4
10.15.00	36 L. MERCADO	On the Gravel - Re-Joined - Turn 4
10.16.25	76 L. BAZ	On the Gravel - Re-Joined - Turn 4
10.27.52		End Of Session

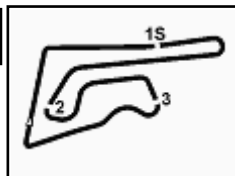
Fastest Laps Sequence

No.	Rider	Nat	Team	Bike	Local Time	Time	Gap	Avg
1	J. REA	GBR	Kawasaki Racing Team WorldSBK	Kawasaki ZX-10RR	09:48'15.863	1'36.019		170,741
50	E. LAVERTY	IRL	Milwaukee Aprilia	Aprilia RSV4 RF	09:48'17.601	1'35.987	-0.032	170,798
1	J. REA	GBR	Kawasaki Racing Team WorldSBK	Kawasaki ZX-10RR	09:49'51.138	1'35.275	-0.712	172,075
50	E. LAVERTY	IRL	Milwaukee Aprilia	Aprilia RSV4 RF	09:49'52.544	1'34.943	-0.332	172,676
1	J. REA	GBR	Kawasaki Racing Team WorldSBK	Kawasaki ZX-10RR	09:51'25.995	1'34.857	-0.086	172,833
2	L. CAMIER	GBR	Red Bull Honda World Superbike Team	Honda CBR1000RR	09:54'13.949	1'34.581	-0.276	173,337
12	X. FORES	ESP	Barni Racing Team	Ducati Panigale R	09:55'27.952	1'34.425	-0.156	173,624
2	L. CAMIER	GBR	Red Bull Honda World Superbike Team	Honda CBR1000RR	09:58'57.781	1'34.408	-0.017	173,655
81	J. TORRES	ESP	MV Agusta Reparto Corse	MV Agusta 1000 F4	10:18'39.176	1'34.292	-0.116	173,868
12	X. FORES	ESP	Barni Racing Team	Ducati Panigale R	10:24'33.676	1'33.960	-0.332	174,483

Start 09:45 End 10:27 The results are provisional until the end of the time limit for protests and appeals and the completion of the technical checks.

These data/results cannot be reproduced, stored and/or transmitted in whole or in part by any manner of electronic, mechanical, photocopying, recording, broadcasting or otherwise now known or herein after developed without the previous express consent by the copyright owner, except for reproduction in daily press and regular printed publications on sale to the public within 60 days of the event related to those data/results and always provided that copyright symbol appears together as follows below.

© DORNA WSBK ORGANIZATION Srl 2018


Thai Round, 23-24-25 March 2018
World Superbike - Best Sectors & Speed Free Practice 1st Session

Buriram 4.554 m

BEST LAP			
1	12 X. FORES	Ducati Panigale R	1'33.960
2	50 E. LAVERTY	Aprilia RSV4 RF	1'34.249
3	81 J. TORRES	MV Agusta 1000 F4	1'34.292
4	66 T. SYKES	Kawasaki ZX-10RR	1'34.329
5	2 L. CAMIER	Honda CBR1000RR	1'34.408
6	22 A. LOWES	Yamaha YZF R1	1'34.437
7	33 M. MELANDRI	Ducati Panigale R	1'34.503
8	76 L. BAZ	BMW S 1000 RR	1'34.615
9	7 C. DAVIES	Ducati Panigale R	1'34.620
10	40 R. RAMOS	Kawasaki ZX-10RR	1'34.713
11	1 J. REA	Kawasaki ZX-10RR	1'34.724
12	60 M. VAN DER MARK	Yamaha YZF R1	1'34.765
13	45 J. GAGNE	Honda CBR1000RR	1'35.222
14	36 L. MERCADO	Kawasaki ZX-10RR	1'35.416
15	32 L. SAVADORI	Aprilia RSV4 RF	1'35.441
16	54 T. RAZGATLIOGLU	Kawasaki ZX-10RR	1'36.200
17	68 Y. HERNANDEZ	Kawasaki ZX-10RR	1'36.444
18	99 P. JACOBSEN	Honda CBR1000RR	1'36.449
19	37 O. JEZEK	Yamaha YZF R1	

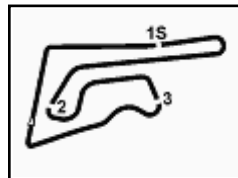
SPEED			
1	50 E. LAVERTY	Aprilia RSV4 RF	300,0
2	33 M. MELANDRI	Ducati Panigale R	298,3
3	60 M. VAN DER MARK	Yamaha YZF R1	298,3
4	2 L. CAMIER	Honda CBR1000RR	296,7
5	22 A. LOWES	Yamaha YZF R1	296,7
6	12 X. FORES	Ducati Panigale R	296,7
7	7 C. DAVIES	Ducati Panigale R	296,7
8	32 L. SAVADORI	Aprilia RSV4 RF	295,9
9	40 R. RAMOS	Kawasaki ZX-10RR	294,3
10	1 J. REA	Kawasaki ZX-10RR	294,3
11	68 Y. HERNANDEZ	Kawasaki ZX-10RR	294,3
12	66 T. SYKES	Kawasaki ZX-10RR	294,3
13	99 P. JACOBSEN	Honda CBR1000RR	293,5
14	76 L. BAZ	BMW S 1000 RR	292,7
15	81 J. TORRES	MV Agusta 1000 F4	291,9
16	54 T. RAZGATLIOGLU	Kawasaki ZX-10RR	290,3
17	36 L. MERCADO	Kawasaki ZX-10RR	290,3
18	45 J. GAGNE	Honda CBR1000RR	290,3
19	37 O. JEZEK	Yamaha YZF R1	275,5

SEG. 1			SEG. 2			SEG. 3			SEG. 4		
1	33 M. MELANDRI	19.607	1	7 C. DAVIES	26.932	1	12 X. FORES	23.467	1	81 J. TORRES	23.695
2	12 X. FORES	19.617	2	66 T. SYKES	26.932	2	81 J. TORRES	23.473	2	40 R. RAMOS	23.755
3	50 E. LAVERTY	19.703	3	2 L. CAMIER	26.961	3	66 T. SYKES	23.481	3	1 J. REA	23.771
4	22 A. LOWES	19.774	4	81 J. TORRES	27.020	4	76 L. BAZ	23.511	4	50 E. LAVERTY	23.785
5	66 T. SYKES	19.783	5	12 X. FORES	27.025	5	40 R. RAMOS	23.556	5	7 C. DAVIES	23.803
6	40 R. RAMOS	19.806	6	1 J. REA	27.026	6	22 A. LOWES	23.559	6	12 X. FORES	23.805
7	7 C. DAVIES	19.819	7	33 M. MELANDRI	27.036	7	50 E. LAVERTY	23.560	7	2 L. CAMIER	23.821
8	60 M. VAN DER MARK	19.819	8	50 E. LAVERTY	27.060	8	2 L. CAMIER	23.588	8	76 L. BAZ	23.821
9	2 L. CAMIER	19.839	9	76 L. BAZ	27.066	9	45 J. GAGNE	23.642	9	22 A. LOWES	23.862
10	45 J. GAGNE	19.839	10	60 M. VAN DER MARK	27.076	10	33 M. MELANDRI	23.644	10	60 M. VAN DER MARK	23.877
11	81 J. TORRES	19.875	11	22 A. LOWES	27.131	11	60 M. VAN DER MARK	23.665	11	66 T. SYKES	23.878
12	76 L. BAZ	19.890	12	40 R. RAMOS	27.183	12	1 J. REA	23.723	12	33 M. MELANDRI	23.959
13	68 Y. HERNANDEZ	19.900	13	45 J. GAGNE	27.375	13	7 C. DAVIES	23.802	13	36 L. MERCADO	24.034
14	1 J. REA	19.906	14	36 L. MERCADO	27.377	14	36 L. MERCADO	23.815	14	32 L. SAVADORI	24.093
15	32 L. SAVADORI	19.911	15	54 T. RAZGATLIOGLU	27.471	15	32 L. SAVADORI	23.829	15	45 J. GAGNE	24.144
16	36 L. MERCADO	20.056	16	32 L. SAVADORI	27.568	16	68 Y. HERNANDEZ	23.909	16	68 Y. HERNANDEZ	24.212
17	99 P. JACOBSEN	20.072	17	99 P. JACOBSEN	27.770	17	54 T. RAZGATLIOGLU	24.037	17	54 T. RAZGATLIOGLU	24.311
18	54 T. RAZGATLIOGLU	20.181	18	68 Y. HERNANDEZ	28.006	18	99 P. JACOBSEN	24.072	18	99 P. JACOBSEN	24.366
19	37 O. JEZEK	21.033	19	37 O. JEZEK	29.250	19	37 O. JEZEK	26.707	19	37 O. JEZEK	27.058

23/03/2018

These data/results cannot be reproduced, stored and/or transmitted in whole or in part by any manner of electronic, mechanical, photocopying, recording, broadcasting or otherwise now known or herein after developed without the previous express consent by the copyright owner, except for reproduction in daily press and regular printed publications on sale to the public within 60 days of the event related to those data/results and always provided that copyright symbol appears together as follows below.

© DORNA WSBK ORGANIZATION Srl 2018



Buriram 4.554 m

Thai Round, 23-24-25 March 2018

World Superbike - Ideal Times Free Practice 1st Session

No.	Rider	Nat	Bike	Seg. 1	Seg. 2	Seg. 3	Seg. 4	Ideal Time			
				Diff. 1	Diff. 2	Diff. 3	Diff. 4	Best Lap	Pos.	Diff.	
1	12 X. FORES	ESP	Ducati Panigale R	19.617	27.025 0.043	23.467	23.805 0.003	1'33.914	1'33.960	2	0.046
2	81 J. TORRES	ESP	MV Agusta 1000 F4	19.875 0.018	27.020	23.473 0.103	23.695 0.108	1'34.063	1'34.292	4	0.229
3	66 T. SYKES	GBR	Kawasaki ZX-10RR	19.783 0.049	26.932 0.206	23.481	23.878	1'34.074	1'34.329	5	0.255
4	50 E. LAVERTY	IRL	Aprilia RSV4 RF	19.703 0.141	27.060	23.560	23.785	1'34.108	1'34.249	3	0.141
5	2 L. CAMIER	GBR	Honda CBR1000RR	19.839 0.090	26.961 0.030	23.588 0.079	23.821	1'34.209	1'34.408	6	0.199
6	33 M. MELANDRI	ITA	Ducati Panigale R	19.607 0.079	27.036	23.644 0.089	23.959 0.089	1'34.246	1'34.503	8	0.257
7	76 L. BAZ	FRA	BMW S 1000 RR	19.890 0.104	27.066 0.223	23.511	23.821	1'34.288	1'34.615	9	0.327
8	40 R. RAMOS	ESP	Kawasaki ZX-10RR	19.806 0.167	27.183	23.556 0.073	23.755 0.173	1'34.300	1'34.713	11	0.413
9	22 A. LOWES	GBR	Yamaha YZF R1	19.774 0.011	27.131	23.559	23.862 0.100	1'34.326	1'34.437	7	0.111
10	7 C. DAVIES	GBR	Ducati Panigale R	19.819 0.099	26.932 0.160	23.802 0.005	23.803	1'34.356	1'34.620	10	0.264
11	1 J. REA	GBR	Kawasaki ZX-10RR	19.906 0.018	27.026 0.070	23.723 0.034	23.771 0.176	1'34.426	1'34.724	12	0.298
12	60 M. VAN DER MARK	NED	Yamaha YZF R1	19.819 0.145	27.076	23.665 0.152	23.877 0.031	1'34.437	1'34.765	13	0.328
13	45 J. GAGNE	USA	Honda CBR1000RR	19.839	27.375 0.222	23.642	24.144	1'35.000	1'35.222	14	0.222
14	36 L. MERCADO	ARG	Kawasaki ZX-10RR	20.056	27.377	23.815	24.034 0.134	1'35.282	1'35.416	15	0.134
15	32 L. SAVADORI	ITA	Aprilia RSV4 RF	19.911	27.568	23.829	24.093 0.040	1'35.401	1'35.441	16	0.040
16	54 T. RAZGATLIOGLU	TUR	Kawasaki ZX-10RR	20.181 0.026	27.471	24.037 0.034	24.311 0.140	1'36.000	1'36.200	17	0.200
17	68 Y. HERNANDEZ	COL	Kawasaki ZX-10RR	19.900 0.159	28.006 0.155	23.909 0.103	24.212	1'36.027	1'36.444	18	0.417
18	99 P. JACOBSEN	USA	Honda CBR1000RR	20.072 0.053	27.770	24.072 0.045	24.366 0.071	1'36.280	1'36.449	19	0.169
Overall Ideal Time				19.607	26.932	23.467	23.695	1'33.701			

23/03/2018

These data/results cannot be reproduced, stored and/or transmitted in whole or in part by any manner of electronic, mechanical, photocopying, recording, broadcasting or otherwise now known or herein after developed without the previous express consent by the copyright owner, except for reproduction in daily press and regular printed publications on sale to the public within 60 days of the event related to those data/results and always provided that copyright symbol appears together as follows below.

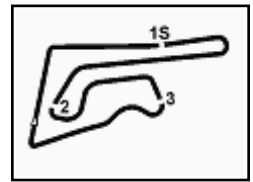
© DORNA WSBK ORGANIZATION Srl 2018

PIRELLI PERUGIA TIMING


Official Tyre Supplier



Official Timekeeper



Thai Round, 23-24-25 March 2018 World Superbike - Chronological Analysis Free Practice 1st Session

Buriram 4.554 m

1 / 3

1° 12 X. FORES (1'33.960)							
Lap	Seg.1	Seg.2	Seg.3	Seg.4	Lap Time	km/h	Local Time
1		31.084	25.356	25.203	270,7	9:47'30.133	
2	19.972	27.951	24.262	24.550	1'36.735	282,7	9:49'06.868
3	19.931	27.784	24.090	24.285	1'36.090	294,3	9:50'42.958
4	19.843	27.171	23.974	24.037	1'35.025	295,1	9:52'17.983
5	19.780	28.067	23.658	24.039	1'35.544	295,1	9:53'53.527
6	19.773	27.282	23.565	23.805	1'34.425	295,9	9:55'27.952
7	19.775	27.132	23.546	24.036	1'34.489	295,9	9:57'02.441
8	19.805	27.058	23.732	23.907	1'34.502	295,9	9:58'36.943
9	19.811	29.906	24.019	37.517	1'51.253P	295,1	10:00'28.196
10	10'16.119	32.375	24.192	24.662	1'37.348P	286,5	10:12'05.544
11	20.041	28.246	23.889	24.204	1'36.380	295,9	10:13'41.924
12	19.897	27.298	23.719	24.159	1'35.073	295,1	10:15'16.997
13	19.716	27.275	23.712	36.794	1'47.497P	295,9	10:17'04.494
14	4'39.256	27.973	23.976	24.017	5'55.222P	287,2	10:22'59.716
15	19.617	27.068	23.467	23.808	1'33.960	296,7	10:24'33.676
16	19.641	27.025	23.488	23.874	1'34.028	295,9	10:26'07.704

7	19.832	27.178	23.684	23.962	1'34.656	294,3	9:58'12.514
8	19.926	27.088	23.542	23.978	1'34.534	292,7	9:59'47.048
9	20.071	27.726	24.802	24.612	1'37.210	291,9	10:01'24.258
10	19.922	27.228	23.548	23.889	1'34.587	292,7	10:02'58.845
11	20.376	28.024	24.662	36.634	1'49.696P	288,8	10:04'48.541
12	10'22.222	29.610	24.695	24.811	11'41.338P	237,9	10:16'29.879
13	19.919	27.084	23.673	23.897	1'34.573	289,5	10:18'04.452
14	19.832	27.138	23.481	23.878	1'34.329	291,1	10:19'38.781
15	19.914	27.073	23.596	24.006	1'34.589	290,3	10:21'13.370
16	19.908	26.932	23.599	23.965	1'34.404	291,9	10:22'47.774
17	19.917	27.047	23.579	23.905	1'34.448	291,9	10:24'22.222
18	19.922	26.979	25.909	42.053	1'54.863P	291,1	10:26'17.085

2° 50 E. LAVERTY (1'34.249)							
Lap	Seg.1	Seg.2	Seg.3	Seg.4	Lap Time	km/h	Local Time
1		29.605	25.036	24.776		236,8	9:46'41.614
2	19.989	27.770	24.173	24.055	1'35.987	295,1	9:48'17.601
3	19.703	27.456	23.729	24.055	1'34.943	300,0	9:49'52.544
4	19.801	27.659	23.816	24.010	1'35.286	295,9	9:51'27.830
5	19.834	27.526	23.923	24.171	1'35.454	298,3	9:53'03.284
6	19.826	27.493	23.833	24.090	1'35.242	299,2	9:54'38.526
7	19.755	27.203	23.829	24.098	1'34.885	298,3	9:56'13.411
8	20.913	27.718	23.761	37.293	1'49.685P	274,8	9:58'03.096
9	11'44.224	29.876	24.845	24.719	13'03.664P	240,0	10:11'06.760
10	19.904	27.706	23.808	24.056	1'35.474	295,9	10:12'42.234
11	19.780	27.216	23.837	24.001	1'34.834	296,7	10:14'17.068
12	19.743	27.447	23.785	23.940	1'34.915	297,5	10:15'51.983
13	20.300	28.705	24.405	35.949	1'49.359P	288,0	10:17'41.342
14	5'45.585	28.730	24.378	25.897	7'04.590P	251,7	10:24'45.932
15	19.844	27.060	23.560	23.785	1'34.249	296,7	10:26'20.181

5° 2 L. CAMIER (1'34.408)							
Lap	Seg.1	Seg.2	Seg.3	Seg.4	Lap Time	km/h	Local Time
1		31.674	25.609	25.817		201,1	9:47'51.029
2	20.430	28.219	24.759	24.524	1'37.932	290,3	9:49'28.961
3	20.014	27.492	23.909	24.066	1'35.481	292,7	9:51'04.442
4	19.839	27.303	23.814	23.970	1'34.926	293,5	9:52'39.368
5	19.879	27.038	23.806	23.858	1'34.581	294,3	9:54'13.949
6	19.926	27.115	23.630	23.964	1'34.635	294,3	9:55'48.584
7	19.953	27.212	23.673	23.951	1'34.789	296,7	9:57'23.373
8	19.929	26.991	23.667	23.821	1'34.408	293,5	9:58'57.781
9	20.475	27.961	24.308	37.159	1'49.903P	289,5	10:00'47.684
10	18'06.902	28.902	24.155	24.158	19'24.117P	266,7	10:20'11.801
11	19.859	27.092	23.588	24.010	1'34.549	294,3	10:21'46.350
12	19.911	27.128	23.594	23.953	1'34.586	295,9	10:23'20.936
13	19.905	27.081	23.818	23.891	1'34.695	293,5	10:24'55.631
14	19.851	26.961	23.857	24.001	1'34.670	295,1	10:26'30.301

3° 81 J. TORRES (1'34.292)							
Lap	Seg.1	Seg.2	Seg.3	Seg.4	Lap Time	km/h	Local Time
1		33.309	26.190	25.822		205,7	9:47'26.889
2	20.706	28.974	24.761	24.792	1'39.233	282,0	9:49'06.122
3	20.340	27.929	24.072	24.601	1'36.942	288,0	9:50'43.064
4	20.173	27.692	23.978	24.163	1'36.006	291,9	9:52'19.070
5	20.120	27.688	24.143	24.252	1'36.203	291,1	9:53'55.273
6	20.116	27.580	23.798	24.035	1'35.529	290,3	9:55'30.802
7	19.948	27.476	23.715	24.205	1'35.344	291,1	9:57'06.146
8	20.018	27.584	23.874	24.021	1'35.497	291,1	9:58'41.643
9	20.081	27.419	23.805	37.442	1'48.747P	288,8	10:00'30.390
10	10'28.488	33.414	24.464	24.382	11'50.748P		10:12'21.138
11	20.050	27.147	23.492	23.953	1'34.642	289,5	10:13'55.780
12	19.875	27.181	23.473	23.913	1'34.442	291,1	10:15'30.222
13	20.004	27.465	23.498	23.695	1'34.662	289,5	10:17'04.884
14	19.893	27.020	23.576	23.803	1'34.292	291,1	10:18'39.176
15	21.498	29.093	23.993	38.006	1'52.590P	264,1	10:20'31.766
16	3'46.625	28.261	23.816	24.208	5'02.910P	283,5	10:25'34.676

6° 22 A. LOWES (1'34.437)							
Lap	Seg.1	Seg.2	Seg.3	Seg.4	Lap Time	km/h	Local Time
1		30.583	26.403	25.613		216,0	9:47'45.787
2	20.087	28.617	24.645	24.614	1'37.963	277,6	9:49'23.750
3	19.891	28.184	24.267	24.337	1'36.679	292,7	9:51'00.429
4	20.008	27.866	24.136	24.214	1'36.224	292,7	9:52'36.653
5	23.407	29.387	26.303	41.233	2'00.330P	254,1	9:54'36.983
6	6'45.734	29.275	24.601	24.795	8'04.405P	275,5	10:02'41.388
7	20.036	27.846	24.257	24.106	1'36.245	291,9	10:04'17.633
8	19.928	27.670	24.010	24.128	1'35.736	293,5	10:05'53.369
9	19.880	27.311	24.063	24.108	1'35.362C	295,1	10:07'28.731
10	19.878	27.441	23.879	24.123	1'35.321	296,7	10:09'04.052
11	20.026	27.338	23.824	24.067	1'35.255	295,1	10:10'39.307
12	20.090	33.347	25.954	37.772	1'57.163P	295,1	10:12'36.470
13	6'25.958	29.681	24.488	24.318	7'44.445P	225,0	10:20'20.915
14	19.842	27.456	23.615	23.862	1'34.775	291,9	10:21'55.690
15	19.774	27.432	23.645	23.863	1'34.714	295,1	10:23'30.404
16	19.785	27.131	23.559	23.962	1'34.437	295,9	10:25'04.841

4° 66 T. SYKES (1'34.329)							
Lap	Seg.1	Seg.2	Seg.3	Seg.4	Lap Time	km/h	Local Time
1		31.619	25.602	25.538		203,4	9:48'40.474
2	20.277	27.849	24.411	24.388	1'36.925	290,3	9:50'17.399
3	20.035	27.578	23.935	24.037	1'35.585	291,1	9:51'52.984
4	19.897	27.256	23.810	24.036	1'34.999	293,5	9:53'27.983
5	19.976	27.258	23.893	24.209	1'35.336	293,5	9:55'03.319
6	19.783	27.174	23.645	23.937	1'34.539	294,3	9:56'37.858

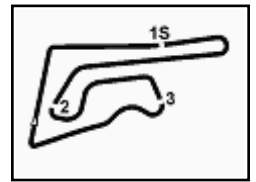
7° 33 M. MELANDRI (1'34.503)							
Lap	Seg.1	Seg.2	Seg.3	Seg.4	Lap Time	km/h	Local Time
1		32.744	26.793	26.779		191,5	9:47'51.475
2	20.605	29.750	24.963	25.176	1'40.494	242,2	9:49'31.969
3	20.167	28.164	24.197	25.021	1'37.549	280,5	9:51'09.518
4	20.258	27.649	23.894	24.233	1'36.034	292,7	9:52'45.552
5	20.014	27.496	24.268	25.769	1'37.547	295,1	9:54'23.099
6	19.813	27.115	23.651	24.219	1'34.798	296,7	9:55'57.897
7	19.808	27.374	24.471	36.414	1'48.067P	296,7	9:57'45.964
8	8'09.895	29.233	25.288	24.937	9'29.353P	254,1	10:07'15.317
9	19.795	27.065	23.961	24.647	1'35.468	296,7	10:08'50.785
10	19.900	27.650	24.150	24.556	1'36.256	295,1	10:10'27.041
11	19.820	27.172	23.696	23.982	1'34.670	297,5	10:12'01.711
12	19.705	27.098	23.741	23.973	1'34.517	298,3	10:13'36.228
13	20.195	28.972	24.798	35.653	1'49.618P	285,0	10:15'25.846

23/03/2018

P = Pits In/Out - C = Lap Time Cancelled

These data/results cannot be reproduced, stored and/or transmitted in whole or in part by any manner of electronic, mechanical, photocopying, recording, broadcasting or otherwise now known or herein after developed without the previous express consent by the copyright owner, except for reproduction in daily press and regular printed publications on sale to the public within 60 days of the event related to those data/results and always provided that copyright symbol appears together as follows below.

© DORNA WSBK ORGANIZATION Srl 2018



Thai Round, 23-24-25 March 2018 World Superbike - Chronological Analysis Free Practice 1st Session

Buriram 4.554 m

2 / 3

14	1'41.249	29.424	24.591	24.718	2'59.982P	248,8	10:18'25.828	16	19.806	27.327	23.676	24.100	1'34.909	294,3	10:21'36.461
15	19.859	27.500	23.941	24.098	1'35.398	295,1	10:20'01.226	17	20.006	27.226	23.620	23.925	1'34.777	291,9	10:23'11.238
16	19.607	27.100	23.719	24.157	1'34.583	298,3	10:21'35.809	18	19.948	27.210	23.556	24.087	1'34.801	291,9	10:24'46.039
17	19.686	27.036	23.733	24.048	1'34.503	297,5	10:23'10.312	19	19.973	27.183	23.629	23.928	1'34.713	293,5	10:26'20.752
18	19.729	27.130	23.644	24.839	1'35.342	298,3	10:24'45.654								
19	23.801	27.337	23.652	23.959	1'38.749	295,9	10:26'24.403								

8° 76 L. BAZ (1'34.615)

Lap	Seg.1	Seg.2	Seg.3	Seg.4	Lap Time	km/h	Local Time
1		29.561	24.928	24.772		224,1	9:46'42.158
2	20.332	27.847	24.267	24.369	1'36.815	276,2	9:48'18.973
3	20.231	27.778	24.185	24.211	1'36.405	286,5	9:49'55.378
4	20.245	27.853	24.111	24.298	1'36.507	282,7	9:51'31.885
5	20.295	28.021	24.126	24.261	1'36.703	287,2	9:53'08.588
6	20.665	29.006	24.049	24.526	1'38.246	270,0	9:54'46.834
7	20.111	28.310	24.683	37.802	1'50.906P	289,5	9:56'37.740
8	7'55.464	28.727	24.424	24.602	9'13.217P	270,0	10:05'50.957
9	20.225	27.668	23.997	24.208	1'36.098	285,7	10:07'27.055
10	20.170	28.040	25.463	24.148	1'37.821	285,7	10:09'04.876
11	20.103	27.645	23.926	24.108	1'35.782	291,1	10:10'40.658
12	20.761	28.532	24.646	36.831	1'50.770P	275,5	10:12'31.428
13	2'59.388			27.475	4'25.426P	221,8	10:16'56.854
14	19.994	27.289	23.511	23.821	1'34.615	290,3	10:18'31.469
15	19.930	27.066	23.517	24.290	1'34.803	291,1	10:20'06.272
16	19.934	27.279	23.624	23.849	1'34.686	291,9	10:21'40.958
17	20.003	27.271	23.657	24.167	1'35.098	290,3	10:23'16.056
18	21.969	28.215	25.856	23.926	1'39.966	254,7	10:24'56.022
19	19.890	27.261	23.633	24.013	1'34.797	292,7	10:26'30.819

9° 7 C. DAVIES (1'34.620)

Lap	Seg.1	Seg.2	Seg.3	Seg.4	Lap Time	km/h	Local Time
1		31.493	25.296	25.347		198,2	9:48'08.384
2	20.158	28.031	24.485	35.503	1'48.177P	277,6	9:49'56.561
3	8'28.562	29.099	24.303	24.494	9'46.458P	259,6	9:59'43.019
4	19.874	27.557	24.143	24.272	1'35.846	292,7	10:01'18.865
5	19.819	27.329	23.869	23.962	1'34.979	295,9	10:02'53.844
6	19.901	27.229	23.943	24.062	1'35.135	295,1	10:04'28.979
7	19.911	27.257	23.928	23.936	1'35.032	294,3	10:06'04.011
8	20.961	28.451	24.386	24.075	1'37.873	272,0	10:07'41.884
9	19.918	27.092	23.807	23.803	1'34.620	295,9	10:09'16.504
10	21.686	28.346	24.276	35.324	1'49.632P	271,4	10:11'06.136
11	7'30.039	28.403	24.690	24.247	8'47.379P	273,4	10:19'53.515
12	19.878	26.932	23.802	24.025	1'34.637	293,5	10:21'28.152
13	21.740	27.376	24.102	24.487	1'37.705	283,5	10:23'05.857
14	19.955	34.446	24.208	24.132	1'42.741	296,7	10:24'48.598
15	19.891	27.154	23.871	24.139	1'35.055	295,9	10:26'23.653

10° 40 R. RAMOS (1'34.713)

Lap	Seg.1	Seg.2	Seg.3	Seg.4	Lap Time	km/h	Local Time
1		30.704	25.330	25.011		221,8	9:46'55.871
2	20.262	28.319	24.286	24.378	1'37.245	282,0	9:48'33.116
3	20.135	27.803	23.950	24.097	1'35.985	287,2	9:50'09.101
4	20.236	27.731	23.876	24.104	1'35.947	287,2	9:51'45.048
5	20.060	27.476	23.795	23.973	1'35.304	288,0	9:53'20.352
6	20.175	27.469	23.802	23.920	1'35.366	291,1	9:54'55.718
7	20.037	27.851	24.338	36.689	1'48.915P	288,8	9:56'44.633
8	5'01.600	32.676	24.419	24.244	6'22.939P	252,3	10:03'07.572
9	20.147	27.698	23.885	24.168	1'35.898	287,2	10:04'43.470
10	20.118	27.722	23.900	24.105	1'35.845	286,5	10:06'19.315
11	20.054	29.393	24.138	24.014	1'37.599	288,0	10:07'56.914
12	20.142	27.962	23.889	24.066	1'36.059	288,0	10:09'32.973
13	20.417	27.681	24.087	35.659	1'47.844P	284,2	10:11'20.817
14	5'46.073	29.346	25.162	25.285	7'05.866P	271,4	10:18'26.683
15	20.030	27.468	23.616	23.755	1'34.869	290,3	10:20'01.552

11° 1 J. REA (1'34.724)

Lap	Seg.1	Seg.2	Seg.3	Seg.4	Lap Time	km/h	Local Time
1		28.753	24.752	24.508		246,6	9:46'39.844
2	19.986	27.663	24.062	24.308	1'36.019	292,7	9:48'15.863
3	19.998	27.334	23.959	23.984	1'35.275	291,9	9:49'51.138
4	19.986	27.161	23.939	23.771	1'34.857	291,1	9:51'25.995
5	19.910	27.593	24.443	24.119	1'36.065	292,7	9:53'02.060
6	19.924	27.096	23.757	23.947	1'34.724	293,5	9:54'36.784
7	19.990	27.026	26.414	24.079	1'37.509	292,7	9:56'14.293
8	19.906	27.168	23.727	24.018	1'34.819	294,3	9:57'49.112
9	20.931	28.233	24.773	37.069	1'51.006P	287,2	9:59'40.118
10	14'23.865	27.895	24.193	24.171	15'40.124P	287,2	10:15'20.242
11	20.055	27.518	23.946	24.188	1'35.707	291,9	10:16'55.949
12	19.919	27.231	23.810	23.911	1'34.871	291,1	10:18'30.820
13	19.944	27.241	23.723	24.037	1'34.945	292,7	10:20'05.765
14	19.929	27.207	23.814	23.980	1'34.930	292,7	10:21'40.695
15	20.664	27.725	24.249	24.443	1'37.081	294,3	10:23'17.776
16	19.943	27.377	24.263	24.437	1'36.020	292,7	10:24'53.796
17	20.290	27.947	25.874	36.090	1'50.201P	289,5	10:26'43.997

12° 60 M. VAN DER MARK (1'34.765)

Lap	Seg.1	Seg.2	Seg.3	Seg.4	Lap Time	km/h	Local Time
1		29.676	24.700	25.077		228,8	9:47'05.240
2	20.604	29.102	27.373	25.162	1'42.241	277,6	9:48'47.481
3	20.260	28.035	23.879	24.437	1'36.611	289,5	9:50'24.092
4	20.260	27.558	23.874	24.049	1'35.741	291,9	9:51'59.833
5	20.045	27.485	23.700	24.150	1'35.380	292,7	9:53'35.213
6	20.059	27.426	23.738	24.092	1'35.315	293,5	9:55'10.528
7	20.100	27.205	23.771	23.917	1'34.993	293,5	9:56'45.521
8	21.139	28.883	24.681	38.545	1'53.248P	285,0	9:58'38.769
9	8'41.141	27.912	24.135	24.185	9'57.373P	276,9	10:08'36.142
10	20.200	27.251	24.022	24.153	1'35.626	291,9	10:10'11.768
11	20.160	27.195	23.904	24.076	1'35.335	293,5	10:11'47.103
12	19.952	27.482	23.980	24.117	1'35.531	293,5	10:13'22.634
13	20.116	27.268	23.937	24.087	1'35.408	292,7	10:14'58.042
14	20.150	27.282	26.008	38.330	1'51.770P	291,9	10:16'49.812
15	4'19.507	33.803	23.918	24.225	5'41.453P	212,2	10:22'31.265
16	19.819	27.405	23.665	23.877	1'34.766	298,3	10:24'06.031
17	19.964	27.076	23.817	23.908	1'34.765	294,3	10:25'40.796

13° 45 J. GAGNE (1'35.222)

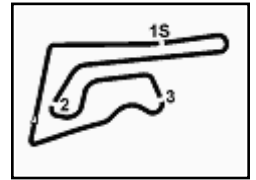
Lap	Seg.1	Seg.2	Seg.3	Seg.4	Lap Time	km/h	Local Time
1		30.865	25.228	25.379		200,4	9:46'45.448
2	20.563	29.198	24.584	24.649	1'38.994	236,3	9:48'24.442
3	20.120	28.647	24.264	24.391	1'37.422	266,7	9:50'01.864
4	20.087	28.382	24.234	24.345	1'37.048	276,2	9:51'38.912
5	20.029	28.100	24.245	24.462	1'36.836	287,2	9:53'15.748
6	20.103	28.021	24.205	24.314	1'36.643	288,8	9:54'52.391
7	20.231	27.707	24.183	24.301	1'36.422	286,5	9:56'28.813
8	20.336	28.698	24.775	37.601	1'51.410P	287,2	9:58'20.223
9	8'29.790	28.946	24.810	24.551	9'48.097P	269,3	10:08'08.320
10	20.237	28.222	24.135	24.360	1'36.954	287,2	10:09'45.274
11	20.063	27.539	23.986	24.245	1'35.833	288,8	10:11'21.107
12	20.165	27.688	23.992	24.412	1'36.257	285,7	10:12'57.364
13	20.064	27.946	25.222	40.864	1'54.096P	286,5	10:14'51.460
14	7'10.342	30.382	25.913	24.425	8'31.062P	166,9	10:23'22.522
15	20.050	27.375	23.722	24.243	1'35.390	290,3	10:24'57.912
16	19.839	27.597	23.642	24.144	1'35.222	289,5	10:26'33.134

23/03/2018

P = Pits In/Out - C = Lap Time Cancelled

These data/results cannot be reproduced, stored and/or transmitted in whole or in part by any manner of electronic, mechanical, photocopying, recording, broadcasting or otherwise now known or herein after developed without the previous express consent by the copyright owner, except for reproduction in daily press and regular printed publications on sale to the public within 60 days of the event related to those data/results and always provided that copyright symbol appears together as follows below.

© DORNA WSBK ORGANIZATION Srl 2018


Thai Round, 23-24-25 March 2018
World Superbike - Chronological Analysis Free Practice 1st Session

Buriram 4.554 m

3 / 3

14° 36 L. MERCADO (1'35.416)							
Lap	Seg.1	Seg.2	Seg.3	Seg.4	Lap Time	km/h	Local Time
1		31.834	26.401	26.393		229,3	9:47'04.956
2	21.287	29.251	26.646	25.142	1'42.326	255,9	9:48'47.282
3	20.555	28.245	24.262	24.982	1'38.044	281,3	9:50'25.326
4	20.162	28.043	24.485	24.447	1'37.137	289,5	9:52'02.463
5	21.292	28.913	24.649	34.851	1'49.705P	280,5	9:53'52.168
6	10'05.293	29.892	24.554	24.442	11'24.181P	276,2	10:05'16.349
7	20.225	27.750	24.256	24.145	1'36.376	289,5	10:06'52.725
8	20.260	28.006	24.287	24.300	1'36.853	288,8	10:08'29.578
9	20.255	27.573	24.072	24.316	1'36.216	289,5	10:10'05.794
10	20.222	27.746	24.056	24.201	1'36.225	288,8	10:11'42.019
11	20.123	27.544	23.988	24.034	1'35.689	290,3	10:13'17.708
12	20.092	29.540	27.614	36.123	1'53.369P	289,5	10:15'11.077
13	6'10.299	33.184	30.267	24.388	7'38.138P	281,3	10:22'49.215
14	20.141	27.427	24.006	24.072	1'35.646	288,8	10:24'24.861
15	20.056	27.377	23.815	24.168	1'35.416	289,5	10:26'00.277

10	20.059	28.161	24.012	24.212	1'36.444	291,1	10:02'00.000
11	20.027	28.006	24.156	37.636	1'49.825P	291,1	10:03'49.825
12	10'54.084	29.779	24.445	24.347	12'12.655P	254,1	10:16'02.480
13	20.111	28.359	24.171	24.397	1'37.038	290,3	10:17'39.518
14	20.113	28.287	24.128	24.530	1'37.058	288,8	10:19'16.576
15	20.073	28.406	24.192	24.627	1'37.298	290,3	10:20'53.874
16	20.016	28.353	24.175	24.457	1'37.001	289,5	10:22'30.875
17	20.042	28.304	24.110	24.341	1'36.797	288,8	10:24'07.672
18	20.067	28.080	24.071	24.439	1'36.657	294,3	10:25'44.329

15° 32 L. SAVADORI (1'35.441)							
Lap	Seg.1	Seg.2	Seg.3	Seg.4	Lap Time	km/h	Local Time
1		35.470	26.713	25.635		170,3	9:47'09.550
2	20.436	29.067	24.517	24.821	1'38.841	260,9	9:48'48.391
3	20.137	28.461	24.151	24.558	1'37.307	285,7	9:50'25.698
4	19.973	28.326	24.769	25.201	1'38.269	282,0	9:52'03.967
5	19.994	28.263	24.205	24.258	1'36.720	289,5	9:53'40.687
6	20.018	27.770	24.100	24.320	1'36.208	294,3	9:55'16.895
7	20.281	29.055	25.248	37.273	1'51.857P	290,3	9:57'08.752
8	11'16.132	33.493	24.527	24.614	12'38.766P		10:09'47.518
9	19.987	27.569	23.916	24.093	1'35.565	293,5	10:11'23.083
10	19.911	27.568	23.829	24.133	1'35.441	295,9	10:12'58.524
11	20.756	28.636	24.881	25.093	1'39.366	282,7	10:14'37.890
12	19.987	27.664	23.950	24.285	1'35.886	292,7	10:16'13.776
13	20.261	28.837	24.796	36.903	1'50.797P	287,2	10:18'04.573
14	4'22.827	33.468	24.856	24.449	5'45.600P	198,5	10:23'50.173
15	20.010	27.618	24.008	24.236	1'35.872	292,7	10:25'26.045

18° 99 P. JACOBSEN (1'36.449)							
Lap	Seg.1	Seg.2	Seg.3	Seg.4	Lap Time	km/h	Local Time
1		32.559	26.173	25.814		239,5	9:47'38.390
2	20.438	28.959	24.985	25.263	1'39.645	287,2	9:49'18.035
3	20.231	28.445	24.631	24.687	1'37.994	288,0	9:50'56.029
4	20.233	28.148	24.445	24.596	1'37.422	288,8	9:52'33.451
5	20.253	28.083	24.604	24.555	1'37.495	288,8	9:54'10.946
6	20.345	28.136	24.414	24.653	1'37.548	285,0	9:55'48.494
7	20.072	28.116	24.265	24.538	1'36.991	293,5	9:57'25.485
8	20.205	28.490	24.817	38.480	1'51.992P	290,3	9:59'17.477
9	12'15.433	29.242	24.540	24.910	13'34.125P	278,4	10:12'51.602
10	20.258	27.851	24.176	24.366	1'36.651	287,2	10:14'28.253
11	20.153	27.945	24.072	24.407	1'36.577	288,8	10:16'04.830
12	20.245	27.922	24.115	24.415	1'36.697	288,8	10:17'41.527
13	21.021	28.133	24.282	24.564	1'38.000	285,0	10:19'19.527
14	20.125	27.770	24.117	24.437	1'36.449	290,3	10:20'55.976
15	20.894	29.725	24.841	24.870	1'40.330	285,7	10:22'36.306
16	20.824	29.083	24.573	24.552	1'39.032	285,7	10:24'15.338
17	20.095	27.915	24.183	24.473	1'36.666	289,5	10:25'52.004

19° 37 O. JEZEK							
Lap	Seg.1	Seg.2	Seg.3	Seg.4	Lap Time	km/h	Local Time
1		33.297	26.707	27.058		219,1	9:47'04.546
2	21.033	29.250	56.486	53.758	2'40.527P	275,5	9:49'45.073

16° 54 T. RAZGATLIOGLU (1'36.200)							
Lap	Seg.1	Seg.2	Seg.3	Seg.4	Lap Time	km/h	Local Time
1		31.303	26.319	25.704		252,3	9:48'15.776
2	20.538	29.011	26.504	24.905	1'40.958	290,3	9:49'56.734
3	20.394	27.945	27.094	41.465	1'56.898P	290,3	9:51'53.632
4	9'58.135	31.557	25.746	25.278	11'20.716P	215,6	10:03'14.348
5	20.393	28.307	24.186	24.550	1'37.436	260,9	10:04'51.784
6	20.190	27.832	24.037	24.311	1'36.370	288,8	10:06'28.154
7	20.207	27.471	24.071	24.451	1'36.200	287,2	10:08'04.354
8	20.225	27.550	24.087	24.493	1'36.355	288,8	10:09'40.709
9	20.253	27.934	24.750	35.737	1'48.674P	286,5	10:11'29.383
10	6'10.889	28.674	24.434	24.467	7'28.464P	275,5	10:18'57.847
11	20.342	27.547	24.126	24.531	1'36.546	285,7	10:20'34.393
12	20.201	27.830	24.371	24.432	1'36.834	287,2	10:22'11.227
13	20.218	27.835	24.152	24.500	1'36.705	288,8	10:23'47.932
14	20.181	27.839	24.173	24.640	1'36.833	288,0	10:25'24.765

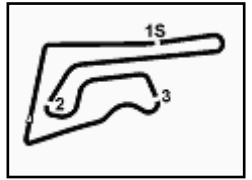
17° 68 Y. HERNANDEZ (1'36.444)							
Lap	Seg.1	Seg.2	Seg.3	Seg.4	Lap Time	km/h	Local Time
1		33.547	26.654	26.204		183,1	9:47'11.974
2	20.948	31.257	25.924	25.797	1'43.926	229,8	9:48'55.900
3	20.569	30.556	24.970	25.185	1'41.280	244,3	9:50'37.180
4	20.328	30.097	24.620	24.685	1'39.730	254,1	9:52'16.910
5	20.140	29.613	24.164	24.674	1'38.591	269,3	9:53'55.501
6	20.021	28.698	24.135	24.233	1'37.087	280,5	9:55'32.588
7	19.900	28.349	24.111	24.273	1'36.633	291,1	9:57'09.221
8	19.925	28.683	24.125	24.378	1'37.111	292,7	9:58'46.332
9	20.120	28.641	23.909	24.554	1'37.224	291,9	10:00'23.556

23/03/2018

P = Pits In/Out - C = Lap Time Cancelled

These data/results cannot be reproduced, stored and/or transmitted in whole or in part by any manner of electronic, mechanical, photocopying, recording, broadcasting or otherwise now known or herein after developed without the previous express consent by the copyright owner, except for reproduction in daily press and regular printed publications on sale to the public within 60 days of the event related to those data/results and always provided that copyright symbol appears together as follows below.

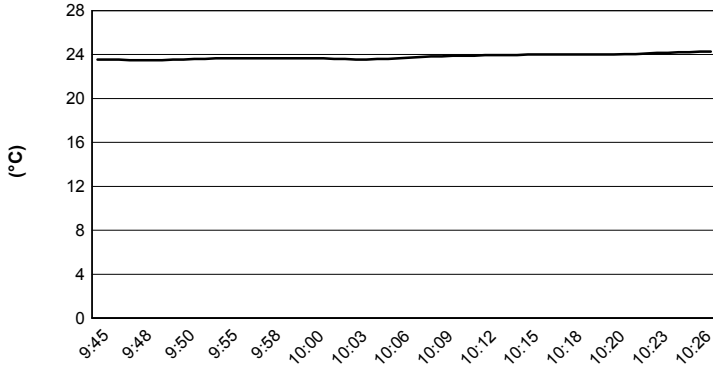
© DORNA WSBK ORGANIZATION Srl 2018



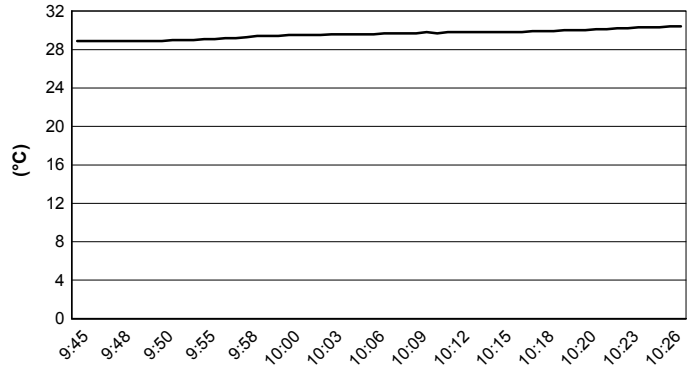
Buriram 4.554 m

Thai Round, 23-24-25 March 2018
World Superbike - Weather Report Free Practice 1st Session
 Session started 09:45 - Session ended 10:27

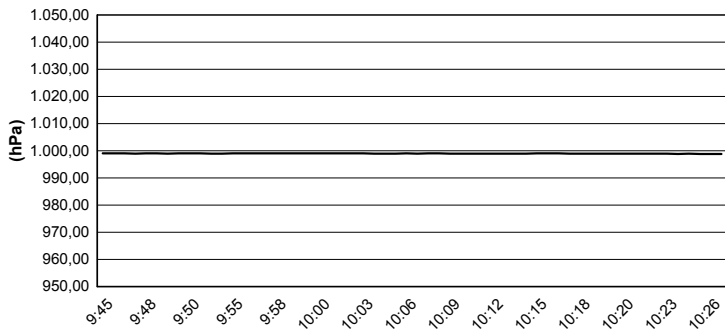
Air Temperature



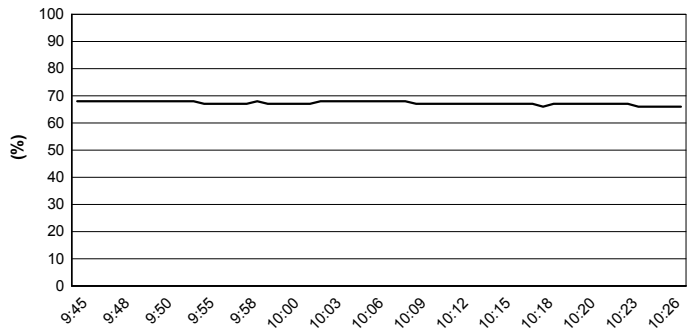
Track Temperature



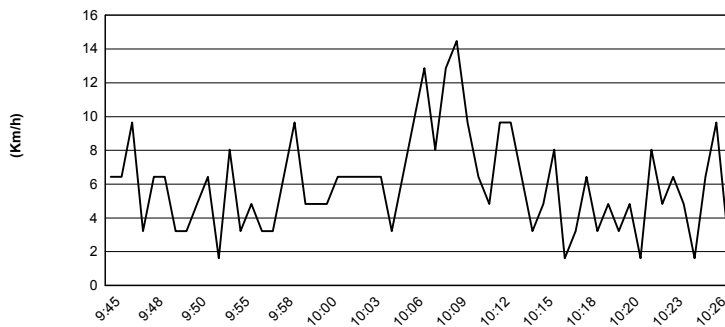
Air Pressure



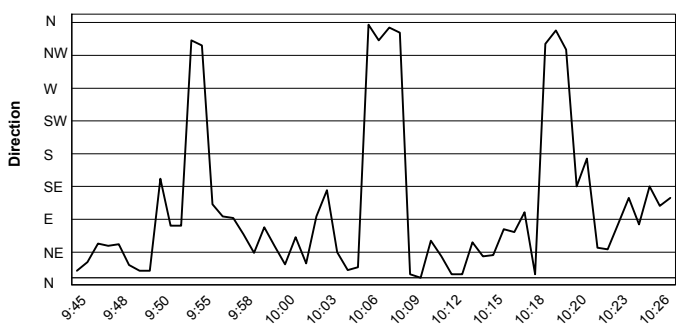
Humidity



Wind Speed



Wind Direction



23/03/2018

These data/results cannot be reproduced, stored and/or transmitted in whole or in part by any manner of electronic, mechanical, photocopying, recording, broadcasting or otherwise now known or herein after developed without the previous express consent by the copyright owner, except for reproduction in daily press and regular printed publications on sale to the public within 60 days of the event related to those data/results and always provided that copyright symbol appears together as follows below.

© DORNA WSBK ORGANIZATION Srl 2018

