

Thai Round, 23-24-25 March 2018

World Superbike - Free Practices & Superpole Combined Results

No.	Rider	Nat	Team	Bike	Class	FPs	LL	Superpole	Gap	Time	Avg
1	1 J. REA	GBR	Kawasaki Racing Team WorldSBK	Kawasaki ZX-10RR		1'33.327	53	1'32.814		1'32.814	176,637
2	66 T. SYKES	GBR	Kawasaki Racing Team WorldSBK	Kawasaki ZX-10RR		1'33.384	50	1'32.817	0.003	1'32.817	176,631
3	2 L. CAMIER	GBR	Red Bull Honda World Superbike Team	Honda CBR1000RR		1'33.531	46	1'32.922	0.108	1'32.922	176,432
4	81 J. TORRES	ESP	MV Agusta Reparto Corse	MV Agusta 1000 F4		1'33.397	50	1'32.972	0.158	1'32.972	176,337
5	12 X. FORES	ESP	Barni Racing Team	Ducati Panigale R	IND	1'33.571	41	1'33.022	0.208	1'33.022	176,242
6	22 A. LOWES	GBR	Pata Yamaha Official WorldSBK Team	Yamaha YZF R1		1'33.855	50	1'33.036	0.222	1'33.036	176,216
7	33 M. MELANDRI	ITA	Aruba.it Racing - Ducati	Ducati Panigale R		1'33.424	49	1'33.103	0.289	1'33.103	176,089
8	50 E. LAVERTY	IRL	Milwaukee Aprilia	Aprilia RSV4 RF		1'33.851	43	1'33.119	0.305	1'33.119	176,059
9	7 C. DAVIES	GBR	Aruba.it Racing - Ducati	Ducati Panigale R		1'33.435	47	1'33.148	0.334	1'33.148	176,004
10	60 M. VAN DER MARK	NED	Pata Yamaha Official WorldSBK Team	Yamaha YZF R1		1'33.569	48	1'33.373	0.559	1'33.373	175,580
11	32 L. SAVADORI	ITA	Milwaukee Aprilia	Aprilia RSV4 RF		1'33.986	38	1'33.450	0.636	1'33.450	175,435
12	54 T. RAZGATLIOGLU	TUR	Kawasaki Puccetti Racing	Kawasaki ZX-10RR	IND	1'34.831	41	1'34.570	1.756	1'34.570	173,357
13	36 L. MERCADO	ARG	Orelac Racing VerdNatura	Kawasaki ZX-10RR	IND	1'34.420	44	1'34.271		1'34.271	173,907
14	45 J. GAGNE	USA	Red Bull Honda World Superbike Team	Honda CBR1000RR		1'34.500	45	1'34.404	0.133	1'34.404	173,662
15	76 L. BAZ	FRA	GULF ALTHEA BMW Racing Team	BMW S 1000 RR		1'34.011	54	1'34.477	0.206	1'34.477	173,528
16	40 R. RAMOS	ESP	Team GoEleven Kawasaki	Kawasaki ZX-10RR	IND	1'34.545	50	1'34.729	0.458	1'34.729	173,066
17	99 P. JACOBSEN	USA	TripleM Honda World Superbike Team	Honda CBR1000RR	IND	1'34.741	44	1'34.782	0.511	1'34.782	172,970
18	68 Y. HERNANDEZ	COL	Team Pedercini Racing	Kawasaki ZX-10RR	IND	1'34.668	51	1'34.783	0.512	1'34.783	172,968
19	37 O. JEZEK	CZE	Guandalini Racing	Yamaha YZF R1	IND	1'36.648	14	1'35.925	1.654	1'35.925	170,909

24/03/2018

The results are provisional until the end of the time limit for protests and appeals and the completion of the technical checks.

These data/results cannot be reproduced, stored and/or transmitted in whole or in part by any manner of electronic, mechanical, photocopying, recording, broadcasting or otherwise now known or herein after developed without the previous express consent by the copyright owner, except for reproduction in daily press and regular printed publications on sale to the public within 60 days of the event related to those data/results and always provided that copyright symbol appears together as follows below.

© DORNA WSBK ORGANIZATION Srl 2018

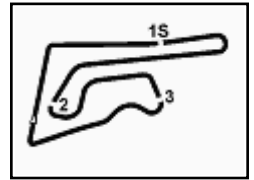
FICR PERUGIA TIMING



Official Tyre Supplier



Official Timekeeper



Buriram 4.554 m

Thai Round, 23-24-25 March 2018

World Superbike - Starting Grid - Race 1

20 Laps x 4,554 km = 91,080 km



1	1 REA J. Kawasaki 1'32.814 SP2	2	66 SYKES T. Kawasaki 1'32.817 SP2	3	2 CAMIER L. Honda 1'32.922 SP2
2	81 TORRES J. MV Agusta 1'32.972 SP2	5	12 FORES X. Ducati 1'33.022 SP2	6	22 LOWES A. Yamaha 1'33.036 SP2
3	33 MELANDRI M. Ducati 1'33.103 SP2	8	50 LAVERTY E. Aprilia 1'33.119 SP2	9	7 DAVIES C. Ducati 1'33.148 SP2
4	60 VAN DER MARK M. Yamaha 1'33.373 SP2	11	32 SAVADORI L. Aprilia 1'33.450 SP2	12	54 RAZGATLIOGLU T. Kawasaki 1'34.570 SP2
5	36 MERCADO L. Kawasaki 1'34.271 SP1	14	45 GAGNE J. Honda 1'34.404 SP1	15	76 BAZ L. BMW 1'34.477 SP1
6	40 RAMOS R. Kawasaki 1'34.729 SP1	17	99 JACOBSEN P. Honda 1'34.782 SP1	18	68 HERNANDEZ Y. Kawasaki 1'34.783 SP1
7	37 JEZEK O. Yamaha 1'35.925 SP1				

24/03/2018 Jury President

..... Race Director

These data/results cannot be reproduced, stored and/or transmitted in whole or in part by any manner of electronic, mechanical, photocopying, recording, broadcasting or otherwise now known or herein after developed without the previous express consent by the copyright owner, except for reproduction in daily press and regular printed publications on sale to the public within 60 days of the event related to those data/results and always provided that copyright symbol appears together as follows below.

© DORNA WSBK ORGANIZATION Srl 2018

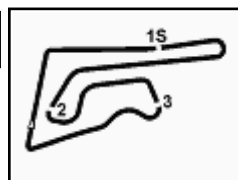
FICR PERUGIA TIMING



Official Tyre Supplier



Official Timekeeper



Buriram 4.554 m

1 / 2

Thai Round, 23-24-25 March 2018

World Superbike - Results Superpole 2

No.	Rider	Nat	Team	Bike	Class	Time	Gap	Rel.	Laps	Speed	
										Avg	Max
1	1 J. REA	GBR	Kawasaki Racing Team WorldSBK	Kawasaki ZX-10RR		1'32.814			6	176,637	295,1
2	66 T. SYKES	GBR	Kawasaki Racing Team WorldSBK	Kawasaki ZX-10RR		1'32.817	0.003	0.003	6	176,631	293,5
3	2 L. CAMIER	GBR	Red Bull Honda World Superbike Team	Honda CBR1000RR		1'32.922	0.108	0.105	7	176,432	292,7
4	81 J. TORRES	ESP	MV Agusta Reparto Corse	MV Agusta 1000 F4		1'32.972	0.158	0.050	8	176,337	295,9
5	12 X. FORES	ESP	Barni Racing Team	Ducati Panigale R	IND	1'33.022	0.208	0.050	6	176,242	296,7
6	22 A. LOWES	GBR	Pata Yamaha Official WorldSBK Team	Yamaha YZF R1		1'33.036	0.222	0.014	6	176,216	297,5
7	33 M. MELANDRI	ITA	Aruba.it Racing - Ducati	Ducati Panigale R		1'33.103	0.289	0.067	6	176,089	299,2
8	50 E. LAVERTY	IRL	Milwaukee Aprilia	Aprilia RSV4 RF		1'33.119	0.305	0.016	6	176,059	299,2
9	7 C. DAVIES	GBR	Aruba.it Racing - Ducati	Ducati Panigale R		1'33.148	0.334	0.029	6	176,004	299,2
10	60 M. VAN DER MARK	NED	Pata Yamaha Official WorldSBK Team	Yamaha YZF R1		1'33.373	0.559	0.225	6	175,580	301,7
11	32 L. SAVADORI	ITA	Milwaukee Aprilia	Aprilia RSV4 RF		1'33.450	0.636	0.077	2	175,435	297,5
12	54 T. RAZGATLIOGLU	TUR	Kawasaki Puccetti Racing	Kawasaki ZX-10RR	IND	1'34.570	1.756	1.120	6	173,357	288,8

AIR	Humidity:	46%	Temp:	31°C
TRACK	Condition:	Dry	Temp:	45°C

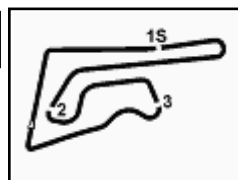
Records	Pole (SP2)	2017	J.Rea	1'32.957	176,370	Km/h
	Race (RC1)	2017	J.Rea	1'33.436	175,460	Km/h
	Circuit (SP2)	2017	J.Rea	1'32.957	176,370	Km/h

24/03/2018 Start End
 13:55 14:12

The results are provisional until the end of the time limit for protests and appeals and the completion of the technical checks.

These data/results cannot be reproduced, stored and/or transmitted in whole or in part by any manner of electronic, mechanical, photocopying, recording, broadcasting or otherwise now known or herein after developed without the previous express consent by the copyright owner, except for reproduction in daily press and regular printed publications on sale to the public within 60 days of the event related to those data/results and always provided that copyright symbol appears together as follows below.

© DORNA WSBK ORGANIZATION Srl 2018



Thai Round, 23-24-25 March 2018

World Superbike - Results Superpole 2

Session Highlights

Local Time	No. Rider	Description
13.55.00		Start
14.09.04		New Best Lap
14.11.02	33 M. MELANDRI	Crashed - Turn 9
14.11.51	33 M. MELANDRI	Re-joined
14.12.41		End Of Session

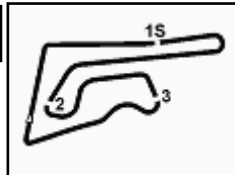
Fastest Laps Sequence

No.	Rider	Nat	Team	Bike	Local Time	Time	Gap	Avg
50	E. LAVERTY	IRL	Milwaukee Aprilia	Aprilia RSV4 RF	13:58'14.697	1'34.393		173,682
1	J. REA	GBR	Kawasaki Racing Team WorldSBK	Kawasaki ZX-10RR	13:58'16.477	1'33.936	-0.457	174,527
2	L. CAMIER	GBR	Red Bull Honda World Superbike Team	Honda CBR1000RR	13:58'36.989	1'33.895	-0.041	174,604
1	J. REA	GBR	Kawasaki Racing Team WorldSBK	Kawasaki ZX-10RR	13:59'50.233	1'33.756	-0.139	174,862
22	A. LOWES	GBR	Pata Yamaha Official WorldSBK Team	Yamaha YZF R1	14:00'20.888	1'33.740	-0.016	174,892
66	T. SYKES	GBR	Kawasaki Racing Team WorldSBK	Kawasaki ZX-10RR	14:00'40.436	1'33.664	-0.076	175,034
81	J. TORRES	ESP	MV Agusta Reparto Corse	MV Agusta 1000 F4	14:01'51.757	1'33.621	-0.043	175,115
81	J. TORRES	ESP	MV Agusta Reparto Corse	MV Agusta 1000 F4	14:08'19.390	1'32.972	-0.649	176,337
2	L. CAMIER	GBR	Red Bull Honda World Superbike Team	Honda CBR1000RR	14:08'57.845	1'32.922	-0.050	176,432
66	T. SYKES	GBR	Kawasaki Racing Team WorldSBK	Kawasaki ZX-10RR	14:09'42.627	1'32.817	-0.105	176,631
1	J. REA	GBR	Kawasaki Racing Team WorldSBK	Kawasaki ZX-10RR	14:11'06.788	1'32.814	-0.003	176,637

Start End The results are provisional until the end of the time limit for protests and appeals
24/03/2018 13:55 14:12 and the completion of the technical checks.

These data/results cannot be reproduced, stored and/or transmitted in whole or in part by any manner of electronic, mechanical, photocopying, recording, broadcasting or otherwise now known or herein after developed without the previous express consent by the copyright owner, except for reproduction in daily press and regular printed publications on sale to the public within 60 days of the event related to those data/results and always provided that copyright symbol appears together as follows below.

© DORNA WSBK ORGANIZATION Srl 2018



Buriram 4.554 m

Thai Round, 23-24-25 March 2018 World Superbike - Best Sectors & Speed Superpole 2

BEST LAP			
1	1 J. REA	Kawasaki ZX-10RR	1'32.814
2	66 T. SYKES	Kawasaki ZX-10RR	1'32.817
3	2 L. CAMIER	Honda CBR1000RR	1'32.922
4	81 J. TORRES	MV Agusta 1000 F4	1'32.972
5	12 X. FORES	Ducati Panigale R	1'33.022
6	22 A. LOWES	Yamaha YZF R1	1'33.036
7	33 M. MELANDRI	Ducati Panigale R	1'33.103
8	50 E. LAVERTY	Aprilia RSV4 RF	1'33.119
9	7 C. DAVIES	Ducati Panigale R	1'33.148
10	60 M. VAN DER MARK	Yamaha YZF R1	1'33.373
11	32 L. SAVADORI	Aprilia RSV4 RF	1'33.450
12	54 T. RAZGATLIOGLU	Kawasaki ZX-10RR	1'34.570

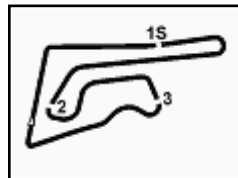
SPEED			
1	60 M. VAN DER MARK	Yamaha YZF R1	301,7
2	50 E. LAVERTY	Aprilia RSV4 RF	299,2
3	7 C. DAVIES	Ducati Panigale R	299,2
4	33 M. MELANDRI	Ducati Panigale R	299,2
5	32 L. SAVADORI	Aprilia RSV4 RF	297,5
6	22 A. LOWES	Yamaha YZF R1	297,5
7	12 X. FORES	Ducati Panigale R	296,7
8	81 J. TORRES	MV Agusta 1000 F4	295,9
9	1 J. REA	Kawasaki ZX-10RR	295,1
10	66 T. SYKES	Kawasaki ZX-10RR	293,5
11	2 L. CAMIER	Honda CBR1000RR	292,7
12	54 T. RAZGATLIOGLU	Kawasaki ZX-10RR	288,8

SEG. 1			SEG. 2			SEG. 3			SEG. 4		
1	33 M. MELANDRI	19.486	1	1 J. REA	26.577	1	81 J. TORRES	22.912	1	33 M. MELANDRI	23.425
2	50 E. LAVERTY	19.510	2	33 M. MELANDRI	26.591	2	66 T. SYKES	22.982	2	2 L. CAMIER	23.428
3	22 A. LOWES	19.533	3	12 X. FORES	26.679	3	2 L. CAMIER	23.012	3	66 T. SYKES	23.447
4	12 X. FORES	19.537	4	7 C. DAVIES	26.684	4	1 J. REA	23.014	4	81 J. TORRES	23.453
5	7 C. DAVIES	19.557	5	2 L. CAMIER	26.701	5	60 M. VAN DER MARK	23.099	5	12 X. FORES	23.453
6	1 J. REA	19.566	6	66 T. SYKES	26.711	6	33 M. MELANDRI	23.107	6	1 J. REA	23.463
7	32 L. SAVADORI	19.629	7	22 A. LOWES	26.814	7	12 X. FORES	23.116	7	22 A. LOWES	23.531
8	2 L. CAMIER	19.642	8	50 E. LAVERTY	26.840	8	32 L. SAVADORI	23.140	8	50 E. LAVERTY	23.555
9	66 T. SYKES	19.648	9	81 J. TORRES	26.857	9	22 A. LOWES	23.158	9	60 M. VAN DER MARK	23.584
10	60 M. VAN DER MARK	19.676	10	60 M. VAN DER MARK	26.986	10	50 E. LAVERTY	23.189	10	32 L. SAVADORI	23.641
11	81 J. TORRES	19.737	11	32 L. SAVADORI	27.040	11	7 C. DAVIES	23.256	11	7 C. DAVIES	23.641
12	54 T. RAZGATLIOGLU	19.859	12	54 T. RAZGATLIOGLU	27.137	12	54 T. RAZGATLIOGLU	23.388	12	54 T. RAZGATLIOGLU	23.883

24/03/2018

These data/results cannot be reproduced, stored and/or transmitted in whole or in part by any manner of electronic, mechanical, photocopying, recording, broadcasting or otherwise now known or herein after developed without the previous express consent by the copyright owner, except for reproduction in daily press and regular printed publications on sale to the public within 60 days of the event related to those data/results and always provided that copyright symbol appears together as follows below.

© DORNA WSBK ORGANIZATION Srl 2018



Buriram 4.554 m

Thai Round, 23-24-25 March 2018

World Superbike - Ideal Times Superpole 2

No.	Rider	Nat	Bike	Seg. 1	Seg. 2	Seg. 3	Seg. 4	Ideal Time		
				Diff. 1	Diff. 2	Diff. 3	Diff. 4	Best Lap	Pos.	Diff.
1	33 M. MELANDRI	ITA	Ducati Panigale R	19.486 0.100	26.591 0.167	23.107 0.227	23.425	1'32.609 1'33.103	7	0.494
2	1 J. REA	GBR	Kawasaki ZX-10RR	19.566	26.577	23.014 0.056	23.463 0.138	1'32.620 1'32.814	1	0.194
3	2 L. CAMIER	GBR	Honda CBR1000RR	19.642 0.072	26.701 0.067	23.012	23.428	1'32.783 1'32.922	3	0.139
4	12 X. FORES	ESP	Ducati Panigale R	19.537	26.679	23.116 0.237	23.453	1'32.785 1'33.022	5	0.237
5	66 T. SYKES	GBR	Kawasaki ZX-10RR	19.648 0.029	26.711	22.982	23.447	1'32.788 1'32.817	2	0.029
6	81 J. TORRES	ESP	MV Agusta 1000 F4	19.737 0.013	26.857	22.912	23.453	1'32.959 1'32.972	4	0.013
7	22 A. LOWES	GBR	Yamaha YZF R1	19.533	26.814	23.158	23.531	1'33.036 1'33.036	6	
8	50 E. LAVERTY	IRL	Aprilia RSV4 RF	19.510	26.840	23.189	23.555 0.025	1'33.094 1'33.119	8	0.025
9	7 C. DAVIES	GBR	Ducati Panigale R	19.557	26.684	23.256 0.010	23.641	1'33.138 1'33.148	9	0.010
10	60 M. VAN DER MARK	NED	Yamaha YZF R1	19.676 0.019	26.986 0.009	23.099	23.584	1'33.345 1'33.373	10	0.028
11	32 L. SAVADORI	ITA	Aprilia RSV4 RF	19.629	27.040	23.140	23.641	1'33.450 1'33.450	11	
12	54 T. RAZGATLIOGLU	TUR	Kawasaki ZX-10RR	19.859 0.153	27.137	23.388	23.883 0.150	1'34.267 1'34.570	12	0.303
Overall Ideal Time				19.486	26.577	22.912	23.425	1'32.400		

24/03/2018

These data/results cannot be reproduced, stored and/or transmitted in whole or in part by any manner of electronic, mechanical, photocopying, recording, broadcasting or otherwise now known or herein after developed without the previous express consent by the copyright owner, except for reproduction in daily press and regular printed publications on sale to the public within 60 days of the event related to those data/results and always provided that copyright symbol appears together as follows below.

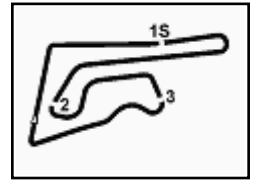
© DORNA WSBK ORGANIZATION Srl 2018

PIRELLI PERUGIA TIMING


Official Tyre Supplier



Official Timekeeper



Buriram 4.554 m

Thai Round, 23-24-25 March 2018 World Superbike - Chronological Analysis Superpole 2

1° 1 J. REA (1'32.814)								7° 33 M. MELANDRI (1'33.103)							
Lap	Seg.1	Seg.2	Seg.3	Seg.4	Lap Time	km/h	Local Time	Lap	Seg.1	Seg.2	Seg.3	Seg.4	Lap Time	km/h	Local Time
1		27.743	23.782	23.910		285,7	13:56'42.541	1		29.921	25.025	24.902		235,3	13:57'13.137
2	19.948	26.905	23.421	23.662	1'33.936	291,9	13:58'16.477	2	19.733	28.084	23.570	23.846	1'35.233	296,7	13:58'48.370
3	19.781	26.816	23.516	23.643	1'33.756	295,1	13:59'50.233	3	19.597	26.954	23.341	23.863	1'33.755	299,2	14:00'22.125
4	21.216	27.789	23.806	35.033	1'47.844P	279,1	14:01'38.077	4	19.725	26.996	23.439	37.404	1'47.564P	298,3	14:02'09.689
5	4'50.223	27.814	34.576	30.307	6'22.920P	272,7	14:08'00.997	5	4'09.443	34.351	35.583	34.889	5'54.266P	245,5	14:08'03.955
6	19.720	26.780	23.014	23.463	1'32.977	292,7	14:09'33.974	6	19.586	26.758	23.334	23.425	1'33.103	296,7	14:09'37.058
7	19.566	26.577	23.070	23.601	1'32.814	294,3	14:11'06.788	7	19.486	26.591	23.107	1'50.517	2'59.701P	299,2	14:12'36.759

2° 66 T. SYKES (1'32.817)								8° 50 E. LAVERTY (1'33.119)							
Lap	Seg.1	Seg.2	Seg.3	Seg.4	Lap Time	km/h	Local Time	Lap	Seg.1	Seg.2	Seg.3	Seg.4	Lap Time	km/h	Local Time
1		30.007	24.389	24.240		216,4	13:57'32.637	1		28.083	23.895	23.950		276,9	13:56'40.304
2	19.898	26.992	23.458	23.787	1'34.135	291,1	13:59'06.772	2	19.841	27.045	23.606	23.901	1'34.393	295,1	13:58'14.697
3	19.823	26.966	23.205	23.670	1'33.664	291,9	14:00'40.436	3	19.728	27.194	23.693	24.018	1'34.633	295,1	13:59'49.330
4	20.050	28.081	24.390	35.792	1'48.313P	290,3	14:02'28.749	4	20.241	27.926	24.016	35.416	1'47.599P	288,8	14:01'36.929
5	4'11.053	29.071	30.988	29.949	5'41.061P	261,5	14:08'09.810	5	4'25.383	30.046	24.517	34.996	5'54.942P	217,3	14:07'31.871
6	19.677	26.711	22.982	23.447	1'32.817	292,7	14:09'42.627	6	19.569	26.858	23.239	23.555	1'33.221	298,3	14:09'05.092
7	19.648	26.749	23.070	24.097	1'33.564	293,5	14:11'16.191	7	19.510	26.840	23.189	23.580	1'33.119	299,2	14:10'38.211

3° 2 L. CAMIER (1'32.922)								9° 7 C. DAVIES (1'33.148)							
Lap	Seg.1	Seg.2	Seg.3	Seg.4	Lap Time	km/h	Local Time	Lap	Seg.1	Seg.2	Seg.3	Seg.4	Lap Time	km/h	Local Time
1		29.073	24.298	23.983		269,3	13:57'03.094	1		29.436	24.409	24.418		265,4	13:57'35.349
2	19.745	27.003	23.369	23.778	1'33.895	290,3	13:58'36.989	2	19.772	27.158	23.399	23.809	1'34.138	295,9	13:59'09.487
3	19.797	27.021	23.331	23.805	1'33.954	291,9	14:00'10.943	3	19.719	26.905	23.515	23.806	1'33.945	297,5	14:00'43.432
4	19.836	27.006	23.439	23.926	1'34.207	292,7	14:01'45.150	4	20.024	28.495	24.433	35.727	1'48.679P	288,8	14:02'32.111
5	20.419	27.620	23.621	34.819	1'46.479P	290,3	14:03'31.629	5	3'59.839	29.364	31.954	31.761	5'32.918P	247,7	14:08'05.029
6	2'34.544	28.761	24.097	25.892	3'53.294P	278,4	14:07'24.923	6	19.557	26.684	23.266	23.641	1'33.148	299,2	14:09'38.177
7	19.714	26.768	23.012	23.428	1'32.922	291,9	14:08'57.845	7	19.623	26.724	23.256	23.765	1'33.368	299,2	14:11'11.545
8	19.642	26.701	23.138	23.511	1'32.992	292,7	14:10'30.837								

4° 81 J. TORRES (1'32.972)								10° 60 M. VAN DER MARK (1'33.373)							
Lap	Seg.1	Seg.2	Seg.3	Seg.4	Lap Time	km/h	Local Time	Lap	Seg.1	Seg.2	Seg.3	Seg.4	Lap Time	km/h	Local Time
1		28.640	23.869	26.008		273,4	13:57'07.934	1		29.695	24.103	25.914		278,4	13:57'08.995
2	20.008	27.169	23.295	23.761	1'34.233	292,7	13:58'42.167	2	19.946	27.147	23.462	23.686	1'34.241	295,9	13:58'43.236
3	19.797	27.089	23.642	25.441	1'35.969	295,9	14:00'18.136	3	19.707	27.191	23.392	23.786	1'34.076	298,3	14:00'17.312
4	19.756	26.895	23.210	23.760	1'33.621	295,9	14:01'51.757	4	19.731	27.215	24.619	41.366	1'52.931P	301,7	14:02'10.243
5	19.998	27.394	23.481	36.637	1'47.510P	291,1	14:03'39.267	5	4'11.207	30.299	31.610	23.830	5'36.946P	279,1	14:07'47.189
6	1'49.705	28.882	24.443	24.121	3'07.151P	281,3	14:06'46.418	6	19.676	26.986	23.142	23.670	1'33.474	295,1	14:09'20.663
7	19.750	26.857	22.912	23.453	1'32.972	291,1	14:08'19.390	7	19.695	26.995	23.099	23.584	1'33.373	295,1	14:10'54.036
8	19.737	26.975	23.075	23.698	1'33.485	291,1	14:09'52.875								
9	20.212	28.557	24.310	24.746	1'37.825	272,0	14:11'30.700								

5° 12 X. FORES (1'33.022)								11° 32 L. SAVADORI (1'33.450)							
Lap	Seg.1	Seg.2	Seg.3	Seg.4	Lap Time	km/h	Local Time	Lap	Seg.1	Seg.2	Seg.3	Seg.4	Lap Time	km/h	Local Time
1		28.480	24.130	24.220		281,3	13:57'22.802	1		28.370	23.828	25.427		285,0	14:07'25.849
2	19.831	27.169	23.506	23.875	1'34.381	294,3	13:58'57.183	2	19.629	27.040	23.140	23.641	1'33.450	297,5	14:08'59.299
3	19.796	27.133	23.374	23.946	1'34.249	295,9	14:00'31.432	3	23.961	29.694	24.454	25.388	1'43.497	273,4	14:10'42.796

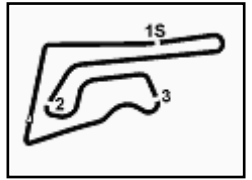
6° 22 A. LOWES (1'33.036)								12° 54 T. RAZGATLIOGLU (1'34.570)							
Lap	Seg.1	Seg.2	Seg.3	Seg.4	Lap Time	km/h	Local Time	Lap	Seg.1	Seg.2	Seg.3	Seg.4	Lap Time	km/h	Local Time
1		27.923	24.372	24.234		286,5	13:57'12.341	1		28.292	23.856	24.279		278,4	13:57'06.560
2	19.800	27.811	23.524	23.672	1'34.807	295,1	13:58'47.148	2	20.161	27.297	23.666	23.883	1'35.007	286,5	13:58'41.567
3	19.663	27.004	23.358	23.715	1'33.740	297,5	14:00'20.888	3	20.042	27.294	23.609	24.038	1'34.983	288,0	14:00'16.550
4	19.610	26.994	23.439	36.250	1'46.293P	297,5	14:02'07.181	4	20.340	28.911	25.002	36.805	1'51.058P	286,5	14:02'07.608
5	4'09.176	28.553	24.813	24.347	5'26.889P	287,2	14:07'34.070	5	3'46.753	32.692	28.199	31.392	5'19.036P	255,3	14:07'26.644
6	19.533	26.814	23.158	23.531	1'33.036	295,1	14:09'07.106	6	20.012	27.137	23.388	24.033	1'34.570	288,8	14:09'01.214
7	24.838	30.862	24.260	25.114	1'45.074	183,4	14:10'52.180	7	19.859	27.401	23.564	23.984	1'34.808	288,8	14:10'36.022

24/03/2018

P = Pits In/Out - C = Lap Time Cancelled

These data/results cannot be reproduced, stored and/or transmitted in whole or in part by any manner of electronic, mechanical, photocopying, recording, broadcasting or otherwise now known or herein after developed without the previous express consent by the copyright owner, except for reproduction in daily press and regular printed publications on sale to the public within 60 days of the event related to those data/results and always provided that copyright symbol appears together as follows below.

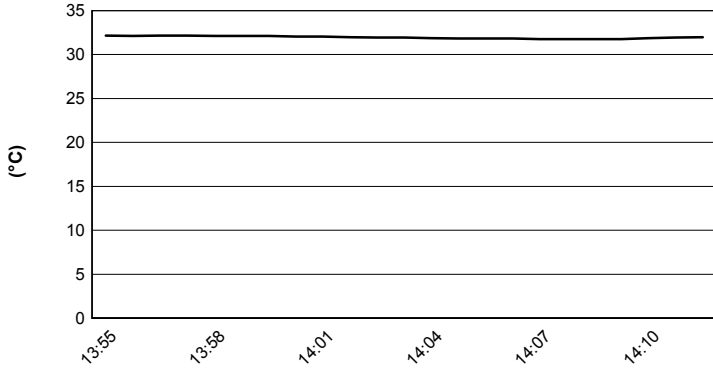
© DORNA WSBK ORGANIZATION Srl 2018



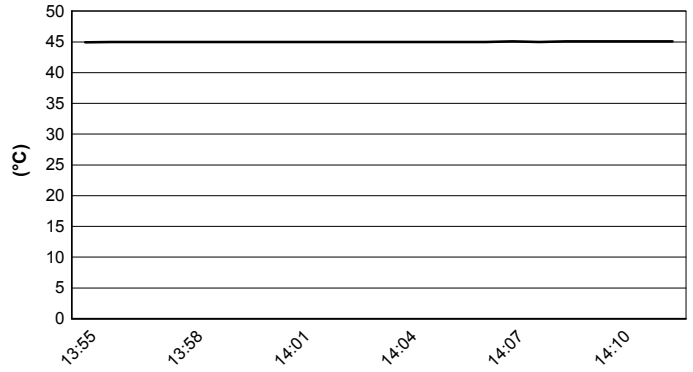
Buriram 4.554 m

Thai Round, 23-24-25 March 2018
World Superbike - Weather Report Superpole 2
 Session started 13:55 - Session ended 14:12

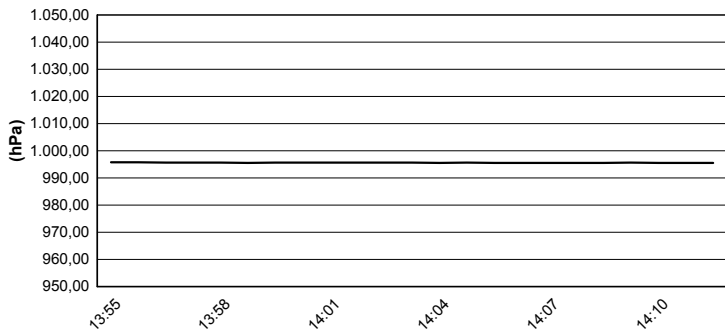
Air Temperature



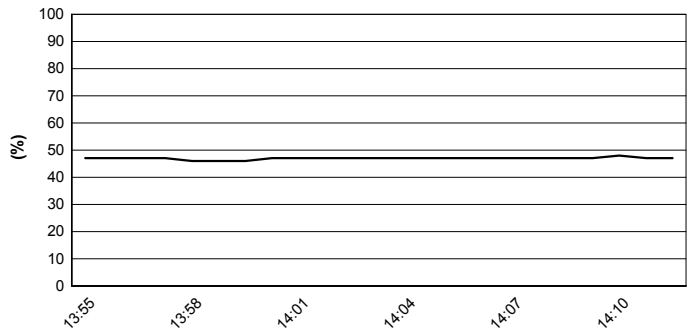
Track Temperature



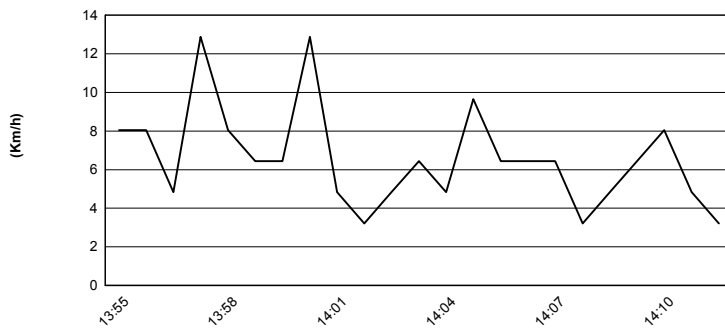
Air Pressure



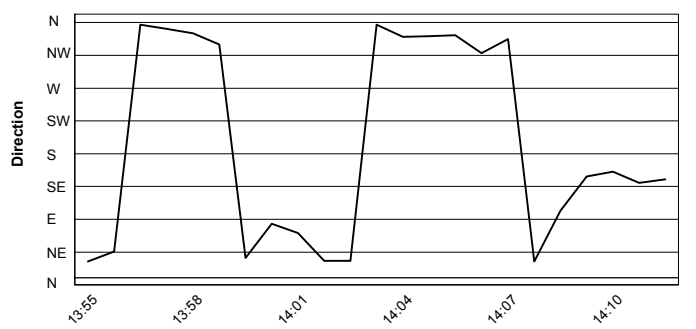
Humidity



Wind Speed



Wind Direction



24/03/2018

These data/results cannot be reproduced, stored and/or transmitted in whole or in part by any manner of electronic, mechanical, photocopying, recording, broadcasting or otherwise now known or herein after developed without the previous express consent by the copyright owner, except for reproduction in daily press and regular printed publications on sale to the public within 60 days of the event related to those data/results and always provided that copyright symbol appears together as follows below.

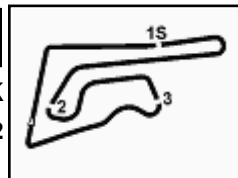
© DORNA WSBK ORGANIZATION Srl 2018



Official Tyre Supplier



Official Timekeeper



Buriram 4.554 m

Thai Round, 23-24-25 March 2018

World Superbike - TISSOT Superpole Award

	Points	Points From First	Points From Previous	February 25 PHILLIP ISLAND	March 25 BURIRAM	April 15 ARAGÓN	April 22 ASSEN	May 13 IMOLA	May 27 DONINGTON PARK	June 10 BRNO	June 24 LAGUNA SECA	July 8 MISANO	September 16 PORTIMÃO	September 30 MAGNY COURS	October 14 VILLICUM	October 27 LOSAIL				
1 SYKES Tom (GBR)	45			25	20															
2 REA Jonathan (GBR)	35	10		10	25															
3 LAVERTY Eugene (IRL)	28	17	7	20	8															
4 MELANDRI Marco (ITA)	25	20	3	16	9															
5 LOWES Alex (GBR)	23	22	2	13	10															
6 CAMIER Leon (GBR)	21	24	2	5	16															
7 FORES Xavi (ESP)	20	25	1	9	11															
8 DAVIES Chaz (GBR)	18	27	2	11	7															
9 TORRES Jordi (ESP)	17	28	1	4	13															
10 VAN DER MARK Michael (NED)	14	31	3	8	6															
11 RAZGATLIOGLU Toprak (TUR)	11	34	3	7	4															
12 SAVADORI Lorenzo (ITA)	11	34	0	6	5															
13 GAGNE Jake (USA)	5	40	6	3	2															
14 MERCADO Leandro (ARG)	3	42	2		3															
15 BAZ Loris (FRA)	3	42	0	2	1															
16 RAMOS Román (ESP)	1	44	2	1																

24/03/2018

These data/results cannot be reproduced, stored and/or transmitted in whole or in part by any manner of electronic, mechanical, photocopying, recording, broadcasting or otherwise now known or herein after developed without the previous express consent by the copyright owner, except for reproduction in daily press and regular printed publications on sale to the public within 60 days of the event related to those data/results and always provided that copyright symbol appears together as follows below.

© DORNA WSBK ORGANIZATION Srl 2018

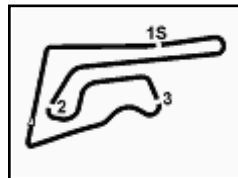
FKR PERUGIA TIMING



Official Tyre Supplier



Official Timekeeper



Thai Round, 23-24-25 March 2018 World Superbike - Superpole Ranking

	2015	2016	2017	2018
01 Phillip Island Grand Prix Circuit	Rea (Gbr) Kaw 1'31.212 (175,4 Km/h)	Sykes (Gbr) Kaw 1'30.020 (177,8 Km/h)	Rea (Gbr) Kaw 1'29.573 (178,6 Km/h)	Sykes (Gbr) Kaw 1'30.099 (177,6 Km/h)
02 Chang International Circuit	Rea (Gbr) Kaw 1'33.382 (175,6 Km/h)	van der Mark (Ned) Hon 1'33.452 (175,4 Km/h)	Rea (Gbr) Kaw 1'32.957 (176,4 Km/h)	Rea (Gbr) Kaw 1'32.814 (176,6 Km/h)
03 Motorland Aragon	Haslam (Gbr) Apr 1'49.664 (166,7 Km/h)	Sykes (Gbr) Kaw 1'49.374 (167,1 Km/h)	Davies (Gbr) Duc 1'49.319 (167,2 Km/h)	
04 TT Circuit Assen	Sykes (Gbr) Kaw 1'34.789 (172,5 Km/h)	Sykes (Gbr) Kaw 1'35.440 (171,3 Km/h)	Rea (Gbr) Kaw 1'33.505 (174,9 Km/h)	
05 Autodromo Internazionale Enzo e Dino	Giugliano (Ita) Duc 1'46.382 (167,0 Km/h)	Davies (Gbr) Duc 1'45.598 (168,3 Km/h)	Davies (Gbr) Duc 1'45.662 (168,2 Km/h)	
06 Donington Park	Sykes (Gbr) Kaw 1'27.071 (166,3 Km/h)	Sykes (Gbr) Kaw 1'26.712 (167,0 Km/h)	Sykes (Gbr) Kaw 1'26.641 (167,2 Km/h)	
08 Laguna Seca Raceway	Davies (Gbr) Duc 1'22.101 (158,3 Km/h)	Sykes (Gbr) Kaw 1'22.155 (158,2 Km/h)	Sykes (Gbr) Kaw 1'22.476 (157,6 Km/h)	
09 Misano World Circuit "Marco Simoncelli"	Sykes (Gbr) Kaw 1'34.214 (161,5 Km/h)	Sykes (Gbr) Kaw 1'34.037 (161,8 Km/h)	Sykes (Gbr) Kaw 1'33.662 (162,4 Km/h)	
10 Autódromo Internacional do Algarve	Giugliano (Ita) Duc 1'41.764 (162,4 Km/h)		Rea (Gbr) Kaw 1'41.430 (163,0 Km/h)	
11 Magny-Cours	Haslam (Gbr) Apr 1'56.404 (136,4 Km/h)	Rea (Gbr) Kaw 1'52.881 (140,7 Km/h)	Rea (Gbr) Kaw 1'56.555 (136,2 Km/h)	
13 Losail International Circuit	Sykes (Gbr) Kaw 1'56.821 (165,8 Km/h)	Rea (Gbr) Kaw 1'56.356 (166,5 Km/h)	Rea (Gbr) Kaw 1'56.228 (166,6 Km/h)	

2018

- 1 J. Rea
- 1 T. Sykes

ALL TIMES

- | | | | |
|---------------|----------------|------------------|-------------------|
| 43 T. Corser | 6 J. Kocinski | 2 A. Yanagawa | 1 R. Burnett |
| 43 T. Sykes | 6 C. Crutchlow | 2 M. Lucchinelli | 1 J. Reynolds |
| 26 T. Bayliss | 5 D. Giugliano | 2 B. Bostrom | 1 S. Hislop |
| 21 C. Fogarty | 5 M. Biaggi | 2 B. Monti | 1 M. Mladin |
| 17 D. Polen | 5 C. Davies | 2 M. Campbell | 1 R. Xaus |
| 16 N. Hodgson | 4 F. Merkel | 2 Y. Nagai | 1 M. Tamada |
| 15 C. Edwards | 4 J. Toseland | 2 M. Neukirchner | 1 L. Lanzi |
| 15 J. Rea | 4 S. Guintoli | 2 L. Baz | 1 M. Fabrizio |
| 11 B. Spies | 3 S. Mertens | 2 E. Laverty | 1 A. Badovini |
| 10 P. Chili | 3 R. Phillis | 2 M. Melandri | 1 F. Nieto |
| 10 C. Checa | 3 S. Martin | 1 M. Doohan | 1 T. Hill |
| 9 R. Roche | 3 C. Vermeulen | 1 D. Chandler | 1 J. Hopkins |
| 8 G. Falappa | 3 Y. Kagayama | 1 P. Goddard | 1 M. van der Mark |
| 8 S. Russell | 3 L. Haslam | 1 M. Dowson | 1 I. Jaitovich |
| 8 A. Slight | 3 J. Smrz | 1 A. Vieira | |
| 7 N. Haga | 2 A. Gobert | 1 T. Kipp | |
| 7 R. Laconi | 2 D. Tardozzi | 1 S. Crafar | |

24/03/2018

These data/results cannot be reproduced, stored and/or transmitted in whole or in part by any manner of electronic, mechanical, photocopying, recording, broadcasting or otherwise now known or herein after developed without the previous express consent by the copyright owner, except for reproduction in daily press and regular printed publications on sale to the public within 60 days of the event related to those data/results and always provided that copyright symbol appears together as follows below.

© DORNA WSBK ORGANIZATION Srl 2018

FKR PERUGIA TIMING



Official Tyre Supplier



Official Timekeeper