

Thai Round, 23-24-25 March 2018

World Superbike - Results Warm Up

Buriram 4.554 m

1 / 2

No.	Rider	Nat	Team	Bike	Class	Time	Gap	Rel.	Laps	Speed	
										Avg	Max
1	12 X. FORES	ESP	Barni Racing Team	Ducati Panigale R	IND	1'33.394			8	175,540	300,0
2	7 C. DAVIES	GBR	Aruba.it Racing - Ducati	Ducati Panigale R		1'33.705	0.311	0.311	8	174,958	297,5
3	1 J. REA	GBR	Kawasaki Racing Team WorldSBK	Kawasaki ZX-10RR		1'33.735	0.341	0.030	9	174,902	300,0
4	2 L. CAMIER	GBR	Red Bull Honda World Superbike Team	Honda CBR1000RR		1'33.774	0.380	0.039	6	174,829	294,3
5	81 J. TORRES	ESP	MV Agusta Reparto Corse	MV Agusta 1000 F4		1'33.825	0.431	0.051	6	174,734	295,9
6	50 E. LAVERTY	IRL	Milwaukee Aprilia	Aprilia RSV4 RF		1'33.862	0.468	0.037	9	174,665	301,7
7	33 M. MELANDRI	ITA	Aruba.it Racing - Ducati	Ducati Panigale R		1'33.911	0.517	0.049	8	174,574	301,7
8	22 A. LOWES	GBR	Pata Yamaha Official WorldSBK Team	Yamaha YZF R1		1'34.027	0.633	0.116	9	174,358	298,3
9	60 M. VAN DER MARK	NED	Pata Yamaha Official WorldSBK Team	Yamaha YZF R1		1'34.040	0.646	0.013	9	174,334	299,2
10	45 J. GAGNE	USA	Red Bull Honda World Superbike Team	Honda CBR1000RR		1'34.203	0.809	0.163	2	174,033	293,5
11	66 T. SYKES	GBR	Kawasaki Racing Team WorldSBK	Kawasaki ZX-10RR		1'34.209	0.815	0.006	8	174,022	295,1
12	32 L. SAVADORI	ITA	Milwaukee Aprilia	Aprilia RSV4 RF		1'34.247	0.853	0.038	6	173,951	304,2
13	54 T. RAZGATLIOGLU	TUR	Kawasaki Puccetti Racing	Kawasaki ZX-10RR	IND	1'34.554	1.160	0.307	8	173,387	295,1
14	36 L. MERCADO	ARG	Orelac Racing VerdNatura	Kawasaki ZX-10RR	IND	1'34.587	1.193	0.033	9	173,326	292,7
15	76 L. BAZ	FRA	GULF ALTHEA BMW Racing Team	BMW S 1000 RR		1'34.684	1.290	0.097	9	173,149	294,3
16	40 R. RAMOS	ESP	Team GoEleven Kawasaki	Kawasaki ZX-10RR	IND	1'34.792	1.398	0.108	9	172,951	294,3
17	99 P. JACOBSEN	USA	TripleM Honda World Superbike Team	Honda CBR1000RR	IND	1'34.799	1.405	0.007	9	172,939	293,5
18	68 Y. HERNANDEZ	COL	Team Pedercini Racing	Kawasaki ZX-10RR	IND	1'35.732	2.338	0.933	6	171,253	292,7
19	37 O. JEZEK	CZE	Guandalini Racing	Yamaha YZF R1	IND	1'36.115	2.721	0.383	7	170,571	288,8

AIR	Humidity:	50%	Temp:	32°C
TRACK	Condition:	Dry	Temp:	40°C

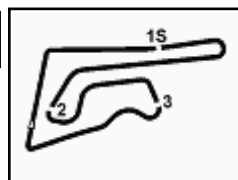
Records	Pole (SP2)	2018	J.Rea	1'32.814	176,640	Km/h
	Race (RC1)	2017	J.Rea	1'33.436	175,460	Km/h
	Circuit (SP2)	2018	J.Rea	1'32.814	176,640	Km/h

Start 25/03/2018 11:30
End 11:47

The results are provisional until the end of the time limit for protests and appeals and the completion of the technical checks.

These data/results cannot be reproduced, stored and/or transmitted in whole or in part by any manner of electronic, mechanical, photocopying, recording, broadcasting or otherwise now known or herein after developed without the previous express consent by the copyright owner, except for reproduction in daily press and regular printed publications on sale to the public within 60 days of the event related to those data/results and always provided that copyright symbol appears together as follows below.

© DORNA WSBK ORGANIZATION Srl 2018



Thai Round, 23-24-25 March 2018

World Superbike - Results Warm Up

Session Highlights

Local Time	No. Rider	Description
11.30.00		Start
11.30.03		WorldSBK Pit Intervention Time: 1min 6secs
11.34.34	68 Y. HERNANDEZ	On the Gravel - Re-Joined - Turn 3
11.36.03	45 J. GAGNE	Crashed - Turn 1
11.46.38	36 L. MERCADO	Crashed - Turn 12
11.47.27		End Of Session

Fastest Laps Sequence

No.	Rider	Nat	Team	Bike	Local Time	Time	Gap	Avg
1	J. REA	GBR	Kawasaki Racing Team WorldSBK	Kawasaki ZX-10RR	11:33'11.150	1'34.407		173,657
2	L. CAMIER	GBR	Red Bull Honda World Superbike Team	Honda CBR1000RR	11:33'58.070	1'33.916	-0.491	174,565
12	X. FORES	ESP	Barni Racing Team	Ducati Panigale R	11:35'33.454	1'33.486	-0.430	175,367
12	X. FORES	ESP	Barni Racing Team	Ducati Panigale R	11:38'40.441	1'33.394	-0.092	175,540

25/03/2018 Start End The results are provisional until the end of the time limit for protests and appeals
11:30 11:47 and the completion of the technical checks.

These data/results cannot be reproduced, stored and/or transmitted in whole or in part by any manner of electronic, mechanical, photocopying, recording, broadcasting or otherwise now known or herein after developed without the previous express consent by the copyright owner, except for reproduction in daily press and regular printed publications on sale to the public within 60 days of the event related to those data/results and always provided that copyright symbol appears together as follows below.

© DORNA WSBK ORGANIZATION Srl 2018

Thai Round, 23-24-25 March 2018

World Superbike - Best Sectors & Speed Warm Up

Buriram 4.554 m

BEST LAP			
1	12 X. FORES	Ducati Panigale R	1'33.394
2	7 C. DAVIES	Ducati Panigale R	1'33.705
3	1 J. REA	Kawasaki ZX-10RR	1'33.735
4	2 L. CAMIER	Honda CBR1000RR	1'33.774
5	81 J. TORRES	MV Agusta 1000 F4	1'33.825
6	50 E. LAVERTY	Aprilia RSV4 RF	1'33.862
7	33 M. MELANDRI	Ducati Panigale R	1'33.911
8	22 A. LOWES	Yamaha YZF R1	1'34.027
9	60 M. VAN DER MARK	Yamaha YZF R1	1'34.040
10	45 J. GAGNE	Honda CBR1000RR	1'34.203
11	66 T. SYKES	Kawasaki ZX-10RR	1'34.209
12	32 L. SAVADORI	Aprilia RSV4 RF	1'34.247
13	54 T. RAZGATLIOGLU	Kawasaki ZX-10RR	1'34.554
14	36 L. MERCADO	Kawasaki ZX-10RR	1'34.587
15	76 L. BAZ	BMW S 1000 RR	1'34.684
16	40 R. RAMOS	Kawasaki ZX-10RR	1'34.792
17	99 P. JACOBSEN	Honda CBR1000RR	1'34.799
18	68 Y. HERNANDEZ	Kawasaki ZX-10RR	1'35.732
19	37 O. JEZEK	Yamaha YZF R1	1'36.115

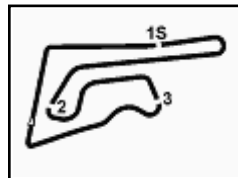
SPEED			
1	32 L. SAVADORI	Aprilia RSV4 RF	304,2
2	50 E. LAVERTY	Aprilia RSV4 RF	301,7
3	33 M. MELANDRI	Ducati Panigale R	301,7
4	12 X. FORES	Ducati Panigale R	300,0
5	1 J. REA	Kawasaki ZX-10RR	300,0
6	60 M. VAN DER MARK	Yamaha YZF R1	299,2
7	22 A. LOWES	Yamaha YZF R1	298,3
8	7 C. DAVIES	Ducati Panigale R	297,5
9	81 J. TORRES	MV Agusta 1000 F4	295,9
10	66 T. SYKES	Kawasaki ZX-10RR	295,1
11	54 T. RAZGATLIOGLU	Kawasaki ZX-10RR	295,1
12	40 R. RAMOS	Kawasaki ZX-10RR	294,3
13	76 L. BAZ	BMW S 1000 RR	294,3
14	2 L. CAMIER	Honda CBR1000RR	294,3
15	99 P. JACOBSEN	Honda CBR1000RR	293,5
16	45 J. GAGNE	Honda CBR1000RR	293,5
17	68 Y. HERNANDEZ	Kawasaki ZX-10RR	292,7
18	36 L. MERCADO	Kawasaki ZX-10RR	292,7
19	37 O. JEZEK	Yamaha YZF R1	288,8

SEG. 1			SEG. 2			SEG. 3			SEG. 4		
1	33 M. MELANDRI	19.486	1	12 X. FORES	26.789	1	81 J. TORRES	23.203	1	12 X. FORES	23.571
2	50 E. LAVERTY	19.537	2	7 C. DAVIES	26.841	2	2 L. CAMIER	23.299	2	7 C. DAVIES	23.604
3	12 X. FORES	19.571	3	1 J. REA	26.870	3	12 X. FORES	23.329	3	1 J. REA	23.659
4	1 J. REA	19.576	4	60 M. VAN DER MARK	26.932	4	45 J. GAGNE	23.351	4	33 M. MELANDRI	23.726
5	22 A. LOWES	19.678	5	2 L. CAMIER	26.937	5	50 E. LAVERTY	23.367	5	60 M. VAN DER MARK	23.728
6	32 L. SAVADORI	19.716	6	50 E. LAVERTY	26.972	6	22 A. LOWES	23.394	6	50 E. LAVERTY	23.749
7	7 C. DAVIES	19.716	7	66 T. SYKES	27.015	7	60 M. VAN DER MARK	23.418	7	2 L. CAMIER	23.760
8	2 L. CAMIER	19.752	8	81 J. TORRES	27.018	8	36 L. MERCADO	23.425	8	45 J. GAGNE	23.762
9	81 J. TORRES	19.784	9	22 A. LOWES	27.052	9	7 C. DAVIES	23.427	9	32 L. SAVADORI	23.789
10	99 P. JACOBSEN	19.786	10	33 M. MELANDRI	27.058	10	1 J. REA	23.432	10	81 J. TORRES	23.807
11	45 J. GAGNE	19.792	11	36 L. MERCADO	27.095	11	33 M. MELANDRI	23.488	11	22 A. LOWES	23.808
12	60 M. VAN DER MARK	19.792	12	32 L. SAVADORI	27.163	12	66 T. SYKES	23.504	12	66 T. SYKES	23.814
13	54 T. RAZGATLIOGLU	19.815	13	54 T. RAZGATLIOGLU	27.191	13	76 L. BAZ	23.536	13	36 L. MERCADO	23.847
14	66 T. SYKES	19.832	14	45 J. GAGNE	27.221	14	40 R. RAMOS	23.547	14	76 L. BAZ	23.861
15	36 L. MERCADO	19.834	15	76 L. BAZ	27.236	15	32 L. SAVADORI	23.563	15	40 R. RAMOS	23.882
16	40 R. RAMOS	19.837	16	40 R. RAMOS	27.275	16	54 T. RAZGATLIOGLU	23.590	16	54 T. RAZGATLIOGLU	23.901
17	68 Y. HERNANDEZ	19.840	17	99 P. JACOBSEN	27.329	17	99 P. JACOBSEN	23.644	17	99 P. JACOBSEN	23.914
18	76 L. BAZ	19.868	18	68 Y. HERNANDEZ	27.526	18	68 Y. HERNANDEZ	23.703	18	68 Y. HERNANDEZ	24.109
19	37 O. JEZEK	20.055	19	37 O. JEZEK	27.624	19	37 O. JEZEK	23.781	19	37 O. JEZEK	24.183

25/03/2018

These data/results cannot be reproduced, stored and/or transmitted in whole or in part by any manner of electronic, mechanical, photocopying, recording, broadcasting or otherwise now known or herein after developed without the previous express consent by the copyright owner, except for reproduction in daily press and regular printed publications on sale to the public within 60 days of the event related to those data/results and always provided that copyright symbol appears together as follows below.

© DORNA WSBK ORGANIZATION Srl 2018



Buriram 4.554 m

Thai Round, 23-24-25 March 2018 World Superbike - Ideal Times Warm Up

No.	Rider	Nat	Bike	Seg. 1	Seg. 2	Seg. 3	Seg. 4	Ideal Time		
				Diff. 1	Diff. 2	Diff. 3	Diff. 4	Best Lap	Pos.	Diff.
1	12 X. FORES	ESP	Ducati Panigale R	19.571 0.033	26.789	23.329	23.571 0.101	1'33.260 1'33.394	1	0.134
2	1 J. REA	GBR	Kawasaki ZX-10RR	19.576	26.870 0.181	23.432 0.017	23.659	1'33.537 1'33.735	3	0.198
3	7 C. DAVIES	GBR	Ducati Panigale R	19.716 0.012	26.841	23.427 0.105	23.604	1'33.588 1'33.705	2	0.117
4	50 E. LAVERTY	IRL	Aprilia RSV4 RF	19.537 0.077	26.972	23.367 0.160	23.749	1'33.625 1'33.862	6	0.237
5	2 L. CAMIER	GBR	Honda CBR1000RR	19.752	26.937	23.299 0.006	23.760 0.020	1'33.748 1'33.774	4	0.026
6	33 M. MELANDRI	ITA	Ducati Panigale R	19.486	27.058 0.077	23.488	23.726 0.076	1'33.758 1'33.911	7	0.153
7	81 J. TORRES	ESP	MV Agusta 1000 F4	19.784	27.018	23.203	23.807 0.013	1'33.812 1'33.825	5	0.013
8	60 M. VAN DER MARK	NED	Yamaha YZF R1	19.792 0.012	26.932 0.057	23.418	23.728 0.101	1'33.870 1'34.040	9	0.170
9	22 A. LOWES	GBR	Yamaha YZF R1	19.678	27.052	23.394 0.095	23.808	1'33.932 1'34.027	8	0.095
10	45 J. GAGNE	USA	Honda CBR1000RR	19.792 0.068	27.221 0.009	23.351	23.762	1'34.126 1'34.203	10	0.077
11	66 T. SYKES	GBR	Kawasaki ZX-10RR	19.832	27.015	23.504 0.044	23.814	1'34.165 1'34.209	11	0.044
12	36 L. MERCADO	ARG	Kawasaki ZX-10RR	19.834	27.095 0.386	23.425	23.847	1'34.201 1'34.587	14	0.386
13	32 L. SAVADORI	ITA	Aprilia RSV4 RF	19.716	27.163	23.563 0.016	23.789	1'34.231 1'34.247	12	0.016
14	54 T. RAZGATLIOGLU	TUR	Kawasaki ZX-10RR	19.815	27.191 0.057	23.590	23.901	1'34.497 1'34.554	13	0.057
15	76 L. BAZ	FRA	BMW S 1000 RR	19.868 0.058	27.236 0.101	23.536 0.024	23.861	1'34.501 1'34.684	15	0.183
16	40 R. RAMOS	ESP	Kawasaki ZX-10RR	19.837 0.029	27.275 0.083	23.547 0.139	23.882	1'34.541 1'34.792	16	0.251
17	99 P. JACOBSEN	USA	Honda CBR1000RR	19.786 0.030	27.329	23.644	23.914 0.096	1'34.673 1'34.799	17	0.126
18	68 Y. HERNANDEZ	COL	Kawasaki ZX-10RR	19.840	27.526	23.703	24.109 0.554	1'35.178 1'35.732	18	0.554
19	37 O. JEZEK	CZE	Yamaha YZF R1	20.055 0.155	27.624	23.781 0.117	24.183 0.200	1'35.643 1'36.115	19	0.472
Overall Ideal Time				19.486	26.789	23.203	23.571	1'33.049		

25/03/2018

These data/results cannot be reproduced, stored and/or transmitted in whole or in part by any manner of electronic, mechanical, photocopying, recording, broadcasting or otherwise now known or herein after developed without the previous express consent by the copyright owner, except for reproduction in daily press and regular printed publications on sale to the public within 60 days of the event related to those data/results and always provided that copyright symbol appears together as follows below.

© DORNA WSBK ORGANIZATION Srl 2018

PIRELLI PERUGIA TIMING


Official Tyre Supplier



Official Timekeeper

Thai Round, 23-24-25 March 2018

World Superbike - Chronological Analysis Warm Up

Buriram 4.554 m

1 / 2

1° 12 X. FORES (1'33.394)

Lap	Seg.1	Seg.2	Seg.3	Seg.4	Lap Time	km/h	Local Time
1		28.873	24.183	24.853		268,7	11:32'25.305
2	19.911	27.531	23.481	23.740	1'34.663	299,2	11:33'59.968
3	19.571	26.931	23.336	23.648	1'33.486	300,0	11:35'33.454
4	19.654	26.957	23.411	23.571	1'33.593	300,0	11:37'07.047
5	19.604	26.789	23.329	23.672	1'33.394	300,0	11:38'40.441
6	19.711	27.143	23.587	23.806	1'34.247	299,2	11:40'14.688
7	19.693	26.885	23.431	23.884	1'33.893	299,2	11:41'48.581
8	23.881	30.647	23.703	23.923	1'42.154	164,4	11:43'30.735
9	19.605	27.033	23.467	23.830	1'33.935	299,2	11:45'04.670

2° 7 C. DAVIES (1'33.705)

Lap	Seg.1	Seg.2	Seg.3	Seg.4	Lap Time	km/h	Local Time
1		29.478	24.889	24.458		248,3	11:32'42.532
2	19.749	27.342	23.858	23.946	1'34.895	296,7	11:34'17.427
3	19.736	26.841	23.446	23.685	1'33.708	295,1	11:35'51.135
4	19.766	26.879	23.427	23.711	1'33.783	296,7	11:37'24.918
5	19.730	26.886	23.666	23.702	1'33.984	295,9	11:38'58.902
6	19.790	26.960	23.456	23.917	1'34.123	295,1	11:40'33.025
7	19.733	28.713	23.991	24.273	1'36.710	297,5	11:42'09.735
8	19.728	26.841	23.532	23.604	1'33.705	296,7	11:43'43.440
9	19.716	26.913	23.464	23.692	1'33.785	295,9	11:45'17.225

3° 1 J. REA (1'33.735)

Lap	Seg.1	Seg.2	Seg.3	Seg.4	Lap Time	km/h	Local Time
1		28.595	24.295	23.984		266,7	11:31'36.743
2	19.916	27.039	23.590	23.862	1'34.407	295,1	11:33'11.150
3	19.790	27.078	23.556	23.780	1'34.204	294,3	11:34'45.354
4	19.832	26.916	23.433	23.790	1'33.971	295,1	11:36'19.325
5	19.703	26.967	23.432	23.773	1'33.875	295,9	11:37'53.200
6	19.688	27.047	23.512	23.836	1'34.083	293,5	11:39'27.283
7	21.848	27.891	23.514	24.090	1'37.343	242,7	11:41'04.626
8	19.671	26.963	23.463	23.684	1'33.781	295,1	11:42'38.407
9	19.666	26.870	24.500	24.066	1'35.102	295,1	11:44'13.509
10	19.576	27.051	23.449	23.659	1'33.735	300,0	11:45'47.244

4° 2 L. CAMIER (1'33.774)

Lap	Seg.1	Seg.2	Seg.3	Seg.4	Lap Time	km/h	Local Time
1		28.943	24.136	24.392		242,7	11:32'24.154
2	19.794	27.038	23.299	23.785	1'33.916	293,5	11:33'58.070
3	19.889	27.165	23.435	23.781	1'34.270	293,5	11:35'32.340
4	19.752	26.937	23.305	23.780	1'33.774	294,3	11:37'06.114
5	19.800	26.972	23.403	23.760	1'33.935	293,5	11:38'40.049
6	19.820	27.162	25.548	23.838	1'36.368	291,9	11:40'16.417
7	19.807	29.868	23.820	34.945	1'48.440P	277,6	11:42'04.857

5° 81 J. TORRES (1'33.825)

Lap	Seg.1	Seg.2	Seg.3	Seg.4	Lap Time	km/h	Local Time
1		28.905	23.964	24.220		282,7	11:31'40.323
2	19.953	27.751	23.674	23.886	1'35.264	295,9	11:33'15.587
3	19.867	29.709	23.574	36.115	1'49.265P	295,1	11:35'04.852
4	5'20.584	29.978	23.620	24.054	6'38.236P	283,5	11:41'43.088
5	19.799	27.099	23.318	23.888	1'34.104	293,5	11:43'17.192
6	19.835	27.038	23.299	23.807	1'33.979	293,5	11:44'51.171
7	19.784	27.018	23.203	23.820	1'33.825	294,3	11:46'24.996

6° 50 E. LAVERTY (1'33.862)

Lap	Seg.1	Seg.2	Seg.3	Seg.4	Lap Time	km/h	Local Time
1		28.822	24.428	24.595		241,1	11:31'37.857
2	19.890	27.832	23.678	24.101	1'35.501	264,1	11:33'13.358
3	19.751	27.202	23.555	23.765	1'34.273	300,0	11:34'47.631
4	19.677	27.076	23.569	23.919	1'34.241	299,2	11:36'21.872

5	19.752	26.984	23.448	23.825	1'34.009	300,0	11:37'55.881
6	19.614	26.972	23.527	23.749	1'33.862	300,0	11:39'29.743
7	19.682	27.090	23.520	23.937	1'34.229	297,5	11:41'03.972
8	20.389	27.212	23.367	23.903	1'34.871	291,1	11:42'38.843
9	19.584	26.979	23.541	23.870	1'33.974	301,7	11:44'12.817
10	19.537	27.067	23.461	23.859	1'33.924	300,8	11:45'46.741

7° 33 M. MELANDRI (1'33.911)

Lap	Seg.1	Seg.2	Seg.3	Seg.4	Lap Time	km/h	Local Time
1		30.451	25.569	25.571		198,5	11:32'04.808
2	20.040	28.449	24.670	24.198	1'37.357	281,3	11:33'42.165
3	19.733	27.373	23.808	23.934	1'34.848	299,2	11:35'17.013
4	19.617	27.058	23.576	23.726	1'33.977	300,8	11:36'50.990
5	19.879	27.490	23.810	24.062	1'35.241	297,5	11:38'26.231
6	19.662	31.666	24.673	24.229	1'40.230	291,9	11:40'06.461
7	19.629	27.183	23.570	34.921	1'45.303P	299,2	11:41'51.764
8	1'20.588	29.730	23.906	23.880	2'38.104P	280,5	11:44'29.868
9	19.486	27.135	23.488	23.802	1'33.911	301,7	11:46'03.779

8° 22 A. LOWES (1'34.027)

Lap	Seg.1	Seg.2	Seg.3	Seg.4	Lap Time	km/h	Local Time
1		28.344	24.131	24.097		290,3	11:32'17.974
2	19.812	27.607	23.783	23.865	1'35.067	298,3	11:33'53.041
3	19.759	27.337	23.530	23.843	1'34.469	295,9	11:35'27.510
4	19.780	27.300	23.488	23.866	1'34.434	296,7	11:37'01.944
5	19.785	27.119	23.499	24.011	1'34.414	295,9	11:38'36.358
6	19.882	27.228	23.601	23.920	1'34.631	294,3	11:40'10.989
7	19.684	32.038	23.756	23.998	1'39.476	295,9	11:41'50.465
8	19.678	27.052	23.489	23.808	1'34.027	295,1	11:43'24.492
9	19.728	27.093	23.448	23.950	1'34.219	295,9	11:44'58.711
10	19.762	27.053	23.394	23.861	1'34.070	296,7	11:46'32.781

9° 60 M. VAN DER MARK (1'34.040)

Lap	Seg.1	Seg.2	Seg.3	Seg.4	Lap Time	km/h	Local Time
1		28.166	24.291	24.162		285,0	11:32'06.438
2	19.922	27.410	23.696	23.901	1'34.929	299,2	11:33'41.367
3	19.950	27.189	23.672	23.728	1'34.539	294,3	11:35'15.906
4	19.882	27.062	23.493	23.869	1'34.306	294,3	11:36'50.212
5	19.804	26.989	23.418	23.829	1'34.040	294,3	11:38'24.252
6	19.861	27.075	23.629	23.812	1'34.377	293,5	11:39'58.629
7	19.857	26.932	23.446	23.876	1'34.111	293,5	11:41'32.740
8	19.836	27.009	23.620	23.910	1'34.375	294,3	11:43'07.115
9	19.903	27.080	23.496	23.804	1'34.283	294,3	11:44'41.398
10	19.792	27.066	23.431	23.841	1'34.130	294,3	11:46'15.528

10° 45 J. GAGNE (1'34.203)

Lap	Seg.1	Seg.2	Seg.3	Seg.4	Lap Time	km/h	Local Time
1		28.648	24.339	25.031		264,7	11:32'24.344
2	19.792	27.221	23.523	23.830	1'34.366	291,1	11:33'58.710
3	19.860	27.230	23.351	23.762	1'34.203	293,5	11:35'32.913

11° 66 T. SYKES (1'34.209)

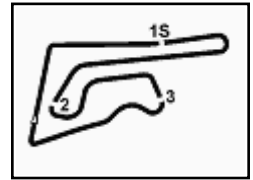
Lap	Seg.1	Seg.2	Seg.3	Seg.4	Lap Time	km/h	Local Time
1		30.403	24.729	26.223		195,7	11:32'36.058
2	19.971	27.208	23.536	24.101	1'34.816	292,7	11:34'10.874
3	19.925	27.092	23.681	23.993	1'34.691	292,7	11:35'45.565
4	20.268	28.017	23.992	24.314	1'36.591	290,3	11:37'22.156
5	20.005	27.522	23.685	24.074	1'35.286	291,9	11:38'57.442
6	19.832	27.015	23.548	23.814	1'34.209	291,9	11:40'31.651
7	19.925	27.437	24.138	24.633	1'36.133	291,1	11:42'07.784
8	20.294	29.341	24.286	24.113	1'38.034	290,3	11:43'45.818
9	19.900	27.038	23.504	23.818	1'34.260	295,1	11:45'20.078

25/03/2018

P = Pits In/Out - C = Lap Time Cancelled

These data/results cannot be reproduced, stored and/or transmitted in whole or in part by any manner of electronic, mechanical, photocopying, recording, broadcasting or otherwise now known or herein after developed without the previous express consent by the copyright owner, except for reproduction in daily press and regular printed publications on sale to the public within 60 days of the event related to those data/results and always provided that copyright symbol appears together as follows below.

© DORNA WSBK ORGANIZATION Srl 2018



Buriram 4.554 m

2 / 2

12° 32 L. SAVADORI (1'34.247)						
Lap	Seg.1	Seg.2	Seg.3	Seg.4	Lap Time	Local Time
1		29.054	24.004	24.276	257,8	11:31'40.736
2	19.723	27.956	23.563	23.990	1'35.232	304,2 11:33'15.968
3	19.766	27.335	23.662	23.974	1'34.737	301,7 11:34'50.705
4	20.407	29.640	24.298	36.947	1'51.292P	286,5 11:36'41.997
5	5'01.443	33.125	27.145	24.492	6'26.205P	193,9 11:43'08.202
6	19.716	27.163	23.579	23.789	1'34.247	298,3 11:44'42.449
7	19.754	30.275	25.080	25.168	1'40.277	289,5 11:46'22.726

2	19.857	27.588	23.710	23.914	1'35.069	293,5 11:33'22.703
3	19.810	27.468	23.682	24.100	1'35.060	293,5 11:34'57.763
4	19.816	27.329	23.644	24.010	1'34.799	293,5 11:36'32.562
5	19.932	27.637	24.112	24.118	1'35.799	292,7 11:38'08.361
6	19.786	27.436	23.812	23.997	1'35.031	291,9 11:39'43.392
7	19.901	27.402	23.739	24.107	1'35.149	291,9 11:41'18.541
8	19.880	27.551	24.147	24.070	1'35.648	292,7 11:42'54.189
9	19.788	27.537	27.577	24.456	1'39.358	293,5 11:44'33.547
10	19.926	27.548	23.828	24.109	1'35.411	291,9 11:46'08.958

13° 54 T. RAZGATLIOGLU (1'34.554)						
Lap	Seg.1	Seg.2	Seg.3	Seg.4	Lap Time	Local Time
1		29.245	24.597	28.140	228,8	11:32'05.164
2	20.173	28.959	23.874	24.290	1'37.296	292,7 11:33'42.460
3	19.899	27.191	23.735	24.010	1'34.835	295,1 11:35'17.295
4	19.815	27.248	23.590	23.901	1'34.554	295,1 11:36'51.849
5	19.965	27.311	23.616	24.006	1'34.898	292,7 11:38'26.747
6	19.832	27.452	23.700	23.990	1'34.974	291,9 11:40'01.721
7	19.931	27.396	23.652	24.069	1'35.048	290,3 11:41'36.769
8	20.002	28.803	26.264	25.954	1'41.023	288,8 11:43'17.792
9	19.864	27.243	24.762	43.105	1'54.974P	292,7 11:45'12.766

18° 68 Y. HERNANDEZ (1'35.732)						
Lap	Seg.1	Seg.2	Seg.3	Seg.4	Lap Time	Local Time
1		29.105	24.542	27.673	283,5	11:31'49.401
2	20.066	28.160	23.740	24.307	1'36.273	292,7 11:33'25.674
3	19.844	41.790	27.670	24.109	1'53.413	292,7 11:35'19.087
4	24.156		36.125	2'01.914P	212,2	11:37'21.001
5	3'04.659	30.515	23.842	24.155	4'23.171P	287,2 11:41'44.172
6	19.840	27.526	23.703	24.663	1'35.732	291,9 11:43'19.904
7	23.209	37.394	26.780	39.254	2'06.637P	270,0 11:45'26.541

19° 37 O. JEZEK (1'36.115)						
Lap	Seg.1	Seg.2	Seg.3	Seg.4	Lap Time	Local Time
1		28.736	24.507	24.468	279,1	11:31'37.422
2	20.186	27.656	23.781	24.554	1'36.177	287,2 11:33'13.599
3	20.055	27.820	24.071	24.183	1'36.129	285,7 11:34'49.728
4	20.141	27.965	23.968	24.301	1'36.375	288,8 11:36'26.103
5	20.210	27.624	23.898	24.383	1'36.115	285,7 11:38'02.218
6	20.315	28.035	24.533	35.264	1'48.147P	279,8 11:39'50.365
7	2'40.667	29.004	24.657	24.850	3'59.178P	272,0 11:43'49.543
8	20.287	27.650	23.938	24.327	1'36.202	286,5 11:45'25.745

14° 36 L. MERCADO (1'34.587)						
Lap	Seg.1	Seg.2	Seg.3	Seg.4	Lap Time	Local Time
1		32.108	25.864	27.904	271,4	11:31'53.340
2	20.577	31.651	33.609	24.324	1'50.161	285,7 11:33'43.501
3	19.856	27.323	23.665	23.870	1'34.714	292,7 11:35'18.215
4	19.857	27.449	23.551	23.921	1'34.778	291,1 11:36'52.993
5	20.082	27.337	23.510	23.910	1'34.839	291,9 11:38'27.832
6	19.981	27.500	23.733	24.054	1'35.268	288,8 11:40'03.100
7	19.905	27.547	23.700	23.960	1'35.112	288,8 11:41'38.212
8	21.694	34.719	26.586	23.888	1'46.887	234,8 11:43'25.099
9	19.834	27.481	23.425	23.847	1'34.587	291,9 11:44'59.686
10	19.935	27.095	23.609	1'08.749	2'19.388P	291,1 11:47'19.074

15° 76 L. BAZ (1'34.684)						
Lap	Seg.1	Seg.2	Seg.3	Seg.4	Lap Time	Local Time
1		29.738	24.000	24.625	285,0	11:31'38.095
2	19.880	27.927	23.670	24.183	1'35.660	282,0 11:33'13.755
3	19.868	27.336	23.628	24.326	1'35.158	294,3 11:34'48.913
4	20.000	27.306	23.536	23.994	1'34.836	293,5 11:36'23.749
5	19.935	27.236	23.539	24.120	1'34.830	293,5 11:37'58.579
6	19.926	27.337	23.560	23.861	1'34.684	291,1 11:39'33.263
7	20.019	27.281	23.585	24.025	1'34.910	289,5 11:41'08.173
8	20.040	29.210	24.617	24.317	1'38.184	291,1 11:42'46.357
9	19.927	27.409	23.785	24.012	1'35.133	291,9 11:44'21.490
10	24.019			25.914	1'45.968	227,4 11:46'07.458

16° 40 R. RAMOS (1'34.792)						
Lap	Seg.1	Seg.2	Seg.3	Seg.4	Lap Time	Local Time
1		28.691	24.204	24.289	273,4	11:31'37.651
2	19.923	27.472	23.638	24.514	1'35.547	294,3 11:33'13.198
3	20.075	27.453	23.708	24.062	1'35.298	291,9 11:34'48.496
4	19.917	27.275	23.813	23.999	1'35.004	291,9 11:36'23.500
5	20.221	27.394	23.592	24.170	1'35.377	285,7 11:37'58.877
6	20.053	27.403	23.707	23.956	1'35.119	291,1 11:39'33.996
7	19.987	27.374	23.588	23.907	1'34.856	290,3 11:41'08.852
8	19.837	28.253	25.606	24.486	1'38.182	291,9 11:42'47.034
9	19.866	27.358	23.686	23.882	1'34.792	291,9 11:44'21.826
10	19.960	27.353	23.547	24.055	1'34.915	289,5 11:45'56.741

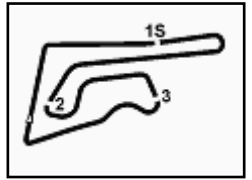
17° 99 P. JACOBSEN (1'34.799)						
Lap	Seg.1	Seg.2	Seg.3	Seg.4	Lap Time	Local Time
1		31.832	25.323	24.622	288,8	11:31'47.634

25/03/2018

P = Pits In/Out - C = Lap Time Cancelled

These data/results cannot be reproduced, stored and/or transmitted in whole or in part by any manner of electronic, mechanical, photocopying, recording, broadcasting or otherwise now known or herein after developed without the previous express consent by the copyright owner, except for reproduction in daily press and regular printed publications on sale to the public within 60 days of the event related to those data/results and always provided that copyright symbol appears together as follows below.

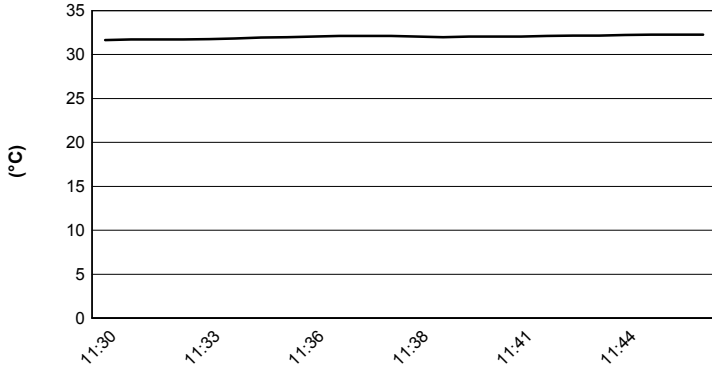
© DORNA WSBK ORGANIZATION Srl 2018



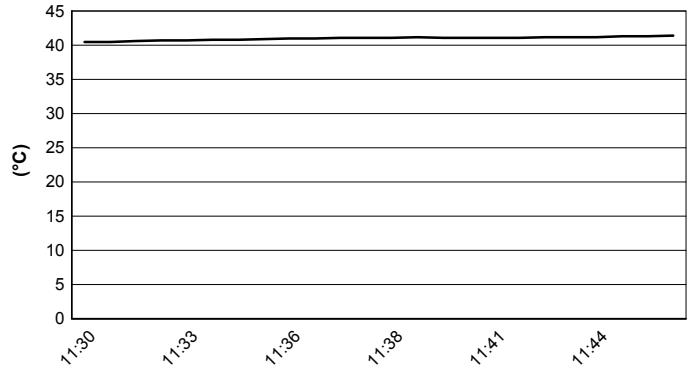
Buriram 4.554 m

Thai Round, 23-24-25 March 2018
World Superbike - Weather Report Warm Up
 Session started 11:30 - Session ended 11:47

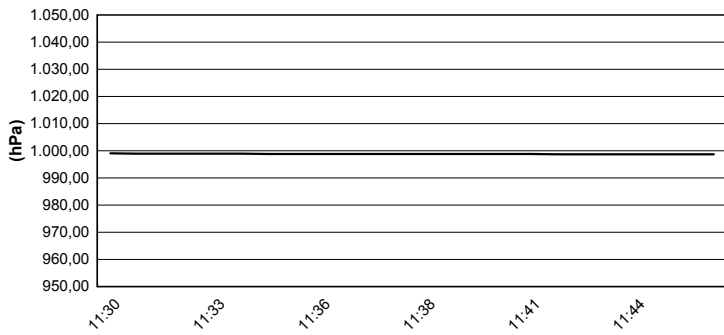
Air Temperature



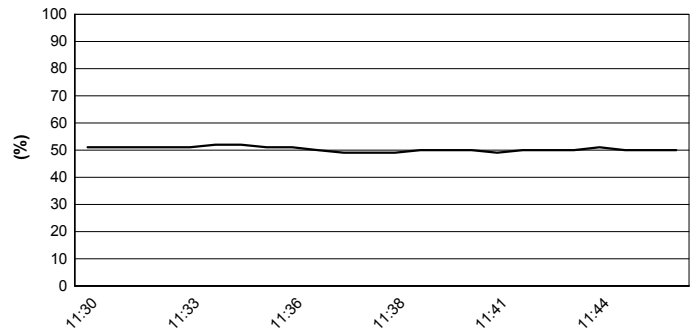
Track Temperature



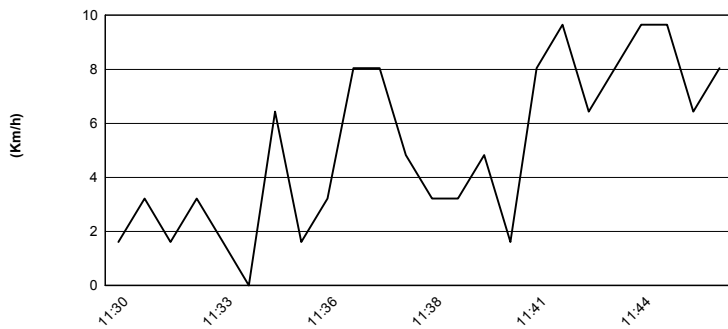
Air Pressure



Humidity



Wind Speed



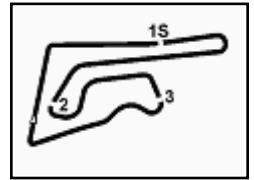
Wind Direction



25/03/2018

These data/results cannot be reproduced, stored and/or transmitted in whole or in part by any manner of electronic, mechanical, photocopying, recording, broadcasting or otherwise now known or herein after developed without the previous express consent by the copyright owner, except for reproduction in daily press and regular printed publications on sale to the public within 60 days of the event related to those data/results and always provided that copyright symbol appears together as follows below.

© DORNA WSBK ORGANIZATION Srl 2018




Buriram 4.554 m

Thai Round, 23-24-25 March 2018

World Superbike - Starting Grid - Race 2

20 Laps x 4,554 km = 91,080 km



1	2 CAMIER L. Honda	22 LOWES A. Yamaha	66 SYKES T. Kawasaki
2	60 VAN DER MARK M. Yamaha	33 MELANDRI M. Ducati	50 LAVERTY E. Aprilia
3	7 DAVIES C. Ducati	12 FORES X. Ducati	1 REA J. Kawasaki
4	81 TORRES J. MV Agusta	32 SAVADORI L. Aprilia	54 RAZGATLIOGLU T. Kawasaki
5	36 MERCADO L. Kawasaki	45 GAGNE J. Honda	76 BAZ L. BMW
6	40 RAMOS R. Kawasaki	99 JACOBSEN P. Honda	68 HERNANDEZ Y. Kawasaki
7	37 JEZEK O. Yamaha		

25/03/2018 Jury President

..... Race Director

These data/results cannot be reproduced, stored and/or transmitted in whole or in part by any manner of electronic, mechanical, photocopying, recording, broadcasting or otherwise now known or herein after developed without the previous express consent by the copyright owner, except for reproduction in daily press and regular printed publications on sale to the public within 60 days of the event related to those data/results and always provided that copyright symbol appears together as follows below.

© DORNA WSBK ORGANIZATION Srl 2018

FICR PERUGIA TIMING



Official Tyre Supplier



Official Timekeeper