

Thai Round, 23-24-25 March 2018

World Supersport - Results Race

Laps 17 = 77,418 Km - Time of Race 27'49.852 - Avg. 166,904 km/h

Pos	Race	Grid	No. Rider	Nat	Team	Bike	LL	Gap	Fastest Lap	Speed	Qualifying		Ranking		
											Time	Speed	R	Tot	Pos
1	5	21	R. KRUMMENACHER	SUI	BARDAHL Evan Bros. WorldSSP Team	Yamaha YZF R6	17		1'37.620	264,1	1'37.505	259,0	25	45	1
2	1	144	L. MAHIAS	FRA	GRT Yamaha Official WorldSSP Team	Yamaha YZF R6	17	0.048	1'37.679	263,4	1'36.738	259,0	20	45	2
3	3	64	F. CARICASULO	ITA	GRT Yamaha Official WorldSSP Team	Yamaha YZF R6	17	1.213	1'37.754	264,1	1'37.235	260,9	16	29	3
4	4	11	S. CORTESE	GER	Kallio Racing	Yamaha YZF R6	17	2.917	1'37.642	262,8	1'37.447	260,9	13	29	4
5	8	99	T. WAROKORN	THA	CORE Kawasaki Thailand Racing Team	Kawasaki ZX-6R	17	9.100	1'38.181	268,0	1'38.077	261,5	11	11	8
6	6	13	A. WEST	AUS	EAB antwest Racing	Kawasaki ZX-6R	17	11.426	1'38.295	260,9	1'38.031	255,3	10	10	10
7	12	3	R. DE ROSA	ITA	MV Agusta Reparto Corse by Vamag	MV Agusta F3 675	17	11.583	1'38.147	264,1	1'38.417	257,1	9	19	5
8	7	5	R. WILAIROT	THA	Yamaha Thailand Racing Team	Yamaha YZF R6	17	12.188	1'38.231	264,1	1'38.042	262,1	8	8	12
9	18	66	N. TUULI	FIN	CIA Landlord Insurance Honda	Honda CBR600RR	17	19.454	1'38.895	267,3	1'38.959	256,5	7	12	7
10	10	81	L. STAPLEFORD	GBR	Profile Racing	Triumph Daytona 675	17	20.675	1'38.353	263,4	1'38.164	254,7	6	17	6
11	19	36	T. GRADINGER	AUT	NRT	Yamaha YZF R6	17	21.027	1'38.356	266,7	1'39.054	259,0	5	11	9
12	14	4	J. KENNEDY	IRL	Profile Racing	Triumph Daytona 675	17	22.087	1'38.812	262,8	1'38.785	255,3	4	4	16
13	15	84	L. CRESSON	BEL	Kallio Racing	Yamaha YZF R6	17	23.863	1'38.681	270,0	1'38.849	263,4	3	7	15
14	P13	24	D. KRAISART	THA	Yamaha Thailand Racing Team	Yamaha YZF R6	17	23.887	1'38.994	259,6	1'38.770	259,0	2	2	18
15	16	86	A. BADOVINI	ITA	MV Agusta Reparto Corse by Vamag	MV Agusta F3 675	17	24.206	1'38.836	266,0	1'38.936	262,8	1	8	14
16	17	25	A. KAMARUZAMAN	MAS	Kawasaki Puccetti Racing	Kawasaki ZX-6R	17	31.540	1'39.315	263,4	1'38.943	257,8			
17	24	38	H. SOOMER	EST	Racedays	Honda CBR600RR	17	39.533	1'39.612	262,8	1'39.683	254,7			
18	20	94	M. DI MEGLIO	FRA	GMT94 Yamaha	Yamaha YZF R6	17	39.567	1'39.765	260,9	1'39.262	255,3			
19	9	78	H. OKUBO	JPN	Kawasaki Puccetti Racing	Kawasaki ZX-6R	17	40.101	1'38.305	263,4	1'38.100	263,4			2
20	25	96	A. IRWIN	GBR	CIA Landlord Insurance Honda	Honda CBR600RR	17	51.236	1'40.077	259,0	1'39.993	252,3			
21	22	74	J. VAN SIKKELERUS	NED	GEMAR Team Lorini	Honda CBR600RR	17	54.428	1'40.045	257,8	1'39.501	251,7			
22	26	29	T. COLLINS	AUS	Team GoEleven Kawasaki	Kawasaki ZX-6R	17	56.055	1'40.628	257,1	1'40.981	258,4			
-----Not Classified-----															
RET	2	16	J. CLUZEL	FRA	NRT	Yamaha YZF R6	12	5 Laps	1'37.744	264,1	1'36.967	266,7			9
RET	11	111	K. SMITH	GBR	GEMAR Team Lorini	Honda CBR600RR	5	12 Laps	1'39.467	264,7	1'38.212	255,9			8
RET	21	83	L. EPIS	AUS	Team GoEleven Kawasaki	Kawasaki ZX-6R	3	14 Laps	1'39.744	259,6	1'39.473	255,9			
RET	23	10	N. CALERO	ESP	Orelac Racing VerdNatura	Kawasaki ZX-6R	2	15 Laps		256,5	1'39.671	257,1			

AIR	Humidity:	43%	Temp:	34°C
TRACK	Condition:	Dry	Temp:	45°C

Records	Pole (SP2)	2018	L.Mahias	1'36.738	169,47 Km/h
	Race (RC)	2015	J.Cluzel	1'37.887	167,48 Km/h
	Circuit (SP2)	2018	L.Mahias	1'36.738	169,47 Km/h
Race Fastest Lap	(New Record)	Lap 11	R.Krummenacher		1'37.620
					167,94 Km/h

LAP LEADERS				
No. Rider	From	To	Laps	Total
16 J. CLUZEL	1	7	7	
144 L. MAHIAS	8	9	2	2
16 J. CLUZEL	10	12	3	10
21 R. KRUMMENACHER	13	17	5	5

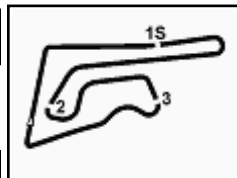
TOTAL LEADER LAPS	
No. Rider	Laps
144 L. MAHIAS	11
16 J. CLUZEL	10
21 R. KRUMMENACHER	5

N. 24 (Kraisart D.) has been penalized to drop 1 position for infringement of the art.1.23.2 (overtaking under yellow flag)

Start 25/03/2018 14:30 End 14:59 The results are provisional until the end of the time limit for protests and appeals and the completion of the technical checks.

These data/results cannot be reproduced, stored and/or transmitted in whole or in part by any manner of electronic, mechanical, photocopying, recording, broadcasting or otherwise now known or herein after developed without the previous express consent by the copyright owner, except for reproduction in daily press and regular printed publications on sale to the public within 60 days of the event related to those data/results and always provided that copyright symbol appears together as follows below.

© DORNA WSBK ORGANIZATION Srl 2018



Thai Round, 23-24-25 March 2018

World Supersport - Results Race

Race Highlights

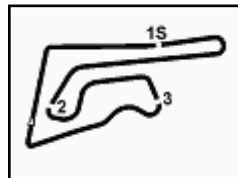
Time	No. Rider	Description
14.28.06		Warm-up Lap Start
14.30.58		Start
14.32.21		No Jump Start
14.34.24	10 Calero	Crashed - Turn 12
14.35.35	10 Calero	Entered Pits
14.36.07		New Lap Record
14.36.31	10 Calero	Retired
14.36.52	83 Epis	Crashed - Turn 3
14.38.31	83 Epis	Out
14.39.10	111 Smith	Technical Problem - Turn 7
14.39.28	111 Smith	Entered Pits
14.40.32	111 Smith	Retired
14.47.14	64 Caricasulo	Transponder not working
14.51.32	16 Cluzel	Crashed - Turn 5
14.52.32	16 Cluzel	Out
14.58.58	78 Okubo	Crashed - Turn 12
14.59.20	78 Okubo	Re-joined
14.59.52		End Of Session

Start End The results are provisional until the end of the time limit for protests and appeals
 25/03/2018 14:30 14:59 and the completion of the technical checks.

These data/results cannot be reproduced, stored and/or transmitted in whole or in part by any manner of electronic, mechanical, photocopying, recording, broadcasting or otherwise now known or herein after developed without the previous express consent by the copyright owner, except for reproduction in daily press and regular printed publications on sale to the public within 60 days of the event related to those data/results and always provided that copyright symbol appears together as follows below.

© DORNA WSBK ORGANIZATION Srl 2018





Buriram 4.554 m

1 / 3

Thai Round, 23-24-25 March 2018

World Supersport - Lap Chart Race

Lap

	1	2	3	4	5	6	7	8	9	10	11	12	13	14	15	16	17
1	16	16	16	16	16	16	16	144	144	16	16	16	21	21	21	21	21
2	64	64	144	144	144	144	144	16	16	144	144	144	144	144	144	144	144
3	144	144	64	64	64	64	64	64	64	64	21	21	64	64	64	64	64
4	21	21	21	21	21	21	21	21	21	21	21	64	64	11	11	11	11
5	11	11	11	11	11	11	11	11	11	11	11	11	99	99	99	99	99
6	78	5	5	5	5	5	5	5	5	5	5	99	5	13	3	3	13
7	5	78	78	78	99	78	78	99	99	99	99	5	13	5	13	13	3
8	99	99	99	99	78	99	99	78	78	78	13	13	3	3	78	5	5
9	13	13	13	13	13	13	13	13	13	13	78	78	78	78	5	78	66
10	24	24	24	3	3	3	3	3	3	3	3	66	66	66	66	66	81
11	111	4	3	24	66	66	66	66	36	36	36	66	36	4	36	81	36
12	4	66	4	4	4	4	4	4	66	84	66	36	4	36	81	36	4
13	66	3	66	66	24	84	36	36	84	66	4	4	81	81	4	4	24
14	3	111	111	84	84	36	84	84	81	4	84	81	84	84	84	84	84
15	84	36	84	36	36	81	81	81	4	81	81	84	24	24	24	24	86
16	36	84	36	81	81	24	24	24	24	24	24	24	86	86	86	86	25
17	25	25	25	25	25	86	86	86	86	86	86	86	25	25	25	25	38
18	86	86	81	86	86	25	25	25	25	25	25	25	38	38	38	94	94
19	83	81	86	111	94	94	94	94	94	94	94	94	94	94	94	38	78
20	81	83	83	94	38	38	38	38	38	38	38	38	96	96	96	96	96
21	96	94	94	96	96	96	96	96	96	96	96	96	29	29	29	74	74
22	94	96	96	38	74	74	74	74	74	74	74	74	74	74	74	29	29
23	38	38	74	74	29	29	29	29	29	29	29	29					
24	74	74	38	29	111												
25	29	29	29														
26	10	10															

Final Result

1	21	R. KRUMMENACHER	Laps 17
2	144	L. MAHIAS	0.048
3	64	F. CARICASULO	1.213
4	11	S. CORTESE	2.917
5	99	T. WAROKORN	9.100
6	13	A. WEST	11.426
7	3	R. DE ROSA	11.583
8	5	R. WILAIROT	12.188
9	66	N. TUULI	19.454
10	81	L. STAPLEFORD	20.675
11	36	T. GRADINGER	21.027
12	4	J. KENNEDY	22.087
13	84	L. CRESSON	23.863
14	24	D. KRAISART (P)	23.887
15	86	A. BADOVINI	24.206
16	25	A. KAMARUZAMAN	31.540
17	38	H. SOOMER	39.533
18	94	M. DI MEGLIO	39.567
19	78	H. OKUBO	40.101
20	96	A. IRWIN	51.236
21	74	J. VAN SIKKELERUS	54.428
22	29	T. COLLINS	56.055
RET	16	J. CLUZEL	5 Laps
RET	111	K. SMITH	12 Laps
RET	83	L. EPIS	14 Laps
RET	10	N. CALERO	15 Laps

25/03/2018

These data/results cannot be reproduced, stored and/or transmitted in whole or in part by any manner of electronic, mechanical, photocopying, recording, broadcasting or otherwise now known or herein after developed without the previous express consent by the copyright owner, except for reproduction in daily press and regular printed publications on sale to the public within 60 days of the event related to those data/results and always provided that copyright symbol appears together as follows below.

© DORNA WSBK ORGANIZATION Srl 2018

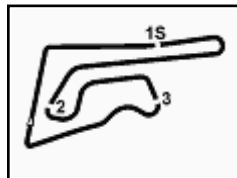
FICR PERUGIA TIMING



Official Tyre Supplier



Official Timekeeper



Buriram 4.554 m

Thai Round, 23-24-25 March 2018

World Supersport - Lap Chart Race

2 / 3

Lap 1

1	16	J.Cluzel	
2	64	F.Caricasulo	0.199
3	144	L.Mahias	0.403
4	21	R.Krummenacher	0.904
5	11	S.Cortese	1.771
6	78	H.Okubo	1.964
7	5	R.Wilairot	2.232
8	99	T.Warokorn	2.414
9	13	A.West	2.684
10	24	D.Kraisart	2.836
11	111	K.Smith	2.883
12	4	J.Kennedy	3.035
13	66	N.Tuuli	3.307
14	3	R.De Rosa	3.670
15	84	L.Cresson	3.682
16	36	T.Gradinger	4.003
17	25	A.Kamaruzaman	4.105
18	86	A.Badovini	4.321
19	83	L.Epis	4.661
20	81	L.Stapleford	4.757
21	96	A.Irwin	4.995
22	94	M.Di Meglio	5.151
23	38	H.Soomer	5.769
24	74	J.van Sikkelerus	6.067
25	29	T.Collins	6.634
26	10	N.Calero	6.734

Lap 2

1	16	J.Cluzel	
2	64	F.Caricasulo	0.271
3	144	L.Mahias	0.453
4	21	R.Krummenacher	0.927
5	11	S.Cortese	1.980
6	5	R.Wilairot	2.531
7	78	H.Okubo	2.883
8	99	T.Warokorn	3.038
9	13	A.West	3.628
10	24	D.Kraisart	4.014
11	4	J.Kennedy	4.195
12	66	N.Tuuli	4.799
13	3	R.De Rosa	5.105
14	111	K.Smith	5.310
15	36	T.Gradinger	5.512
16	84	L.Cresson	5.641
17	25	A.Kamaruzaman	6.009
18	86	A.Badovini	6.562
19	81	L.Stapleford	6.605
20	83	L.Epis	7.369
21	94	M.Di Meglio	7.459
22	96	A.Irwin	7.659
23	38	H.Soomer	7.991
24	74	J.van Sikkelerus	8.400
25	29	T.Collins	10.311
26	10	N.Calero	112.730

Lap 3

1	16	J.Cluzel	
2	144	L.Mahias	0.183
3	64	F.Caricasulo	0.482
4	21	R.Krummenacher	0.944
5	11	S.Cortese	1.877
6	5	R.Wilairot	2.855
7	78	H.Okubo	3.194
8	99	T.Warokorn	3.477
9	13	A.West	4.112
10	24	D.Kraisart	5.132
11	3	R.De Rosa	5.461
12	4	J.Kennedy	5.529
13	66	N.Tuuli	5.800
14	111	K.Smith	6.744
15	84	L.Cresson	6.799
16	36	T.Gradinger	6.850
17	25	A.Kamaruzaman	7.396

Lap 4

1	16	J.Cluzel	
2	144	L.Mahias	0.183
3	64	F.Caricasulo	0.426
4	21	R.Krummenacher	0.852
5	11	S.Cortese	1.813
6	5	R.Wilairot	3.249
7	78	H.Okubo	3.588
8	99	T.Warokorn	3.747
9	13	A.West	4.738
10	3	R.De Rosa	6.069
11	24	D.Kraisart	6.508
12	4	J.Kennedy	6.659
13	66	N.Tuuli	6.876
14	84	L.Cresson	7.794
15	36	T.Gradinger	8.323
16	81	L.Stapleford	8.812
17	25	A.Kamaruzaman	9.426
18	86	A.Badovini	10.231
19	111	K.Smith	10.335
20	94	M.Di Meglio	11.196
21	96	A.Irwin	13.102
22	38	H.Soomer	13.638
23	74	J.van Sikkelerus	13.785
24	29	T.Collins	16.918

Lap 5

1	16	J.Cluzel	
2	144	L.Mahias	0.118
3	64	F.Caricasulo	0.444
4	21	R.Krummenacher	1.459
5	11	S.Cortese	1.869
6	5	R.Wilairot	3.828
7	99	T.Warokorn	4.386
8	78	H.Okubo	4.530
9	13	A.West	5.440
10	3	R.De Rosa	6.572
11	66	N.Tuuli	8.027
12	4	J.Kennedy	8.047
13	24	D.Kraisart	8.484
14	84	L.Cresson	8.773
15	36	T.Gradinger	8.935
16	81	L.Stapleford	9.421
17	25	A.Kamaruzaman	10.997
18	86	A.Badovini	11.323
19	94	M.Di Meglio	13.486
20	38	H.Soomer	16.127
21	96	A.Irwin	16.195
22	74	J.van Sikkelerus	16.741
23	29	T.Collins	20.802
24	111	K.Smith	38.400

Lap 6

1	16	J.Cluzel	
2	144	L.Mahias	0.190
3	64	F.Caricasulo	0.382
4	21	R.Krummenacher	1.327
5	11	S.Cortese	1.845
6	5	R.Wilairot	4.413
7	78	H.Okubo	5.495
8	99	T.Warokorn	5.659
9	13	A.West	6.031
10	3	R.De Rosa	6.925
11	66	N.Tuuli	9.269
12	4	J.Kennedy	9.456
13	84	L.Cresson	9.766

Lap 7

1	16	J.Cluzel	
2	144	L.Mahias	0.165
3	64	F.Caricasulo	0.444
4	21	R.Krummenacher	1.051
5	11	S.Cortese	1.573
6	5	R.Wilairot	4.995
7	78	H.Okubo	5.989
8	99	T.Warokorn	6.089
9	13	A.West	6.396
10	3	R.De Rosa	7.211
11	66	N.Tuuli	10.440
12	4	J.Kennedy	10.658
13	36	T.Gradinger	10.907
14	84	L.Cresson	11.278
15	81	L.Stapleford	11.417
16	24	D.Kraisart	12.130
17	86	A.Badovini	13.866
18	25	A.Kamaruzaman	15.236
19	94	M.Di Meglio	17.826
20	38	H.Soomer	19.931
21	96	A.Irwin	20.718
22	74	J.van Sikkelerus	21.254
23	29	T.Collins	26.868

Lap 8

1	144	L.Mahias	
2	16	J.Cluzel	0.247
3	64	F.Caricasulo	0.390
4	21	R.Krummenacher	0.667
5	11	S.Cortese	1.197
6	5	R.Wilairot	5.637
7	99	T.Warokorn	6.349
8	78	H.Okubo	6.725
9	13	A.West	7.010
10	3	R.De Rosa	7.340
11	66	N.Tuuli	11.427
12	4	J.Kennedy	11.644
13	36	T.Gradinger	11.841
14	84	L.Cresson	12.100
15	81	L.Stapleford	12.310
16	24	D.Kraisart	13.378
17	86	A.Badovini	14.968
18	25	A.Kamaruzaman	17.107
19	94	M.Di Meglio	19.955
20	38	H.Soomer	21.842
21	96	A.Irwin	22.919
22	74	J.van Sikkelerus	25.126
23	29	T.Collins	29.899

Lap 9

1	144	L.Mahias	
2	16	J.Cluzel	0.233
3	64	F.Caricasulo	0.380
4	21	R.Krummenacher	0.671
5	11	S.Cortese	0.982
6	5	R.Wilairot	5.876
7	99	T.Warokorn	6.543
8	78	H.Okubo	6.840
9	13	A.West	7.117
10	3	R.De Rosa	7.898
11	36	T.Gradinger	12.366
12	66	N.Tuuli	12.836
13	84	L.Cresson	13.036

Lap 10

1	16	J.Cluzel	
2	144	L.Mahias	0.162
3	64	F.Caricasulo	0.487
4	21	R.Krummenacher	0.717
5	11	S.Cortese	1.250
6	5	R.Wilairot	6.480
7	99	T.Warokorn	6.649
8	78	H.Okubo	7.170
9	13	A.West	7.415
10	3	R.De Rosa	8.251
11	36	T.Gradinger	13.393
12	84	L.Cresson	13.637
13	66	N.Tuuli	13.856
14	4	J.Kennedy	14.207
15	81	L.Stapleford	14.531
16	24	D.Kraisart	15.886
17	86	A.Badovini	17.444
18	25	A.Kamaruzaman	19.989
19	94	M.Di Meglio	23.951
20	38	H.Soomer	24.738
21	96	A.Irwin	28.238
22	74	J.van Sikkelerus	33.070
23	29	T.Collins	36.229

Lap 11

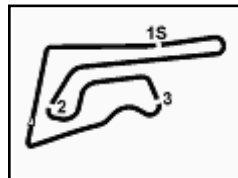
1	16	J.Cluzel	
2	144	L.Mahias	0.131
3	21	R.Krummenacher	0.355
4	64	F.Caricasulo	0.762
5	11	S.Cortese	1.263
6	5	R.Wilairot	7.358
7	99	T.Warokorn	7.419
8	13	A.West	7.841
9	78	H.Okubo	7.987
10	3	R.De Rosa	8.963
11	36	T.Gradinger	14.550
12	66	N.Tuuli	14.850
13	4	J.Kennedy	15.477
14	84	L.Cresson	15.824
15	81	L.Stapleford	16.059
16	24	D.Kraisart	17.500
17	86	A.Badovini	18.595
18	25	A.Kamaruzaman	21.537
19	94	M.Di Meglio	26.198
20	38	H.Soomer	26.615
21	96	A.Irwin	31.399
22	74	J.van Sikkelerus	36.399
23	29	T.Collins	38.950

Lap 12

1	16	J.Cluzel	
2	144	L.Mahias	0.181
3	21	R.Krummenacher	0.420
4	64	F.Caricasulo	0.830
5	11	S.Cortese	1.221
6	99	T.Warokorn	7.865
7	5	R.Wilairot	8.185
8	13	A.West	8.789
9	78	H.Okubo	9.149
10	3	R.De Rosa	9.417
11	66	N.Tuuli	15.888
12	36	T.Gradinger	16.013
13	4	J.Kennedy	16.893

25/03/2018
These data/results cannot be reproduced, stored and/or transmitted in whole or in part by any manner of electronic, mechanical, photocopying, recording, broadcasting or otherwise now known or herein after developed without the previous express consent by the copyright owner, except for reproduction in daily press and regular printed publications on sale to the public within 60 days of the event related to those data/results and always provided that copyright symbol appears together as follows below.
© DORNA WSBK ORGANIZATION Srl 2018





Buriram 4.554 m

3 / 3

Thai Round, 23-24-25 March 2018

World Supersport - Lap Chart Race

14	81	L. Stapleford	17.331	16	86	A. Badovini	22.663
15	84	L. Cresson	17.780	17	25	A. Kamaruzaman	28.835
16	24	D. Kraisart	19.094	18	38	H. Soomer	35.016
17	86	A. Badovini	20.089	19	94	M. Di Meglio	35.101
18	25	A. Kamaruzaman	23.522	20	96	A. Irwin	44.049
19	94	M. Di Meglio	28.716	21	29	T. Collins	49.245
20	38	H. Soomer	28.969	22	74	J. van Sikkelerus	49.613
21	96	A. Irwin	34.630				
22	74	J. van Sikkelerus	39.986				
23	29	T. Collins	41.802				

Lap 13

1	21	R. Krummenacher	
2	144	L. Mahias	0.150
3	64	F. Caricasulo	0.440
4	11	S. Cortese	0.555
5	99	T. Warokorn	7.788
6	5	R. Wilairot	8.258
7	13	A. West	8.585
8	3	R. De Rosa	9.189
9	78	H. Okubo	9.592
10	66	N. Tuuli	16.346
11	36	T. Gradinger	17.552
12	4	J. Kennedy	17.727
13	81	L. Stapleford	17.854
14	84	L. Cresson	19.555
15	24	D. Kraisart	20.123
16	86	A. Badovini	20.835
17	25	A. Kamaruzaman	24.896
18	38	H. Soomer	30.668
19	94	M. Di Meglio	30.768
20	96	A. Irwin	37.344
21	29	T. Collins	44.097
22	74	J. van Sikkelerus	45.404

Lap 14

1	21	R. Krummenacher	
2	144	L. Mahias	0.256
3	64	F. Caricasulo	0.798
4	11	S. Cortese	0.976
5	99	T. Warokorn	8.206
6	13	A. West	9.156
7	5	R. Wilairot	9.185
8	3	R. De Rosa	9.358
9	78	H. Okubo	9.794
10	66	N. Tuuli	17.387
11	4	J. Kennedy	18.781
12	36	T. Gradinger	18.799
13	81	L. Stapleford	18.973
14	84	L. Cresson	20.940
15	24	D. Kraisart	21.549
16	86	A. Badovini	21.889
17	25	A. Kamaruzaman	26.842
18	38	H. Soomer	32.936
19	94	M. Di Meglio	33.014
20	96	A. Irwin	40.701
21	29	T. Collins	47.037
22	74	J. van Sikkelerus	47.825

Lap 15

1	21	R. Krummenacher	
2	144	L. Mahias	0.271
3	64	F. Caricasulo	1.353
4	11	S. Cortese	1.685
5	99	T. Warokorn	8.592
6	3	R. De Rosa	9.930
7	13	A. West	10.059
8	78	H. Okubo	10.352
9	5	R. Wilairot	10.792
10	66	N. Tuuli	18.183
11	36	T. Gradinger	19.401
12	81	L. Stapleford	19.502
13	4	J. Kennedy	20.408
14	84	L. Cresson	21.852
15	24	D. Kraisart	22.123

Lap 16

1	21	R. Krummenacher	
2	144	L. Mahias	0.437
3	64	F. Caricasulo	1.523
4	11	S. Cortese	1.937
5	99	T. Warokorn	9.054
6	3	R. De Rosa	10.390
7	13	A. West	10.586
8	5	R. Wilairot	11.618
9	78	H. Okubo	11.799
10	66	N. Tuuli	19.140
11	81	L. Stapleford	20.216
12	36	T. Gradinger	20.550
13	4	J. Kennedy	21.500
14	84	L. Cresson	23.138
15	24	D. Kraisart	23.408
16	86	A. Badovini	23.607
17	25	A. Kamaruzaman	30.652
18	94	M. Di Meglio	37.690
19	38	H. Soomer	37.910
20	96	A. Irwin	47.810
21	74	J. van Sikkelerus	51.904
22	29	T. Collins	53.385

Lap 17

1	21	R. Krummenacher	
2	144	L. Mahias	0.048
3	64	F. Caricasulo	1.213
4	11	S. Cortese	2.917
5	99	T. Warokorn	9.100
6	13	A. West	11.426
7	3	R. De Rosa	11.583
8	5	R. Wilairot	12.188
9	66	N. Tuuli	19.454
10	81	L. Stapleford	20.675
11	36	T. Gradinger	21.027
12	4	J. Kennedy	22.087
13	24	D. Kraisart	23.787
14	84	L. Cresson	23.863
15	86	A. Badovini	24.206
16	25	A. Kamaruzaman	31.540
17	38	H. Soomer	39.533
18	94	M. Di Meglio	39.567
19	78	H. Okubo	40.101
20	96	A. Irwin	51.236
21	74	J. van Sikkelerus	54.428
22	29	T. Collins	56.055

25/03/2018

These data/results cannot be reproduced, stored and/or transmitted in whole or in part by any manner of electronic, mechanical, photocopying, recording, broadcasting or otherwise now known or herein after developed without the previous express consent by the copyright owner, except for reproduction in daily press and regular printed publications on sale to the public within 60 days of the event related to those data/results and always provided that copyright symbol appears together as follows below.

© DORNA WSBK ORGANIZATION Srl 2018

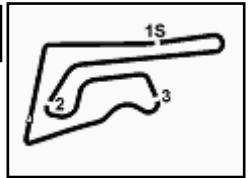
FCR PERUGIA TIMING



Official Tyre Supplier



Official Timekeeper



Thai Round, 23-24-25 March 2018

World Supersport - Best Sectors & Speed Race

RESULTS

Pos	Rank	Name	Motorcycle	Laps
1	21	R. KRUMMENACHER	Yamaha YZF R6	Laps 17
2	144	L. MAHIAS	Yamaha YZF R6	0.048
3	64	F. CARICASULO	Yamaha YZF R6	1.213
4	11	S. CORTESE	Yamaha YZF R6	2.917
5	99	T. WAROKORN	Kawasaki ZX-6R	9.100
6	13	A. WEST	Kawasaki ZX-6R	11.426
7	3	R. DE ROSA	MV Agusta F3 675	11.583
8	5	R. WILAIROT	Yamaha YZF R6	12.188
9	66	N. TUULI	Honda CBR600RR	19.454
10	81	L. STAPLEFORD	Triumph Daytona 675	20.675
11	36	T. GRADINGER	Yamaha YZF R6	21.027
12	4	J. KENNEDY	Triumph Daytona 675	22.087
13	84	L. CRESSON	Yamaha YZF R6	23.863
14	24	D. KRAISART	Yamaha YZF R6	23.887
15	86	A. BADOVINI	MV Agusta F3 675	24.206
16	25	A. KAMARUZAMAN	Kawasaki ZX-6R	31.540
17	38	H. SOOMER	Honda CBR600RR	39.533
18	94	M. DI MEGLIO	Yamaha YZF R6	39.567
19	78	H. OKUBO	Kawasaki ZX-6R	40.101
20	96	A. IRWIN	Honda CBR600RR	51.236
21	74	J. VAN SIKKELERUS	Honda CBR600RR	54.428
22	29	T. COLLINS	Kawasaki ZX-6R	56.055
RET	16	J. CLUZEL	Yamaha YZF R6	5 Laps
RET	111	K. SMITH	Honda CBR600RR	12 Laps
RET	83	L. EPIS	Kawasaki ZX-6R	14 Laps
RET	10	N. CALERO	Kawasaki ZX-6R	15 Laps

SPEED

Pos	Rank	Name	Motorcycle	Time
1	84	L. CRESSON	Yamaha YZF R6	270.0
2	99	T. WAROKORN	Kawasaki ZX-6R	268.0
3	66	N. TUULI	Honda CBR600RR	267.3
4	36	T. GRADINGER	Yamaha YZF R6	266.7
5	86	A. BADOVINI	MV Agusta F3 675	266.0
6	111	K. SMITH	Honda CBR600RR	264.7
7	3	R. DE ROSA	MV Agusta F3 675	264.1
8	5	R. WILAIROT	Yamaha YZF R6	264.1
9	16	J. CLUZEL	Yamaha YZF R6	264.1
10	21	R. KRUMMENACHER	Yamaha YZF R6	264.1
11	64	F. CARICASULO	Yamaha YZF R6	264.1
12	81	L. STAPLEFORD	Triumph Daytona 675	263.4
13	78	H. OKUBO	Kawasaki ZX-6R	263.4
14	144	L. MAHIAS	Yamaha YZF R6	263.4
15	25	A. KAMARUZAMAN	Kawasaki ZX-6R	263.4
16	4	J. KENNEDY	Triumph Daytona 675	262.8
17	11	S. CORTESE	Yamaha YZF R6	262.8
18	38	H. SOOMER	Honda CBR600RR	262.8
19	13	A. WEST	Kawasaki ZX-6R	260.9
20	94	M. DI MEGLIO	Yamaha YZF R6	260.9
21	24	D. KRAISART	Yamaha YZF R6	259.6
22	83	L. EPIS	Kawasaki ZX-6R	259.6
23	96	A. IRWIN	Honda CBR600RR	259.0
24	74	J. VAN SIKKELERUS	Honda CBR600RR	257.8
25	29	T. COLLINS	Kawasaki ZX-6R	257.1
26	10	N. CALERO	Kawasaki ZX-6R	256.5

SEG. 1

1	64	F. CARICASULO	20.925
2	21	R. KRUMMENACHER	21.120
3	16	J. CLUZEL	21.129
4	84	L. CRESSON	21.135
5	11	S. CORTESE	21.154
6	5	R. WILAIROT	21.155
7	36	T. GRADINGER	21.201
8	99	T. WAROKORN	21.221
9	144	L. MAHIAS	21.245
10	81	L. STAPLEFORD	21.248
11	3	R. DE ROSA	21.292
12	78	H. OKUBO	21.303
13	66	N. TUULI	21.321
14	4	J. KENNEDY	21.338
15	13	A. WEST	21.355
16	24	D. KRAISART	21.390
17	111	K. SMITH	21.429
18	86	A. BADOVINI	21.451
19	83	L. EPIS	21.560
20	38	H. SOOMER	21.587
21	25	A. KAMARUZAMAN	21.625
22	96	A. IRWIN	21.663
23	94	M. DI MEGLIO	21.677
24	74	J. VAN SIKKELERUS	21.708
25	29	T. COLLINS	21.757
26	10	N. CALERO	21.890

SEG. 2

1	16	J. CLUZEL	28.166
2	21	R. KRUMMENACHER	28.341
3	11	S. CORTESE	28.380
4	64	F. CARICASULO	28.383
5	144	L. MAHIAS	28.383
6	36	T. GRADINGER	28.386
7	99	T. WAROKORN	28.478
8	13	A. WEST	28.493
9	78	H. OKUBO	28.530
10	3	R. DE ROSA	28.543
11	5	R. WILAIROT	28.544
12	84	L. CRESSON	28.544
13	24	D. KRAISART	28.694
14	25	A. KAMARUZAMAN	28.748
15	66	N. TUULI	28.762
16	86	A. BADOVINI	28.762
17	81	L. STAPLEFORD	28.768
18	4	J. KENNEDY	28.787
19	83	L. EPIS	28.787
20	111	K. SMITH	28.834
21	38	H. SOOMER	28.911
22	74	J. VAN SIKKELERUS	29.020
23	29	T. COLLINS	29.130
24	94	M. DI MEGLIO	29.142
25	96	A. IRWIN	29.193
26	10	N. CALERO	29.206

SEG. 3

1	144	L. MAHIAS	23.526
2	11	S. CORTESE	23.538
3	64	F. CARICASULO	23.568
4	21	R. KRUMMENACHER	23.597
5	13	A. WEST	23.617
6	3	R. DE ROSA	23.663
7	16	J. CLUZEL	23.698
8	99	T. WAROKORN	23.732
9	5	R. WILAIROT	23.759
10	81	L. STAPLEFORD	23.777
11	4	J. KENNEDY	23.802
12	78	H. OKUBO	23.821
13	24	D. KRAISART	23.856
14	111	K. SMITH	23.872
15	94	M. DI MEGLIO	23.879
16	66	N. TUULI	23.897
17	86	A. BADOVINI	23.909
18	36	T. GRADINGER	23.922
19	25	A. KAMARUZAMAN	23.967
20	38	H. SOOMER	24.028
21	10	N. CALERO	24.050
22	74	J. VAN SIKKELERUS	24.059
23	84	L. CRESSON	24.062
24	83	L. EPIS	24.072
25	96	A. IRWIN	24.219
26	29	T. COLLINS	24.327

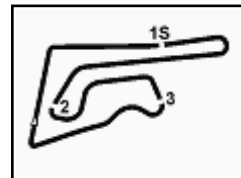
SEG. 4

1	11	S. CORTESE	24.312
2	21	R. KRUMMENACHER	24.321
3	144	L. MAHIAS	24.360
4	64	F. CARICASULO	24.372
5	3	R. DE ROSA	24.389
6	99	T. WAROKORN	24.434
7	5	R. WILAIROT	24.438
8	13	A. WEST	24.442
9	81	L. STAPLEFORD	24.463
10	16	J. CLUZEL	24.487
11	78	H. OKUBO	24.492
12	66	N. TUULI	24.515
13	36	T. GRADINGER	24.518
14	4	J. KENNEDY	24.542
15	86	A. BADOVINI	24.559
16	24	D. KRAISART	24.603
17	84	L. CRESSON	24.652
18	25	A. KAMARUZAMAN	24.740
19	38	H. SOOMER	24.755
20	111	K. SMITH	24.771
21	94	M. DI MEGLIO	24.772
22	96	A. IRWIN	24.788
23	74	J. VAN SIKKELERUS	24.904
24	83	L. EPIS	24.920
25	29	T. COLLINS	25.065
26	10	N. CALERO	25.719

25/03/2018

These data/results cannot be reproduced, stored and/or transmitted in whole or in part by any manner of electronic, mechanical, photocopying, recording, broadcasting or otherwise now known or herein after developed without the previous express consent by the copyright owner, except for reproduction in daily press and regular printed publications on sale to the public within 60 days of the event related to those data/results and always provided that copyright symbol appears together as follows below.

© DORNA WSBK ORGANIZATION Srl 2018



Buriram 4.554 m

Thai Round, 23-24-25 March 2018

World Supersport - Chronological Analysis Race

Start at 14:30'54.107

1 / 4

1° 21 R. KRUMMENACHER (1'37.620)							
Lap	Seg.1	Seg.2	Seg.3	Seg.4	Lap Time	km/h	Local Time
1		28.932	23.857	24.612	1'40.860	257,1	14:32'34.967
2	21.407	28.520	23.597	24.431	1'37.955	263,4	14:34'12.922
3	21.313	28.498	23.867	24.372	1'38.050	262,8	14:35'50.972
4	21.208	28.429	23.745	24.437	1'37.819	264,1	14:37'28.791
5	21.159	28.758	23.901	24.533	1'38.351	264,1	14:39'07.142
6	21.289	28.341	23.727	24.327	1'37.684	260,9	14:40'44.826
7	21.215	28.468	23.650	24.321	1'37.654	260,2	14:42'22.480
8	21.200	28.391	23.707	24.336	1'37.634	262,8	14:44'00.114
9	21.120	28.829	23.754	24.563	1'38.266	264,1	14:45'38.380
10	21.227	28.746	23.730	24.423	1'38.126	260,9	14:47'16.506
11	21.156	28.377	23.652	24.435	1'37.620	262,8	14:48'54.126
12	21.232	28.556	23.822	24.420	1'38.030	259,6	14:50'32.156
13	21.154	28.381	24.088	24.615	1'38.238	258,4	14:52'10.394
14	21.412	28.444	23.862	24.423	1'38.141	256,5	14:53'48.535
15	21.525	28.563	23.894	24.438	1'38.420	255,9	14:55'26.955
16	21.472	28.454	23.896	24.381	1'38.203	256,5	14:57'05.158
17	21.551	28.432	23.862	24.956	1'38.801	255,9	14:58'43.959

3	21.399	28.585	23.622	24.324	1'37.930	259,6	14:35'51.905
4	21.373	28.565	23.538	24.371	1'37.847	261,5	14:37'29.752
5	21.366	28.536	23.586	24.312	1'37.800	260,2	14:39'07.552
6	21.221	28.559	23.645	24.367	1'37.792	262,1	14:40'45.344
7	21.297	28.380	23.605	24.376	1'37.658	259,6	14:42'23.002
8	21.154	28.406	23.562	24.520	1'37.642	262,8	14:44'00.644
9	21.291	28.603	23.600	24.553	1'38.047	259,6	14:45'38.691
10	21.266	28.725	23.703	24.654	1'38.348	260,9	14:47'17.039
11	21.444	28.544	23.561	24.446	1'37.995	260,2	14:48'55.034
12	21.378	28.481	23.644	24.420	1'37.923	260,2	14:50'32.957
13	21.222	28.466	23.834	24.470	1'37.992	260,9	14:52'10.949
14	21.400	28.693	23.888	24.581	1'38.562	262,8	14:53'49.511
15	21.450	28.803	24.239	24.637	1'39.129	254,1	14:55'28.640
16	21.286	28.757	23.817	24.595	1'38.455	256,5	14:57'07.095
17	21.288	28.532	23.804	26.157	1'39.781	260,2	14:58'46.876

2° 144 L. MAHIAS (1'37.679)							
Lap	Seg.1	Seg.2	Seg.3	Seg.4	Lap Time	km/h	Local Time
1		29.040	23.800	24.559	1'40.359	252,9	14:32'34.466
2	21.338	28.500	23.623	24.521	1'37.982	262,1	14:34'12.448
3	21.286	28.469	23.648	24.360	1'37.763	263,4	14:35'50.211
4	21.245	28.505	23.631	24.530	1'37.911	261,5	14:37'28.122
5	21.285	28.392	23.633	24.369	1'37.679	256,5	14:39'05.801
6	21.334	28.483	23.551	24.520	1'37.888	259,0	14:40'43.689
7	21.318	28.475	23.663	24.449	1'37.905	258,4	14:42'21.594
8	21.375	28.502	23.526	24.450	1'37.853	256,5	14:43'59.447
9	21.394	28.643	23.737	24.488	1'38.262	252,9	14:45'37.709
10	21.387	28.731	23.629	24.495	1'38.242	253,5	14:47'15.951
11	21.279	28.459	23.692	24.521	1'37.951	259,0	14:48'53.902
12	21.408	28.465	23.622	24.520	1'38.015	256,5	14:50'31.917
13	21.419	28.649	23.948	24.611	1'38.627	255,9	14:52'10.544
14	21.413	28.448	23.850	24.536	1'38.247	259,6	14:53'48.791
15	21.376	28.680	23.831	24.548	1'38.435	260,2	14:55'27.226
16	21.364	28.515	23.873	24.617	1'38.369	259,0	14:57'05.595
17	21.510	28.383	23.655	24.864	1'38.412	256,5	14:58'44.007

5° 99 T. WAROKORN (1'38.181)							
Lap	Seg.1	Seg.2	Seg.3	Seg.4	Lap Time	km/h	Local Time
1		29.710	24.474	24.667	1'42.370	248,8	14:32'36.477
2	21.221	28.880	23.905	24.550	1'38.556	268,0	14:34'15.033
3	21.274	28.760	23.904	24.534	1'38.472	262,8	14:35'53.505
4	21.353	28.565	23.732	24.531	1'38.181	264,1	14:37'31.686
5	21.278	28.607	24.007	24.491	1'38.383	262,1	14:39'10.069
6	21.352	28.807	24.292	24.638	1'39.089	260,9	14:40'49.158
7	21.309	28.703	23.796	24.552	1'38.360	255,9	14:42'27.518
8	21.277	28.519	24.048	24.434	1'38.278	260,2	14:44'05.796
9	21.276	28.668	24.036	24.476	1'38.456	259,0	14:45'44.252
10	21.309	28.478	23.920	24.479	1'38.186	259,0	14:47'22.438
11	21.292	28.708	24.052	24.700	1'38.752	263,4	14:49'01.190
12	21.291	28.620	24.035	24.465	1'38.411	258,4	14:50'39.601
13	21.439	28.577	24.102	24.463	1'38.581	256,5	14:52'18.182
14	21.391	28.618	24.045	24.505	1'38.559	256,5	14:53'56.741
15	21.529	28.704	24.058	24.515	1'38.806	255,9	14:55'35.547
16	21.501	28.608	24.005	24.551	1'38.665	255,9	14:57'14.212
17	21.531	28.640	24.156	24.520	1'38.847	255,3	14:58'53.059

3° 64 F. CARICASULO (1'37.754)							
Lap	Seg.1	Seg.2	Seg.3	Seg.4	Lap Time	km/h	Local Time
1		28.897	23.793	24.543	1'40.155	260,9	14:32'34.262
2	21.304	28.542	23.722	24.436	1'38.004	262,8	14:34'12.266
3	21.327	28.463	23.910	24.544	1'38.244	262,8	14:35'50.510
4	21.286	28.396	23.592	24.581	1'37.855	262,8	14:37'28.365
5	21.294	28.455	23.641	24.372	1'37.762	263,4	14:39'06.127
6	21.260	28.488	23.568	24.438	1'37.754	262,8	14:40'43.881
7	21.340	28.475	23.697	24.480	1'37.992	262,1	14:42'21.873
8	21.296	28.450	23.744	24.474	1'37.964	262,1	14:43'59.837
9	21.262	28.682	23.819	24.489	1'38.252	264,1	14:45'38.089
10				24.770	1'38.187		14:47'16.276
11	21.004	28.809	23.652	24.792	1'38.257	259,0	14:48'54.533
12	20.925	28.556	23.822	24.730	1'38.033	259,6	14:50'32.566
13	20.994	28.675	23.948	24.651	1'38.268	258,4	14:52'10.834
14	21.373	28.448	23.870	24.808	1'38.499	259,6	14:53'49.333
15	21.184	28.680	23.881	25.230	1'38.975	260,2	14:55'28.308
16	21.182	28.515	23.873	24.803	1'38.373	259,0	14:57'06.681
17	21.324	28.383	23.655	25.129	1'38.491	256,5	14:58'45.172

6° 13 A. WEST (1'38.295)							
Lap	Seg.1	Seg.2	Seg.3	Seg.4	Lap Time	km/h	Local Time
1		29.806	24.327	24.841	1'42.640	252,3	14:32'36.747
2	21.663	28.861	23.842	24.510	1'38.876	257,8	14:34'15.623
3	21.518	28.742	23.711	24.546	1'38.517	258,4	14:35'54.140
4	21.544	28.792	23.662	24.539	1'38.537	259,0	14:37'32.677
5	21.502	28.758	23.640	24.546	1'38.446	257,1	14:39'11.123
6	21.475	28.682	23.617	24.633	1'38.407	256,5	14:40'49.530
7	21.477	28.640	23.667	24.511	1'38.295	257,8	14:42'27.825
8	21.355	28.618	23.958	24.701	1'38.632	259,6	14:44'06.457
9	21.525	28.493	23.721	24.630	1'38.369	255,9	14:45'44.826
10	21.567	28.558	23.737	24.516	1'38.378	257,1	14:47'23.204
11	21.423	28.541	23.816	24.628	1'38.408	258,4	14:49'01.612
12	21.697	28.842	23.932	24.442	1'38.913	259,0	14:50'40.525
13	21.534	28.689	23.728	24.503	1'38.454	255,9	14:52'18.979
14	21.623	28.608	23.679	24.802	1'38.712	254,7	14:53'57.691
15	21.645	29.165	23.939	24.574	1'39.323	259,6	14:55'37.014
16	21.696	28.786	23.804	24.444	1'38.730	256,5	14:57'15.744
17	21.491	28.976	24.415	24.759	1'39.641	260,9	14:58'55.385

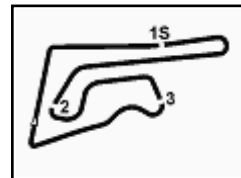
4° 11 S. CORTESE (1'37.642)							
Lap	Seg.1	Seg.2	Seg.3	Seg.4	Lap Time	km/h	Local Time
1		29.662	24.101	24.512	1'41.727	254,7	14:32'35.834
2	21.424	28.705	23.633	24.379	1'38.141	260,9	14:34'13.975

7° 3 R. DE ROSA (1'38.147)							
Lap	Seg.1	Seg.2	Seg.3	Seg.4	Lap Time	km/h	Local Time
1		29.901	24.690	24.930	1'43.626	261,5	14:32'37.733
2	21.517	29.160	24.018	24.672	1'39.367	264,1	14:34'17.100
3	21.470	28.579	23.795	24.545	1'38.389	260,2	14:35'55.489
4	21.360	28.861	23.782	24.516	1'38.519	262,8	14:37'34.008
5	21.440	28.698	23.720	24.389	1'38.247	258,4	14:39'12.255
6	21.438	28.575	23.663	24.493	1'38.169	259,0	14:40'50.424

25/03/2018 P = Pits In/Out - C = Lap Time Cancelled

These data/results cannot be reproduced, stored and/or transmitted in whole or in part by any manner of electronic, mechanical, photocopying, recording, broadcasting or otherwise now known or herein after developed without the previous express consent by the copyright owner, except for reproduction in daily press and regular printed publications on sale to the public within 60 days of the event related to those data/results and always provided that copyright symbol appears together as follows below.

© DORNA WSBK ORGANIZATION Srl 2018



Buriram 4.554 m

Thai Round, 23-24-25 March 2018

World Supersport - Chronological Analysis Race

Start at 14:30'54.107

2 / 4

7	21.476	28.598	23.702	24.440	1'38.216	259,0	14:42'28.640	11	21.491	29.062	24.185	24.772	1'39.510	258,4	14:49'09.830
8	21.320	28.576	23.756	24.495	1'38.147	260,2	14:44'06.787	12	21.345	29.013	24.347	24.532	1'39.237	259,0	14:50'49.067
9	21.292	28.796	24.190	24.542	1'38.820	262,8	14:45'45.607	13	21.313	28.991	24.104	24.773	1'39.181	259,0	14:52'28.248
10	21.409	28.616	23.838	24.570	1'38.433	257,1	14:47'24.040	14	21.426	29.175	23.978	24.681	1'39.260	255,9	14:54'07.508
11	21.544	28.777	23.766	24.607	1'38.694	256,5	14:49'02.734	15	21.512	28.838	24.008	24.591	1'38.949	257,8	14:55'46.457
12	21.470	28.567	23.932	24.450	1'38.419	259,0	14:50'41.153	16	21.510	28.990	23.954	24.463	1'38.917	260,9	14:57'25.374
13	21.328	28.744	23.917	24.441	1'38.430	263,4	14:52'19.583	17	21.584	28.896	23.913	24.867	1'39.260	253,5	14:59'04.634
14	21.452	28.543	23.742	24.573	1'38.310	256,5	14:53'57.893								
15	21.489	28.839	24.082	24.582	1'38.992	264,1	14:55'36.885								
16	21.731	28.745	23.791	24.396	1'38.663	253,5	14:57'15.548								
17	21.599	29.060	24.275	25.060	1'39.994	254,7	14:58'55.542								

8° 5 R. WILAIROT (1'38.231)							
Lap	Seg.1	Seg.2	Seg.3	Seg.4	Lap Time	km/h	Local Time
1		29.373	24.588	24.665	1'42.188	261,5	14:32'36.295
2	21.206	28.722	23.759	24.544	1'38.231	260,9	14:34'14.526
3	21.305	28.620	23.807	24.625	1'38.357	260,2	14:35'52.883
4	21.318	28.621	23.928	24.438	1'38.305	260,9	14:37'31.188
5	21.228	28.614	23.997	24.484	1'38.323	259,6	14:39'09.511
6	21.281	28.544	24.038	24.538	1'38.401	257,8	14:40'47.912
7	21.269	28.697	23.953	24.593	1'38.512	257,1	14:42'26.424
8	21.338	28.582	23.965	24.775	1'38.660	256,5	14:44'05.084
9	21.282	28.607	23.980	24.632	1'38.501	255,9	14:45'43.585
10	21.294	28.694	24.061	24.635	1'38.684	255,9	14:47'22.269
11	21.362	28.673	24.058	24.767	1'38.860	256,5	14:49'01.129
12	21.378	28.805	24.105	24.504	1'38.792	254,1	14:50'39.921
13	21.311	28.635	24.160	24.625	1'38.731	260,2	14:52'18.652
14	21.236	28.603	24.120	25.109	1'39.068	259,0	14:53'57.720
15	21.425	29.049	24.801	24.752	1'40.027	257,1	14:55'37.747
16	21.155	28.889	24.288	24.697	1'39.029	264,1	14:57'16.776
17	21.416	28.945	24.191	24.819	1'39.371	257,1	14:58'56.147

11° 36 T. GRADINGER (1'38.356)							
Lap	Seg.1	Seg.2	Seg.3	Seg.4	Lap Time	km/h	Local Time
1		30.151	24.568	24.828	1'43.959	251,2	14:32'38.066
2	21.490	28.985	24.351	24.615	1'39.441	262,8	14:34'17.507
3	21.386	29.091	24.099	24.795	1'39.371	266,7	14:35'56.878
4	21.617	28.998	24.155	24.614	1'39.384	266,7	14:37'36.262
5	21.353	28.386	23.922	24.695	1'38.356	262,8	14:39'14.618
6	21.278	28.852	24.084	24.606	1'38.820	266,0	14:40'53.438
7	21.201	28.963	24.216	24.518	1'38.898	265,4	14:42'32.336
8	21.280	28.975	23.974	24.723	1'38.952	264,1	14:44'11.288
9	21.263	28.897	24.034	24.593	1'38.787	260,2	14:45'50.075
10	21.475	28.859	24.077	24.696	1'39.107	257,8	14:47'29.182
11	21.578	28.758	24.060	24.743	1'39.139	259,0	14:49'08.321
12	21.607	28.703	24.181	24.937	1'39.428	256,5	14:50'47.749
13	22.367	28.879	24.286	24.665	1'40.197	256,5	14:52'27.946
14	21.578	28.852	24.144	24.814	1'39.388	259,6	14:54'07.334
15	21.619	28.639	24.108	24.656	1'39.022	261,5	14:55'46.356
16	21.570	28.910	24.234	24.638	1'39.352	260,2	14:57'25.708
17	21.534	28.859	24.085	24.800	1'39.278	261,5	14:59'04.986

12° 4 J. KENNEDY (1'38.812)							
Lap	Seg.1	Seg.2	Seg.3	Seg.4	Lap Time	km/h	Local Time
1		29.686	24.675	24.758	1'42.991	260,2	14:32'37.098
2	21.602	29.111	23.802	24.577	1'39.092	262,8	14:34'16.190
3	21.338	29.264	23.957	24.808	1'39.367	262,1	14:35'55.557
4	21.475	28.816	23.998	24.752	1'39.041	260,9	14:37'34.598
5	21.369	28.878	23.973	24.912	1'39.132	260,2	14:39'13.730
6	21.618	28.955	23.898	24.754	1'39.225	252,3	14:40'52.955
7	21.412	29.091	23.903	24.726	1'39.132	259,6	14:42'32.087
8	21.418	28.985	23.971	24.630	1'39.004	257,8	14:44'11.091
9	21.526	29.308	24.494	24.765	1'40.093	252,9	14:45'51.184
10	21.423	28.797	23.933	24.659	1'38.812	257,8	14:47'29.996
11	21.618	29.005	24.013	24.616	1'39.252	254,7	14:49'09.248
12	21.662	29.116	24.061	24.542	1'39.381	250,6	14:50'48.629
13	21.639	28.872	24.244	24.737	1'39.492	255,3	14:52'28.121
14	21.513	28.932	24.091	24.659	1'39.195	256,5	14:54'07.316
15	22.465	28.787	23.972	24.823	1'40.047	250,0	14:55'47.363
16	21.713	28.891	24.105	24.586	1'39.295	250,0	14:57'26.658
17	21.747	28.990	23.887	24.764	1'39.388	249,4	14:59'06.046

9° 66 N. TUULI (1'38.895)							
Lap	Seg.1	Seg.2	Seg.3	Seg.4	Lap Time	km/h	Local Time
1		29.936	24.393	24.860	1'43.263	258,4	14:32'37.370
2	21.420	29.434	23.897	24.673	1'39.424	267,3	14:34'16.794
3	21.352	28.762	24.288	24.632	1'39.034	259,6	14:35'55.828
4	21.582	28.885	23.920	24.600	1'38.987	261,5	14:37'34.815
5	21.321	28.914	23.969	24.691	1'38.895	264,1	14:39'13.710
6	21.552	28.889	23.922	24.695	1'39.058	257,1	14:40'52.768
7	21.539	28.954	23.959	24.649	1'39.101	255,9	14:42'31.869
8	21.572	28.887	23.972	24.574	1'39.005	255,3	14:44'10.874
9	21.568	29.223	24.108	24.772	1'39.671	252,9	14:45'50.545
10	21.442	28.995	24.002	24.661	1'39.100	255,9	14:47'29.645
11	21.519	28.954	23.916	24.587	1'38.976	260,2	14:49'08.621
12	21.544	28.856	23.966	24.637	1'39.003	256,5	14:50'47.624
13	21.550	28.889	24.078	24.599	1'39.116	252,9	14:52'26.740
14	21.594	29.009	24.064	24.515	1'39.182	253,5	14:54'05.922
15	21.661	28.939	23.958	24.658	1'39.216	251,7	14:55'45.138
16	21.646	28.918	24.056	24.540	1'39.160	252,9	14:57'24.298
17	21.602	28.934	23.941	24.638	1'39.115	252,3	14:59'03.413

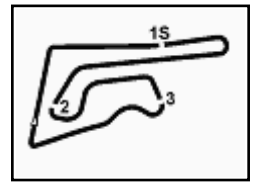
13° 84 L. CRESSON (1'38.681)							
Lap	Seg.1	Seg.2	Seg.3	Seg.4	Lap Time	km/h	Local Time
1		29.795	24.756	25.080	1'43.638	268,0	14:32'37.745
2	21.293	29.161	24.455	24.982	1'39.891	270,0	14:34'17.636
3	21.262	28.749	24.085	25.095	1'39.191	269,3	14:35'56.827
4	21.465	28.658	24.062	24.721	1'38.906	264,7	14:37'35.733
5	21.254	28.544	24.150	24.775	1'38.723	264,1	14:39'14.456
6	21.215	28.711	24.097	24.786	1'38.809	266,7	14:40'53.265
7	21.255	29.058	24.422	24.707	1'39.442	268,0	14:42'32.707
8	21.221	28.785	24.133	24.701	1'38.840	265,4	14:44'11.547
9	21.135	29.132	24.278	24.653	1'39.198	264,1	14:45'50.745
10	21.207	28.629	24.102	24.743	1'38.681	260,9	14:47'29.426
11	21.551	29.552	24.414	24.652	1'40.169	260,9	14:49'09.595
12	21.367	29.045	24.663	24.846	1'39.921	263,4	14:50'49.516
13	21.308	28.901	24.276	25.948	1'40.433	263,4	14:52'29.949
14	21.774	28.606	24.299	24.847	1'39.526	258,4	14:54'09.475

25/03/2018

P = Pits In/Out - C = Lap Time Cancelled

These data/results cannot be reproduced, stored and/or transmitted in whole or in part by any manner of electronic, mechanical, photocopying, recording, broadcasting or otherwise now known or herein after developed without the previous express consent by the copyright owner, except for reproduction in daily press and regular printed publications on sale to the public within 60 days of the event related to those data/results and always provided that copyright symbol appears together as follows below.

© DORNA WSBK ORGANIZATION Srl 2018



Buriram 4.554 m

Thai Round, 23-24-25 March 2018

World Supersport - Chronological Analysis Race

Start at 14:30'54.107

3 / 4

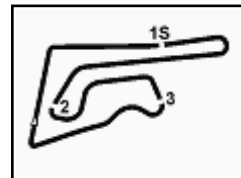
14° 24 D. KRAISART (1'38.994)								17° 38 H. SOOMER (1'39.612)							
Lap	Seg.1	Seg.2	Seg.3	Seg.4	Lap Time	km/h	Local Time	Lap	Seg.1	Seg.2	Seg.3	Seg.4	Lap Time	km/h	Local Time
1		29.593	24.548	24.910	1'42.792	259,6	14:32'36.899	1		30.442	25.293	25.270	1'45.725	240,0	14:32'39.832
2	21.504	29.147	23.856	24.603	1'39.110	254,7	14:34'16.009	2	21.721	29.006	24.420	25.007	1'40.154	259,0	14:34'19.986
3	21.401	29.269	23.872	24.609	1'39.151	259,0	14:35'55.160	3	21.667	29.824	24.368	25.096	1'40.955	262,8	14:36'00.941
4	21.557	28.977	24.022	24.731	1'39.287	257,8	14:37'34.447	4	21.587	29.418	24.463	25.168	1'40.636	261,5	14:37'41.577
5	21.422	28.848	24.570	24.880	1'39.720	259,0	14:39'14.167	5	21.803	29.191	24.312	24.927	1'40.233	257,8	14:39'21.810
6	21.571	29.012	24.574	24.800	1'39.957	257,8	14:40'54.124	6	21.843	28.911	24.180	24.802	1'39.736	256,5	14:41'01.546
7	21.560	28.901	24.128	24.846	1'39.435	256,5	14:42'33.559	7	21.755	28.919	24.251	24.889	1'39.814	255,3	14:42'41.360
8	21.540	28.927	24.100	24.699	1'39.266	255,9	14:44'12.825	8	21.832	29.198	24.144	24.755	1'39.929	255,3	14:44'21.289
9	21.585	28.959	24.147	24.841	1'39.532	253,5	14:45'52.357	9	21.709	28.958	24.175	24.770	1'39.612	254,1	14:46'00.901
10	21.561	28.803	24.227	24.727	1'39.318	255,9	14:47'31.675	10	21.714	29.019	24.028	24.865	1'39.626	255,9	14:47'40.527
11	21.706	29.026	24.062	24.802	1'39.596	254,1	14:49'11.271	11	21.606	29.186	24.153	24.914	1'39.859	257,1	14:49'20.386
12	21.595	28.863	24.180	24.921	1'39.559	253,5	14:50'50.830	12	22.023	29.142	24.270	24.884	1'40.319	255,9	14:51'00.705
13	21.706	28.977	24.194	24.810	1'39.687	254,1	14:52'30.517	13	21.777	29.105	24.357	25.118	1'40.357	254,7	14:52'41.062
14	21.720	28.809	24.358	24.680	1'39.567	257,1	14:54'10.084	14	21.980	29.102	24.356	24.971	1'40.409	253,5	14:54'21.471
15	21.582	28.694	24.030	24.688	1'38.994	255,9	14:55'49.078	15	22.014	29.201	24.320	24.965	1'40.500	252,3	14:56'01.971
16	21.633	28.812	24.318	24.725	1'39.488	255,9	14:57'28.566	16	21.990	29.148	24.632	25.327	1'41.097	252,9	14:57'43.068
17	21.390	28.766	24.265	24.759	1'39.180	257,8	14:59'07.746	17	21.918	29.129	24.180	25.197	1'40.424	255,3	14:59'23.492
15° 86 A. BADOVINI (1'38.836)								18° 94 M. DI MEGLIO (1'39.765)							
Lap	Seg.1	Seg.2	Seg.3	Seg.4	Lap Time	km/h	Local Time	Lap	Seg.1	Seg.2	Seg.3	Seg.4	Lap Time	km/h	Local Time
1		30.123	24.856	24.908	1'44.277	252,3	14:32'38.384	1		30.204	25.348	24.842	1'45.107	250,6	14:32'39.214
2	21.684	29.301	24.335	24.853	1'40.173	264,7	14:34'18.557	2	21.677	29.274	24.341	24.948	1'40.240	260,9	14:34'19.454
3	21.700	29.192	23.974	24.630	1'39.496	266,0	14:35'58.053	3	21.940	29.142	23.879	24.804	1'39.765	254,1	14:35'59.219
4	21.509	29.053	24.671	24.884	1'40.117	264,7	14:37'38.170	4	21.738	29.235	24.133	24.810	1'39.916	258,4	14:37'39.135
5	21.511	28.762	23.909	24.654	1'38.836	259,0	14:39'17.006	5	21.906	29.239	24.067	24.822	1'40.034	252,3	14:39'19.169
6	21.616	29.054	23.993	24.712	1'39.375	259,6	14:40'56.381	6	21.955	29.186	24.019	24.772	1'39.932	251,7	14:40'59.101
7	21.592	28.823	23.940	24.559	1'38.914	255,3	14:42'35.295	7	21.966	29.166	24.174	24.848	1'40.154	250,0	14:42'39.255
8	21.589	28.823	23.932	24.776	1'39.120	256,5	14:44'14.415	8	21.980	29.211	24.064	24.892	1'40.147	250,6	14:44'19.402
9	21.565	28.907	24.403	24.740	1'39.615	254,7	14:45'54.030	9	22.002	29.147	24.233	24.785	1'40.167	248,3	14:45'59.569
10	21.495	28.853	24.086	24.769	1'39.203	255,9	14:47'33.233	10	21.952	29.160	24.186	24.873	1'40.171	248,3	14:47'39.740
11	21.650	28.849	24.004	24.630	1'39.133	254,7	14:49'12.366	11	21.993	29.300	24.133	24.803	1'40.229	248,8	14:49'19.969
12	21.555	29.062	24.148	24.694	1'39.459	255,3	14:50'51.825	12	22.036	29.269	24.322	24.856	1'40.483	247,7	14:51'00.452
13	21.529	28.916	24.146	24.813	1'39.404	254,7	14:52'31.229	13	22.079	29.430	24.152	25.049	1'40.710	247,1	14:52'41.162
14	21.654	28.861	24.043	24.637	1'39.195	257,1	14:54'10.424	14	21.956	29.297	24.215	24.919	1'40.387	255,3	14:54'21.549
15	21.568	28.887	24.060	24.679	1'39.194	257,1	14:55'49.618	15	21.965	29.540	24.175	24.827	1'40.507	251,2	14:56'02.056
16	21.652	28.768	24.050	24.677	1'39.147	255,3	14:57'28.765	16	21.940	29.479	24.378	24.995	1'40.792	255,9	14:57'42.848
17	21.451	28.898	24.025	25.026	1'39.400	259,6	14:59'08.165	17	22.158	29.388	24.147	24.985	1'40.678	245,5	14:59'23.526
16° 25 A. KAMARUZAMAN (1'39.315)								19° 78 H. OKUBO (1'38.305)							
Lap	Seg.1	Seg.2	Seg.3	Seg.4	Lap Time	km/h	Local Time	Lap	Seg.1	Seg.2	Seg.3	Seg.4	Lap Time	km/h	Local Time
1		29.966	24.657	25.171	1'44.061	260,9	14:32'38.168	1		29.315	24.130	24.820	1'41.920	254,7	14:32'36.027
2	21.743	29.001	24.227	24.865	1'39.836	263,4	14:34'18.004	2	21.472	28.930	23.936	24.513	1'38.851	260,9	14:34'14.878
3	21.692	28.913	24.012	24.803	1'39.420	261,5	14:35'57.424	3	21.395	28.603	23.825	24.521	1'38.344	262,1	14:35'53.222
4	21.823	29.250	24.069	24.799	1'39.941	258,4	14:37'37.365	4	21.309	28.607	23.821	24.568	1'38.305	262,8	14:37'31.527
5	21.671	28.886	23.967	24.791	1'39.315	258,4	14:39'16.680	5	21.303	28.530	23.837	25.016	1'38.686	261,5	14:39'10.213
6	21.765	29.510	24.286	24.949	1'40.510	257,1	14:40'57.190	6	21.472	28.595	24.062	24.652	1'38.781	262,1	14:40'48.994
7	21.625	28.748	24.198	24.904	1'39.475	258,4	14:42'36.665	7	21.413	28.536	23.893	24.582	1'38.424	257,1	14:42'27.418
8	21.710	29.007	24.231	24.941	1'39.889	255,9	14:44'16.554	8	21.362	28.700	24.148	24.544	1'38.754	259,0	14:44'06.172
9	21.689	29.043	24.200	24.740	1'39.672	253,5	14:45'56.226	9	21.319	28.558	23.958	24.542	1'38.377	260,2	14:45'44.549
10	21.678	28.896	24.140	24.838	1'39.552	254,7	14:47'35.778	10	21.444	28.593	23.828	24.545	1'38.410	258,4	14:47'22.959
11	21.656	28.937	24.068	24.869	1'39.530	255,9	14:49'15.308	11	21.303	28.633	23.892	24.971	1'38.799	260,2	14:49'01.758
12	21.676	29.135	24.348	24.791	1'39.950	254,1	14:50'55.258	12	21.482	28.866	24.232	24.547	1'39.127	260,2	14:50'40.885
13	21.764	29.002	24.358	24.908	1'40.032	255,3	14:52'35.290	13	21.423	28.889	24.247	24.542	1'39.101	260,9	14:52'19.986
14	21.844	29.121	24.312	24.810	1'40.087	254,7	14:54'15.377	14	21.322	28.658	23.871	24.492	1'38.343	262,1	14:53'58.329
15	21.853	29.089	24.483	24.988	1'40.413	253,5	14:55'55.790	15	21.376	28.797	24.195	24.610	1'38.978	261,5	14:55'37.307
16	21.929	29.146	24.140	24.805	1'40.020	251,2	14:57'35.810	16	21.388	29.260	24.290	24.712	1'39.650	257,8	14:57'16.957
17	21.766	28.860	24.201	24.862	1'39.689	252,9	14:59'15.499	17	21.344	28.620	23.964	53.175	2'07.103	263,4	14:59'24.060
20° 96 A. IRWIN (1'40.077)															
Lap	Seg.1	Seg.2	Seg.3	Seg.4	Lap Time	km/h	Local Time	Lap	Seg.1	Seg.2	Seg.3	Seg.4	Lap Time	km/h	Local Time
1								1		30.257	25.066	24.923	1'44.951	255,9	14:32'39.058
2								2	21.695	29.249	24.674	24.978	1'40.596	259,0	14:34'19.654

25/03/2018

P = Pits In/Out - C = Lap Time Cancelled

These data/results cannot be reproduced, stored and/or transmitted in whole or in part by any manner of electronic, mechanical, photocopying, recording, broadcasting or otherwise now known or herein after developed without the previous express consent by the copyright owner, except for reproduction in daily press and regular printed publications on sale to the public within 60 days of the event related to those data/results and always provided that copyright symbol appears together as follows below.

© DORNA WSBK ORGANIZATION Srl 2018



Buriram 4.554 m

Thai Round, 23-24-25 March 2018 World Supersport - Chronological Analysis Race

Start at 14:30'54.107

4 / 4

3	21.766	29.458	24.219	24.945	1'40.388	256,5	14:36'00.042	7	21.304	28.340	23.765	24.521	1'37.930	261,5	14:42'21.429
4	21.831	29.575	24.509	25.084	1'40.999	254,7	14:37'41.041	8	21.254	28.389	23.702	24.920	1'38.265	261,5	14:43'59.694
5	21.728	29.391	24.439	25.279	1'40.837	252,3	14:39'21.878	9	21.269	28.627	23.802	24.550	1'38.248	264,1	14:45'37.942
6	21.891	29.236	24.227	24.838	1'40.192	251,7	14:41'02.070	10	21.129	28.359	23.819	24.540	1'37.847	264,1	14:47'15.789
7	21.663	29.221	24.405	24.788	1'40.077	252,9	14:42'42.147	11	21.263	28.362	23.813	24.544	1'37.982	261,5	14:48'53.771
8	21.775	29.193	24.362	24.889	1'40.219	252,9	14:44'22.366	12	21.348	28.332	23.766	24.519	1'37.965	260,2	14:50'31.736
9	21.872	29.785	24.273	24.922	1'40.852	250,6	14:46'03.218								
10	21.860	29.476	24.467	25.006	1'40.809	250,6	14:47'44.027								
11	21.948	29.704	24.446	25.045	1'41.143	250,6	14:49'25.170								
12	21.906	29.514	24.620	25.156	1'41.196	249,4	14:51'06.366								
13	21.915	29.653	24.638	25.166	1'41.372	249,4	14:52'47.738								
14	21.957	29.599	24.659	25.283	1'41.498	249,4	14:54'29.236								
15	22.048	29.510	25.023	25.187	1'41.768	247,1	14:56'11.004								
16	22.054	29.951	24.835	25.124	1'41.964	246,0	14:57'52.968								
17	22.077	29.960	24.912	25.278	1'42.227	247,7	14:59'35.195								

RET 111 K. SMITH (1'39.467)							
Lap	Seg.1	Seg.2	Seg.3	Seg.4	Lap Time	km/h	Local Time
1		29.738	24.437	24.771	1'42.839	261,5	14:32'36.946
2	21.479	29.531	23.872	25.477	1'40.359	264,7	14:34'17.305
3	21.429	29.100	24.048	24.890	1'39.467	260,9	14:35'56.772
4	21.649	29.059	25.608	25.186	1'41.502	264,1	14:37'38.274
5	21.589	28.834			2'05.809P	262,1	14:39'44.083

21° 74 J. VAN SIKKELERUS (1'40.045)							
Lap	Seg.1	Seg.2	Seg.3	Seg.4	Lap Time	km/h	Local Time
1		30.464	25.247	25.431	1'46.023	241,6	14:32'40.130
2	21.718	29.333	24.108	25.106	1'40.265	256,5	14:34'22.395
3	21.708	29.244	24.099	25.013	1'40.064	257,8	14:36'00.459
4	21.735	29.533	24.480	25.517	1'41.265	255,9	14:37'41.724
5	21.815	29.497	24.271	25.117	1'40.700	257,1	14:39'22.424
6	21.812	29.141	24.059	25.033	1'40.045	253,5	14:41'02.469
7	21.799	29.226	24.147	25.042	1'40.214	250,6	14:42'42.683
8	22.153	29.337	24.177	26.223	1'41.890	247,1	14:44'24.573
9	22.686	30.010	24.591	25.477	1'42.764	243,2	14:46'07.337
10	22.217	29.478	24.276	25.551	1'41.522	246,0	14:47'48.859
11	22.153	29.456	24.476	25.226	1'41.311	245,5	14:49'30.170
12	22.104	29.589	24.500	25.359	1'41.552	244,9	14:51'11.722
13	22.202			25.255	1'44.076	243,8	14:52'55.798
14	22.061	29.181	24.268	25.052	1'40.562	248,3	14:54'36.360
15	22.006	29.020	24.201	24.981	1'40.208	248,8	14:56'16.568
16	21.835	29.274	24.481	24.904	1'40.494	249,4	14:57'57.062
17	22.100	29.466	24.443	25.316	1'41.325	245,5	14:59'38.387

RET 83 L. EPIS (1'39.744)							
Lap	Seg.1	Seg.2	Seg.3	Seg.4	Lap Time	km/h	Local Time
1		30.364	24.760	25.041	1'44.617	244,3	14:32'38.724
2	21.560	29.336	24.752	24.992	1'40.640	259,6	14:34'19.364
3	21.965	28.787	24.072	24.920	1'39.744	258,4	14:35'59.108

RET 10 N. CALERO							
Lap	Seg.1	Seg.2	Seg.3	Seg.4	Lap Time	km/h	Local Time
1		30.441	25.126	25.719	1'46.690	239,5	14:32'40.797
2	21.890	29.206	24.050	1'28.782	2'43.928P	256,5	14:35'24.725

22° 29 T. COLLINS (1'40.628)							
Lap	Seg.1	Seg.2	Seg.3	Seg.4	Lap Time	km/h	Local Time
1		30.462	25.191	25.746	1'46.590	255,3	14:32'40.697
2	21.997	29.722	24.451	25.439	1'41.609	257,1	14:34'22.306
3	21.961	29.570	24.623	25.160	1'41.314	256,5	14:36'03.620
4	21.942	29.499	24.496	25.300	1'41.237	255,3	14:37'44.857
5	21.865	29.718	24.739	25.306	1'41.628	255,9	14:39'26.485
6	21.837	29.362	24.515	25.207	1'40.921	254,7	14:41'07.406
7	21.870	29.328	24.508	25.185	1'40.891	252,9	14:42'48.297
8	21.825	29.407	24.403	25.414	1'41.049	252,9	14:44'29.346
9	22.409	29.453	24.528	25.192	1'41.582	251,7	14:46'10.928
10	21.846	29.277	24.678	25.289	1'41.090	254,1	14:47'52.018
11	21.896	29.366	24.376	25.065	1'40.703	253,5	14:49'32.721
12	21.893	29.341	24.327	25.256	1'40.817	251,2	14:51'13.538
13	21.757	29.471	24.469	25.256	1'40.953	253,5	14:52'54.491
14	21.928	29.362	24.642	25.149	1'41.081	251,7	14:54'35.572
15	21.867	29.130	24.449	25.182	1'40.628	251,7	14:56'16.200
16	21.853	29.991	24.808	25.691	1'42.343	251,7	14:57'58.543
17	21.940	29.606	24.516	25.409	1'41.471	253,5	14:59'40.014

RET 16 J. CLUZEL (1'37.744)							
Lap	Seg.1	Seg.2	Seg.3	Seg.4	Lap Time	km/h	Local Time
1		28.618	23.801	24.650	1'39.956	262,1	14:32'34.063
2	21.358	28.389	23.698	24.487	1'37.932	262,1	14:34'11.995
3	21.299	28.491	23.728	24.515	1'38.033	262,1	14:35'50.028
4	21.268	28.346	23.771	24.526	1'37.911	262,8	14:37'27.939
5	21.266	28.252	23.726	24.500	1'37.744	262,1	14:39'05.683
6	21.300	28.166	23.852	24.498	1'37.816	261,5	14:40'43.499

25/03/2018

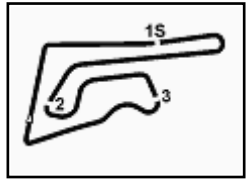
P = Pits In/Out - C = Lap Time Cancelled

These data/results cannot be reproduced, stored and/or transmitted in whole or in part by any manner of electronic, mechanical, photocopying, recording, broadcasting or otherwise now known or herein after developed without the previous express consent by the copyright owner, except for reproduction in daily press and regular printed publications on sale to the public within 60 days of the event related to those data/results and always provided that copyright symbol appears together as follows below.

© DORNA WSBK ORGANIZATION Srl 2018

FICR PERUGIA TIMING

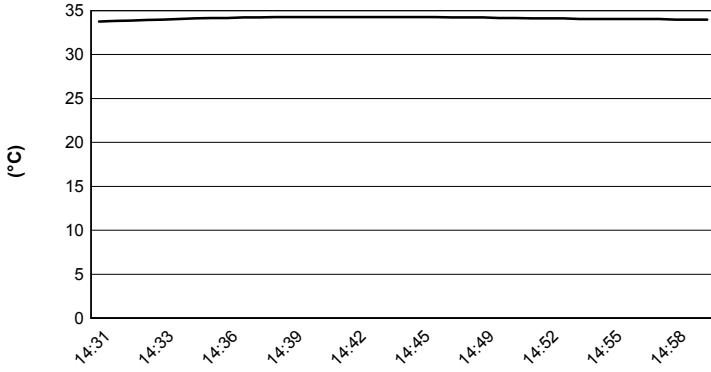




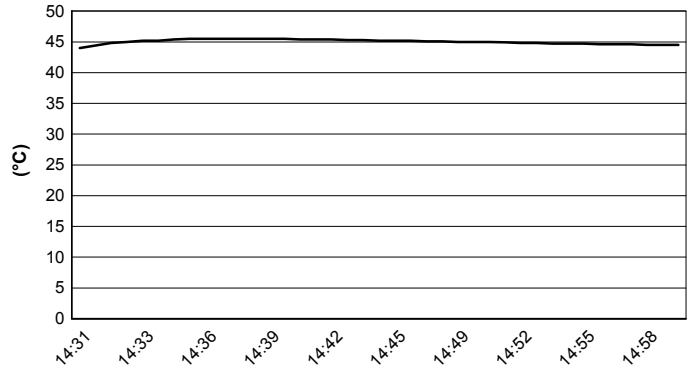
Buriram 4.554 m

Thai Round, 23-24-25 March 2018
World Supersport - Weather Report Race
 Session started 14:31 - Session ended 14:59

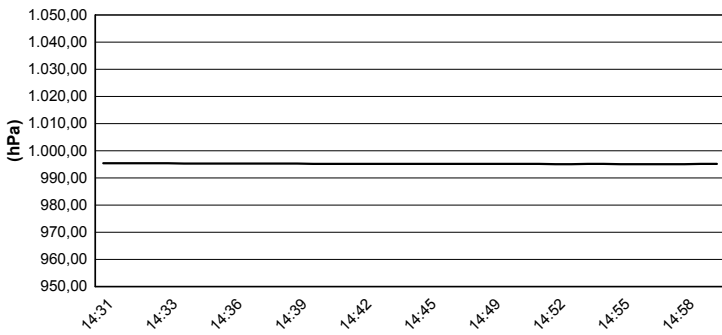
Air Temperature



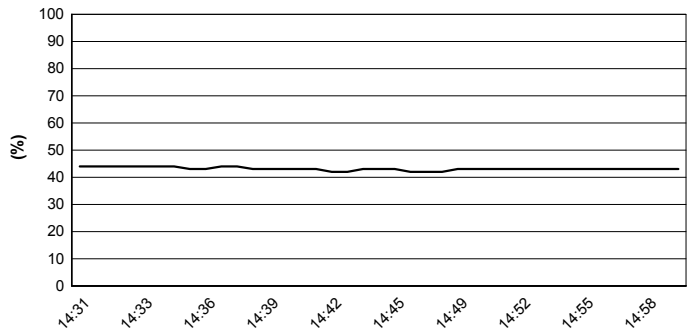
Track Temperature



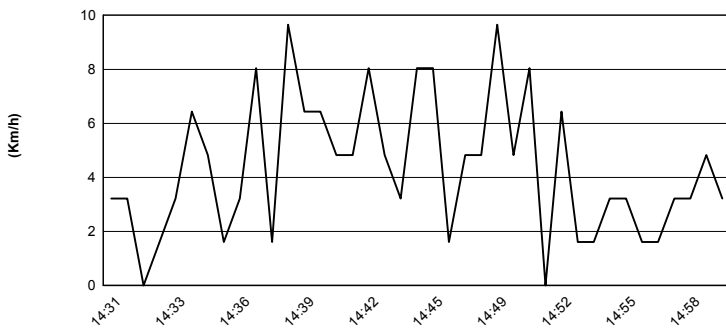
Air Pressure



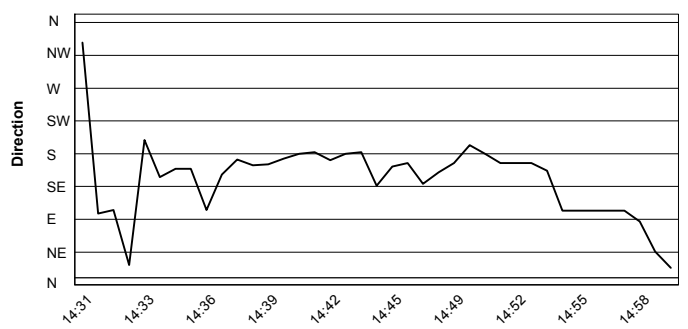
Humidity



Wind Speed



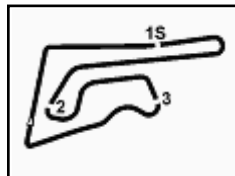
Wind Direction



25/03/2018

These data/results cannot be reproduced, stored and/or transmitted in whole or in part by any manner of electronic, mechanical, photocopying, recording, broadcasting or otherwise now known or herein after developed without the previous express consent by the copyright owner, except for reproduction in daily press and regular printed publications on sale to the public within 60 days of the event related to those data/results and always provided that copyright symbol appears together as follows below.

© DORNA WSBK ORGANIZATION Srl 2018



Thai Round, 23-24-25 March 2018

World Supersport - Championship Standings

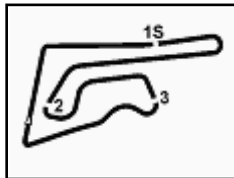
Points	Points From First	Points From Previous	February 25		March 25		April 15		April 22		May 13		May 27		June 10		July 8		September 16		September 25		October 14		October 27	
			PHILLIP ISLAND	BURIRAM	ARAGÓN	ASSEN	IMOLA	DONINGTON PARK	BRNO	MISANO	PORTIMAO	MAGNY COURS	VILLICUM	LOSAIL												
1	KRUMMENACHER Randy (SUI)	45	20 2	25 1																						
2	MAHIAS Lucas (FRA)	45 0	25 1	20 1																						
3	CARICASULO Federico (ITA)	29 16 16	13 4	16 3																						
4	CORTESE Sandro (GER)	29 16 0	16 3	13 3																						
5	DE ROSA Raffaele (ITA)	19 26 10	10 6	9 5																						
6	STAPLEFORD Luke (GBR)	17 28 2	11 5	6 6																						
7	TUULI Niki (FIN)	12 33 5	5 11	7 7																						
8	WAROKORN Thitipong (THA)	11 34 1		11 8																						
9	GRADINGER Thomas (AUT)	11 34 0	6 10	5 8																						
10	WEST Anthony (AUS)	10 35 1		10 10																						
11	CLUZEL Jules (FRA)	9 36 1	9 7	11																						
12	WILAIROT Ratthapong (THA)	8 37 1		8 12																						
13	SMITH Kyle (GBR)	8 37 0	8 8	12																						
14	BADOVINI Ayrton (ITA)	8 37 0	7 9	1 12																						
15	CRESSON Loris (BEL)	7 38 1	4 12	3 15																						
16	KENNEDY Jack (IRL)	4 41 3		4 16																						
17	SOFUOGLU Kenan (TUR)	3 42 1	3 13	17																						
18	KRAISART Decha (THA)	2 43 1		2 18																						
19	OKUBO Hikari (JPN)	2 43 0	2 14	18																						
20	TOPARIS Tom (AUS)	1 44 1	1 15	20																						

N. 24 (Kraisart D.) has been penalized to drop 1 position for infringement of the art.1.23.2 (overtaking under yellow flag)

25/03/2018 First Line: Championship Standings - Second Line: Ranking Progression

These data/results cannot be reproduced, stored and/or transmitted in whole or in part by any manner of electronic, mechanical, photocopying, recording, broadcasting or otherwise now known or herein after developed without the previous express consent by the copyright owner, except for reproduction in daily press and regular printed publications on sale to the public within 60 days of the event related to those data/results and always provided that copyright symbol appears together as follows below.

© DORNA WSBK ORGANIZATION Srl 2018



Buriram 4.554 m

Thai Round, 23-24-25 March 2018

World Supersport - Manufacturers Standings

	Points	Points From First	Points From Previous	February 25	March 25	April 15	April 22	May 13	May 27	June 10	July 8	September 16	September 25	October 14	October 27			
				PHILLIP ISLAND	BURIRAM	ARAGÓN	ASSEN	IMOLA	DONINGTON PARK	BRNO	MISANO	PORTIMÃO	MAGNY COURS	VILLICUM	LOSAIL			
1 YAMAHA	50			25 1	25 1													
2 MV AGUSTA	19	31		10 3	9 2													
3 TRIUMPH	17	33	2	11 2	6 3													
4 HONDA	15	35	2	8 4	7 4													
5 KAWASAKI	14	36	1	3 5	11 5													

25/03/2018

First Line: Championship Standings - Second Line: Ranking Progression

These data/results cannot be reproduced, stored and/or transmitted in whole or in part by any manner of electronic, mechanical, photocopying, recording, broadcasting or otherwise now known or herein after developed without the previous express consent by the copyright owner, except for reproduction in daily press and regular printed publications on sale to the public within 60 days of the event related to those data/results and always provided that copyright symbol appears together as follows below.

© DORNA WSBK ORGANIZATION Srl 2018

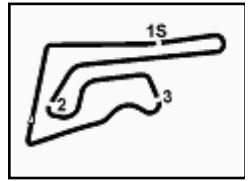
FICR PERUGIA TIMING



Official Tyre Supplier



Official Timekeeper



Buriram 4.554 m

Thai Round, 23-24-25 March 2018
World Supersport - Pirelli Best Laps Award

Points	Points From First	Points From Previous	February 25	March 25	April 15	April 22	May 13	May 27	June 10	July 8	September 16	September 25	October 14	October 27	
			PHILLIP ISLAND	BURIRAM	ARAGÓN	ASSEN	IMOLA	DONINGTON PARK	BRNO	MISANO	PORTIMÃO	MAGNY COURS	VILLICUM	LOSAIL	
Fastest Laps															
1 KRUMMENACHER Randy (SUI)	1			1											
2 CORTESE Sandro (GER)	1	0	1												

25/03/2018

These data/results cannot be reproduced, stored and/or transmitted in whole or in part by any manner of electronic, mechanical, photocopying, recording, broadcasting or otherwise now known or herein after developed without the previous express consent by the copyright owner, except for reproduction in daily press and regular printed publications on sale to the public within 60 days of the event related to those data/results and always provided that copyright symbol appears together as follows below.

© DORNA WSBK ORGANIZATION Srl 2018

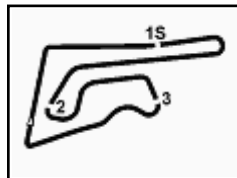
FKR PERUGIA TIMING



Official Tyre Supplier



Official Timekeeper



Buriram 4.554 m

Thai Round, 23-24-25 March 2018

World Supersport - Rider's Performance

	Points	Points From First	Points From Previous	February 25 PHILLIP ISLAND		March 25 BURIRAM		April 15 ARAGÓN		April 22 ASSEN		May 13 IMOLA		May 27 DONINGTON PARK		June 10 BRNO		July 8 MISANO		September 16 PORTIMÃO		September 25 MAGNY COURS		October 14 VILLICUM		October 27 LOSAIL							
				G	R	G	R	G	R	G	R	G	R	G	R	G	R	G	R	G	R	G	R	G	R	G	R	G	R	G	R	G	R
1 MAHIAS	45			1	1	1	2																										
2 KRUMMENACHER	45	0		7	2	5	1																										
3 CORTESE	29	16	16	4	3	4	4																										
4 CARICASULO	29	16	0	2	4	3	3																										
5 DE ROSA	19	26	10	8	6	12	7																										
6 STAPLEFORD	17	28	2	6	5	10	10																										
7 TUULI	12	33	5	15	11	18	9																										
8 GRADINGER	11	34	1	13	10	19	11																										
9 WAROKORN	11	34	0			8	5																										
10 WEST	10	35	1	5	Rt	6	6																										
11 CLUZEL	9	36	1	9	7	2	Rt																										
12 BADOVINI	8	37	1	10	9	16	15																										
13 WILAIROT	8	37	0			7	8																										
14 SMITH	8	37	0	11	8	11	Rt																										
15 CRESSON	7	38	1	14	12	15	13																										
16 KENNEDY	4	41	3			14	12																										
17 SOFUOGLU	3	42	1	3	13																												
18 OKUBO	2	43	1	12	14	9	19																										
19 KRAISART	2	43	0			13	14																										
20 TOPARIS	1	44	1	17	15																												

N. 24 (Kraisart D.) has been penalized to drop 1 position for infringement of the art.1.23.2 (overtaking under yellow flag)

G = Grid - 1 = Race 1 - 2 = Race 2

Ns = Did Not Start - Rt = Retired - Ex = Excluded

25/03/2018

These data/results cannot be reproduced, stored and/or transmitted in whole or in part by any manner of electronic, mechanical, photocopying, recording, broadcasting or otherwise now known or herein after developed without the previous express consent by the copyright owner, except for reproduction in daily press and regular printed publications on sale to the public within 60 days of the event related to those data/results and always provided that copyright symbol appears together as follows below.

© DORNA WSBK ORGANIZATION Srl 2018

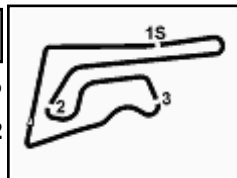
FICR PERUGIA TIMING



Official Tyre Supplier



Official Timekeeper



Thai Round, 23-24-25 March 2018

World Supersport - Best Laps & Speeds

No.	Rider Bike	Nat	Best Lap		FP1		FP2		FP3		SP1		SP2		WUP		RC	
			LL	SPD	LL	SPD	LL	SPD	LL	SPD	LL	SPD	LL	SPD	LL	SPD	LL	SPD
1	144 L. MAHIAS Yamaha YZF R6	FRA	1'36.738	75 263,4	1'37.469	16 258,3	1'37.592	17 259,6	1'37.456	11 258,3			1'36.738	6 258,9	1'37.722	8 258,9	17	263,4
2	16 J. CLUZEL Yamaha YZF R6	FRA	1'36.967	61 267,3	1'38.434	12 265,3	1'37.786	12 263,4	1'37.344	11 267,3			1'36.967	6 266,6	1'37.560	8 266,6	12	264,0
3	64 F. CARICASULO Yamaha YZF R6	ITA	1'37.235	81 266,0	1'38.219	20 259,6	1'37.692	20 263,4	1'37.857	9 264,7			1'37.235	7 260,8	1'37.859	8 266,0	17	264,0
4	11 S. CORTESE Yamaha YZF R6	GER	1'37.447	82 265,3	1'38.293	23 258,9	1'37.940	18 261,5	1'38.458	10 265,3			1'37.447	6 260,8	1'37.932	8 264,7	17	262,7
5	21 R. KRUMMENACHER Yamaha YZF R6	SUI	1'37.503	76 264,7	1'37.782	17 258,3	1'37.503	19 260,8	1'37.946	9 258,9			1'37.505	6 258,9	1'37.659	8 264,7	17	264,0
6	13 A. WEST Kawasaki ZX-6R	AUS	1'37.838	75 260,8	1'38.233	17 254,7	1'37.838	18 257,7	1'38.651	9 258,3			1'38.031	6 255,3	1'38.751	8 259,6	17	260,8
7	78 H. OKUBO Kawasaki ZX-6R	JPN	1'37.922	81 265,3	1'38.672	21 263,4	1'37.922	19 261,5	1'38.772	11 265,3			1'38.100	6 263,4	1'39.247	7 260,2	17	263,4
8	5 R. WILAIROT Yamaha YZF R6	THA	1'38.042	82 264,7	1'39.186	15 255,3	1'38.557	21 261,5	1'39.147	9 261,5	1'38.249		1'38.042	5 262,1	1'38.394	8 264,7	17	264,0
9	99 T. WAROKORN Kawasaki ZX-6R	THA	1'38.077	78 267,9	1'39.182	18 260,2	1'38.438	19 262,1	1'38.406	10 267,9			1'38.077	6 261,5	1'38.745	8 263,4	17	267,9
10	3 R. DE ROSA MV Agusta F3 675	ITA	1'38.112	72 265,3	1'38.391	19 260,8	1'38.112	18 265,3	1'39.553	4 257,1			1'38.417	6 257,1	1'38.835	8 265,3	17	264,0
11	81 L. STAPLEFORD Triumph Daytona 675	GBR	1'38.164	66 264,7	1'38.256	11 257,1	1'38.484	12 255,9	1'38.802	11 264,7			1'38.164	7 254,7	1'38.938	8 264,7	17	263,4
12	111 K. SMITH Honda CBR600RR	GBR	1'38.212	65 264,7	1'39.106	15 257,7	1'38.589	19 262,1	1'39.075	8 258,9	1'38.661		1'38.212	3 255,9	1'38.845	8 257,7	5	264,7
13	36 T. GRADINGER Yamaha YZF R6	AUT	1'38.356	75 266,6	1'39.254	15 260,8	1'38.945	18 260,8	1'38.810	11 262,7	1'39.054				1'38.856	8 262,1	17	266,6
14	24 D. KRAISART Yamaha YZF R6	THA	1'38.477	68 259,6	1'40.301	12 250,0	1'39.384	16 254,7	1'39.180	11 256,5	1'38.770				1'38.477	7 259,6	17	259,6
15	25 A. KAMARUZAMAN Kawasaki ZX-6R	MAS	1'38.519	79 264,7	1'38.824	19 260,8	1'38.519	19 262,1	1'38.973	10 260,8	1'38.943				1'39.756	8 264,7	17	263,4
16	66 N. TUULI Honda CBR600RR	FIN	1'38.569	77 267,3	1'38.804	18 259,6	1'38.569	17 258,3	1'38.685	10 257,7	1'38.959				1'38.749	8 266,0	17	267,3
17	86 A. BADOVINI MV Agusta F3 675	ITA	1'38.661	72 266,0	1'39.009	15 260,2	1'38.661	15 265,3	1'39.192	10 261,5	1'38.936				1'39.035	8 266,0	17	266,0
18	84 L. CRESSON Yamaha YZF R6	BEL	1'38.681	82 270,0	1'40.013	21 262,7	1'39.302	18 264,0	1'39.368	10 264,7	1'38.849				1'38.947	8 265,3	17	270,0
19	4 J. KENNEDY Triumph Daytona 675	IRL	1'38.783	65 262,7	1'38.945	13 253,5	1'38.783	14 260,2	1'39.251	7 252,3	1'38.785				1'38.964	7 262,1	17	262,7
20	94 M. DI MEGLIO Yamaha YZF R6	FRA	1'39.146	88 262,1	1'39.779	22 262,1	1'39.146	24 258,9	1'39.373	10 258,3	1'39.262				1'40.242	8 257,1	17	260,8
21	10 N. CALERO Kawasaki ZX-6R	ESP	1'39.298	58 259,6	1'40.310	18 256,5	1'39.298	18 258,3	1'39.591	9 259,6	1'39.671				1'39.746	7 259,6		
22	38 H. SOOMER Honda CBR600RR	EST	1'39.302	82 262,7	1'41.710	19 255,9	1'40.182	21 255,9	1'39.780	10 257,7	1'39.683				1'39.302	8 260,8	17	262,7
23	83 L. EPIS Kawasaki ZX-6R	AUS	1'39.473	59 260,2	1'40.586	19 255,9	1'39.851	15 256,5	1'39.748	9 257,1	1'39.473				1'40.309	6 260,2	3	259,6
24	74 J. VAN SIKKELERUS Honda CBR600RR	NED	1'39.501	75 257,7	1'39.684	20 251,7	1'40.066	20 254,1	1'39.920	10 257,7	1'39.501				1'40.691	2 252,3	17	257,7
25	96 A. IRWIN Honda CBR600RR	GBR	1'39.961	68 258,9	1'41.124	21 251,7	1'40.907	9 256,5	1'40.247	6 255,9	1'39.993				1'39.961	8 257,7	17	258,9

25/03/2018

These data/results cannot be reproduced, stored and/or transmitted in whole or in part by any manner of electronic, mechanical, photocopying, recording, broadcasting or otherwise now known or herein after developed without the previous express consent by the copyright owner, except for reproduction in daily press and regular printed publications on sale to the public within 60 days of the event related to those data/results and always provided that copyright symbol appears together as follows below.

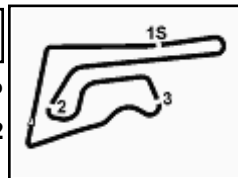
© DORNA WSBK ORGANIZATION Srl 2018

FICR PERUGIA TIMING


Official Tyre Supplier



Official Timekeeper



Buriram 4.554 m

Thai Round, 23-24-25 March 2018

World Supersport - Best Laps & Speeds

2 / 2

No.	Rider	Bike	Nat	Best Lap		FP1		FP2		FP3		SP1		SP2		WUP		RC	
				LL	SPD	LL	SPD	LL	SPD	LL	SPD	LL	SPD	LL	SPD	LL	SPD	LL	SPD
26	T. COLLINS		AUS	1'40.628		1'42.636		1'41.365		1'41.193		1'40.981				1'40.884		1'40.628	
	Kawasaki ZX-6R			81 258,3		19 254,7		19 256,5		11 257,7		7 258,3				8 254,7		17 257,1	

25/03/2018

These data/results cannot be reproduced, stored and/or transmitted in whole or in part by any manner of electronic, mechanical, photocopying, recording, broadcasting or otherwise now known or herein after developed without the previous express consent by the copyright owner, except for reproduction in daily press and regular printed publications on sale to the public within 60 days of the event related to those data/results and always provided that copyright symbol appears together as follows below.

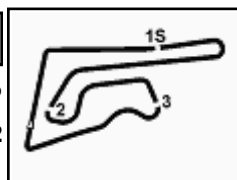
© DORNA WSBK ORGANIZATION Srl 2018

PIRELLI PERUGIA TIMING


Official Tyre Supplier



Official Timekeeper



Thai Round, 23-24-25 March 2018

World Supersport - Race Winners

	2015	2016	2017	2018
01 Phillip Island	Cluzel J. (Fra) Mva	Krummenacher R. (Sui) Kaw	Rolfo R. (Ita) Mva	Mahias L. (Fra) Yam
02 Chang	Wilairot R. (Tha) Hon	Cluzel J. (Fra) Mva	Caricasulo F. (Ita) Yam	Krummenacher R. (Sui) Yam
03 Motorland Aragon	Sofuoglu K. (Tur) Kaw	Sofuoglu K. (Tur) Kaw	Mahias L. (Fra) Yam	
04 TT Circuit Assen	Sofuoglu K. (Tur) Kaw	Smith K. (Gbr) Hon	Sofuoglu K. (Tur) Kaw	
05 Autodromo Imola	Sofuoglu K. (Tur) Kaw	Sofuoglu K. (Tur) Kaw	Sofuoglu K. (Tur) Kaw	
06 Donington Park	Sofuoglu K. (Tur) Kaw	Sofuoglu K. (Tur) Kaw	Sofuoglu K. (Tur) Kaw	
08 Misano World Circuit	Cluzel J. (Fra) Mva	Sofuoglu K. (Tur) Kaw	Sofuoglu K. (Tur) Kaw	
09 Portimão	Cluzel J. (Fra) Mva		Sofuoglu K. (Tur) Kaw	
10 Magny-Cours	Jacobsen P. (Usa) Hon	Cluzel J. (Fra) Mva	Tuuli N. (Fin) Yam	
12 Losail	Smith K. (Gbr) Hon	Smith K. (Gbr) Hon	Mahias L. (Fra) Yam	

2018

ALL TIMES

1 R. Krummenacher
1 L. Mahias

43 K. Sofuoglu
16 F. Foret
12 S. Charpentier
12 E. Laverty
12 J. Cluzel
11 K. Muggeridge
8 S. Lowes
7 A. Pitt
6 P. Casoli
6 K. Fujiwara
6 S. Chambon
6 J. Teuchert
6 B. Parkes
6 C. Davies
6 M. van der Mark

5 C. Crutchlow
4 J. Whitham
4 K. Curtain
4 C. Vermeulen
3 I. MacPherson
3 C. Kellner
3 L. Scassa
3 J. Lascorz
3 J. Rea
3 K. Smith
3 L. Mahias
2 R. Xaus
2 J. Brookes
2 A. West
2 P. Jacobsen

2 R. Krummenacher
2 F. Caricasulo
1 P. Bontempi
1 P. Riba
1 W. Zeelenberg
1 G. Nannelli
1 J. Vd Goorbergh
1 L. Lanzi
1 A. Badovini
1 Y. Tiberio
1 M. Roccoli
1 R. Rolfo
1 S. Morais
1 M. Pirro

1 G. Rea
1 L. Zanetti
1 N. Tuuli
1 R. Wilairot

25/03/2018

These data/results cannot be reproduced, stored and/or transmitted in whole or in part by any manner of electronic, mechanical, photocopying, recording, broadcasting or otherwise now known or herein after developed without the previous express consent by the copyright owner, except for reproduction in daily press and regular printed publications on sale to the public within 60 days of the event related to those data/results and always provided that copyright symbol appears together as follows below.

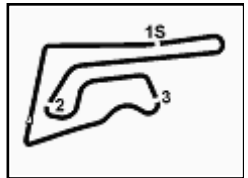
© DORNA WSBK ORGANIZATION Srl 2018

FKR PERUGIA TIMING


Official Tyre Supplier



Official Timekeeper



Buriram 4.554 m

Thai Round, 23-24-25 March 2018

World Supersport - Team Standings

	February 25 PHILLIP ISLAND	March 25 BURIRAM	April 15 ARAGÓN	April 22 ASSEN	May 13 IMOLA	May 27 DONINGTON PARK	June 10 BRNO	July 8 MISANO	September 16 PORTIMÃO	September 25 MAGNY COURS	October 14 VILLICUM	October 27 LOSAIL	
1 GRT Yamaha Official WorldSSP Team	74												
MAHIAS Lucas	45	25	20										
CARICASULO Federico	29	13	16										
2 BARDAHL Evan Bros. WorldSSP Team	45 (-29)												
KRUMMENACHER Randy	45	20	25										
3 Kallio Racing	36 (-38)												
CORTESE Sandro	29	16	13										
CRESSON Loris	7	4	3										
4 MV Agusta Reparto Corse by Vamag	27 (-47)												
DE ROSA Raffaele	19	10	9										
BADOVINI Ayrton	8	7	1										
5 Profile Racing	21 (-53)												
STAPLEFORD Luke	17	11	6										
KENNEDY Jack	4		4										
6 NRT	20 (-54)												
GRADINGER Thomas	11	6	5										
CLUZEL Jules	9	9											
7 CIA Landlord Insurance Honda	12 (-62)												
TUULI Niki	12	5	7										
8 CORE Kawasaki Thailand Racing Team	11 (-63)												
WAROKORN Thitipong	11		11										
9 Yamaha Thailand Racing Team	10 (-64)												
WILAIROT Ratthapong	8		8										
KRAISART Decha	2		2										
10 EAB antwest Racing	10 (-64)												
WEST Anthony	10		10										
11 GEMAR Team Lorini	8 (-66)												
SMITH Kyle	8	8											
12 Kawasaki Puccetti Racing	5 (-69)												
SOFUOGLU Kenan	3	3											
OKUBO Hikari	2	2											
13 Cube Racing	1 (-73)												
TOPARIS Tom	1	1											

N. 24 (Kraisart D.) has been penalized to drop 1 position for infringement of the art.1.23.2 (overtaking under yellow flag)

25/03/2018

* Independent teams

These data/results cannot be reproduced, stored and/or transmitted in whole or in part by any manner of electronic, mechanical, photocopying, recording, broadcasting or otherwise now known or herein after developed without the previous express consent by the copyright owner, except for reproduction in daily press and regular printed publications on sale to the public within 60 days of the event related to those data/results and always provided that copyright symbol appears together as follows below.

© DORNA WSBK ORGANIZATION Srl 2018

FIGR PERUGIA TIMING



Official Tyre Supplier



Official Timekeeper