

Buriram 4.554 m

Thai Round, 23-24-25 March 2018

World Supersport - Biographical Entry List

No.	Rider (Abbreviation)			Nat	Bike Team	Wins 2018	Podiums 2018	Pole 2018	Races 2018	Tyres	
	Age	Date of Birth	Place of Birth								
1	3	DE ROSA Raffaele (DeR)	30 25/03/1987	Napoli	ITA	MV Agusta F3 675 MV Agusta Reparto Corse by Vomag		1	29	Pirelli	
2	4	KENNEDY Jack (Ken)	30 06/12/1987	Dublin	IRL	Triumph Daytona 675 Profile Racing		1	26	Pirelli	
3**	5	WILAIROT Ratthapong (Wil)	25 03/12/1992	Chonburi	THA	Yamaha YZF R6 Yamaha Thailand Racing Team			3	Pirelli	
4	10	CALERO Nacho (Cal)	26 05/07/1991	Valencia	ESP	Kawasaki ZX-6R Orelac Racing VerdNatura			58	Pirelli	
5	11	CORTESE Sandro (Cor)	28 06/01/1990	Ochsenhausen	GER	Yamaha YZF R6 Kallio Racing		1	1	Pirelli	
6	13	WEST Anthony (Wes)	36 17/07/1981	Maryborough	AUS	Kawasaki ZX-6R EAB antwest Racing	2	9	27	Pirelli	
7	16	CLUZEL Jules (Clu)	29 12/10/1988	Montlucon	FRA	Yamaha YZF R6 NRT	12	33	19	58	Pirelli
8	21	KRUMMENACHER Randy (Kru)	28 24/02/1990	Zurich	SUI	Yamaha YZF R6 BARDAHL Evan Bros. WorldSSP Team	1	4	1	13	Pirelli
9*	24	KRAISART Decha (Kra)	36 21/01/1982	Saraburi	THA	Yamaha YZF R6 Yamaha Thailand Racing Team		1	3	Pirelli	
10	25	KAMARUZAMAN Azlan Shah (Kam)	33 01/10/1984	Klang	MAS	Kawasaki ZX-6R Kawasaki Puccetti Racing				Pirelli	
11	29	COLLINS Ted (Col)	18 13/08/1999	Victoria	AUS	Kawasaki ZX-6R Team GoEleven Kawasaki				Pirelli	
12	36	GRADINGER Thomas (Gra)	21 11/08/1996	St. Marienkirchen	AUT	Yamaha YZF R6 NRT			2	Pirelli	
13	38	SOOMER Hannes (Soo)	20 17/02/1998	Tallinn	EST	Honda CBR600RR Racedays			14	Pirelli	
14	64	CARICASULO Federico (Car)	21 06/04/1996	Ravenna	ITA	Yamaha YZF R6 GRT Yamaha Official WorldSSP Team	2	5	2	25	Pirelli
15	66	TUULI Niki (Tuu)	22 26/11/1995	Myrskylä	FIN	Honda CBR600RR CIA Landlord Insurance Honda	1	5	1	17	Pirelli
16	74	VAN SIKKELERUS Jaimie (vSk)	20 25/05/1997	Curacao	NED	Honda CBR600RR GEMAR Team Lorini			12	Pirelli	
17	78	OKUBO Hikari (Oku)	24 11/08/1993	Kodaira	JPN	Kawasaki ZX-6R Kawasaki Puccetti Racing			24	Pirelli	
18	81	STAPLEFORD Luke (Sta)	26 11/07/1991	Leicester	GBR	Triumph Daytona 675 Profile Racing			1	26	Pirelli
19	83	EPIS Lachlan (Epi)	18 22/12/1999	Blacktown	AUS	Kawasaki ZX-6R Team GoEleven Kawasaki			24	Pirelli	
20	84	CRESSON Loris (Cre)	19 14/08/1998	Braine L'Alleud	BEL	Yamaha YZF R6 Kallio Racing			8	Pirelli	
21	86	BADOVINI Ayrton (Bad)	31 31/05/1986	Biella	ITA	MV Agusta F3 675 MV Agusta Reparto Corse by Vomag	1	2	10	Pirelli	
22	94	DI MEGLIO Mike (DiM)	30 17/02/1988	Toulouse	FRA	Yamaha YZF R6 GMT94 Yamaha			1	Pirelli	
23	96	IRWIN Andrew (Irw)	23 02/09/1994	Country Antrim	GBR	Honda CBR600RR CIA Landlord Insurance Honda			1	Pirelli	
24*	99	WAROKORN Thitipong (War)	28 27/09/1989	Chonburi	THA	Kawasaki ZX-6R CORE Kawasaki Thailand Racing Team			2	Pirelli	
25	111	SMITH Kyle (Smi)	26 16/09/1991	Huddersfield	GBR	Honda CBR600RR GEMAR Team Lorini	3	6	37	Pirelli	
26	144	MAHIAS Lucas (Mah)	28 14/04/1989	Mont de Marsan	FRA	Yamaha YZF R6 GRT Yamaha Official WorldSSP Team	3	10	2	24	Pirelli

23/03/2018

* = Wild Card

** = One Event

These data/results cannot be reproduced, stored and/or transmitted in whole or in part by any manner of electronic, mechanical, photocopying, recording, broadcasting or otherwise now known or herein after developed without the previous express consent by the copyright owner, except for reproduction in daily press and regular printed publications on sale to the public within 60 days of the event related to those data/results and always provided that copyright symbol appears together as follows below.

© DORNA WSBK ORGANIZATION Srl 2018

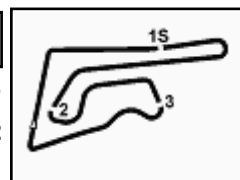
FICR PERUGIA TIMING



Official Tyre Supplier



Official Timekeeper


Thai Round, 23-24-25 March 2018
World Supersport - Results Free Practice 1st Session

Buriram 4.554 m

1 / 2

No.	Rider	Nat	Team	Bike	Time	Gap	Rel.	Laps	Speed	
									Avg	Max
1	144 L. MAHIAS	FRA	GRT Yamaha Official WorldSSP Team	Yamaha YZF R6	1'37.469			16	168,201	258,4
2	21 R. KRUMMENACHER	SUI	BARDAHL Evan Bros. WorldSSP Team	Yamaha YZF R6	1'37.782	0.313	0.313	17	167,663	258,4
3	64 F. CARICASULO	ITA	GRT Yamaha Official WorldSSP Team	Yamaha YZF R6	1'38.219	0.750	0.437	20	166,917	259,6
4	13 A. WEST	AUS	EAB antwest Racing	Kawasaki ZX-6R	1'38.233	0.764	0.014	17	166,893	254,7
5	81 L. STAPLEFORD	GBR	Profile Racing	Triumph Daytona 675	1'38.256	0.787	0.023	11	166,854	257,1
6	11 S. CORTESE	GER	Kallio Racing	Yamaha YZF R6	1'38.293	0.824	0.037	23	166,791	259,0
7	3 R. DE ROSA	ITA	MV Agusta Reparto Corse by Vamag	MV Agusta F3 675	1'38.391	0.922	0.098	19	166,625	260,9
8	16 J. CLUZEL	FRA	NRT	Yamaha YZF R6	1'38.434	0.965	0.043	12	166,552	265,4
9	78 H. OKUBO	JPN	Kawasaki Puccetti Racing	Kawasaki ZX-6R	1'38.672	1.203	0.238	21	166,150	263,4
10	66 N. TUULI	FIN	CIA Landlord Insurance Honda	Honda CBR600RR	1'38.804	1.335	0.132	18	165,929	259,6
11	25 A. KAMARUZAMAN	MAS	Kawasaki Puccetti Racing	Kawasaki ZX-6R	1'38.824	1.355	0.020	19	165,895	260,9
12	4 J. KENNEDY	IRL	Profile Racing	Triumph Daytona 675	1'38.945	1.476	0.121	13	165,692	253,5
13	86 A. BADOVINI	ITA	MV Agusta Reparto Corse by Vamag	MV Agusta F3 675	1'39.009	1.540	0.064	15	165,585	260,2
14	111 K. SMITH	GBR	GEMAR Team Lorini	Honda CBR600RR	1'39.106	1.637	0.097	15	165,423	257,8
15	99 T. WAROKORN	THA	CORE Kawasaki Thailand Racing Team	Kawasaki ZX-6R	1'39.182	1.713	0.076	18	165,296	260,2
16	5 R. WILAIROT	THA	Yamaha Thailand Racing Team	Yamaha YZF R6	1'39.186	1.717	0.004	15	165,289	255,3
17	36 T. GRADINGER	AUT	NRT	Yamaha YZF R6	1'39.254	1.785	0.068	15	165,176	260,9
18	74 J. VAN SIKKELERUS	NED	GEMAR Team Lorini	Honda CBR600RR	1'39.684	2.215	0.430	20	164,464	251,7
19	94 M. DI MEGLIO	FRA	GMT94 Yamaha	Yamaha YZF R6	1'39.779	2.310	0.095	22	164,307	262,1
20	84 L. CRESSON	BEL	Kallio Racing	Yamaha YZF R6	1'40.013	2.544	0.234	21	163,923	262,8
21	24 D. KRAISART	THA	Yamaha Thailand Racing Team	Yamaha YZF R6	1'40.301	2.832	0.288	12	163,452	250,0
22	10 N. CALERO	ESP	Orelac Racing VerdNatura	Kawasaki ZX-6R	1'40.310	2.841	0.009	18	163,437	256,5
23	83 L. EPIS	AUS	Team GoEleven Kawasaki	Kawasaki ZX-6R	1'40.586	3.117	0.276	19	162,989	255,9
24	96 A. IRWIN	GBR	CIA Landlord Insurance Honda	Honda CBR600RR	1'41.124	3.655	0.538	21	162,122	251,7
25	38 H. SOOMER	EST	Racedays	Honda CBR600RR	1'41.710	4.241	0.586	19	161,188	255,9
26	29 T. COLLINS	AUS	Team GoEleven Kawasaki	Kawasaki ZX-6R	1'42.636	5.167	0.926	19	159,733	254,7

 Qualifying Lap Time (107% of 1'37.469): **1'44.293**

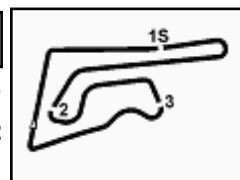
AIR	Humidity:	63%	Temp:	25°C
TRACK	Condition:	Dry	Temp:	33°C

Records	Pole (QP1)	2015 K.Sofuoglu	1'37.345	168,420	Km/h
	Race (RC)	2015 J.Cluzel	1'37.887	167,480	Km/h
	Circuit (QP1)	2015 K.Sofuoglu	1'37.345	168,420	Km/h

Start	End	The results are provisional until the end of the time limit for protests and appeals and the completion of the technical checks.
23/03/2018	10:40 11:32	

These data/results cannot be reproduced, stored and/or transmitted in whole or in part by any manner of electronic, mechanical, photocopying, recording, broadcasting or otherwise now known or herein after developed without the previous express consent by the copyright owner, except for reproduction in daily press and regular printed publications on sale to the public within 60 days of the event related to those data/results and always provided that copyright symbol appears together as follows below.

© DORNA WSBK ORGANIZATION Srl 2018



Thai Round, 23-24-25 March 2018

World Supersport - Results Free Practice 1st Session

Session Highlights

Local Time	No. Rider	Description
10.40.00		Start
10.41.49		WorldSSP Pit Intervention Time: 1min 21secs
10.43.22	96 A. IRWIN	Check Transponder
10.48.57	96 A. IRWIN	Check Transponder
11.05.22	144 L. MAHIAS	Lap Cancelled (1'39.018) - Exceeded Track Limits - Turn 7
11.13.16	74 J. VAN SIKKELERUS	On the Gravel - Re-Joined - Turn 8
11.23.49	29 T. COLLINS	On the Gravel - Re-Joined - Turn 4
11.23.58	38 H. SOOMER	On the Gravel - Re-Joined - Turn 12
11.24.41	66 N. TUULI	Lap Cancelled (1'39.257) - Exceeded Track Limits - Turn 7
11.24.56	36 T. GRADINGER	Crashed - Re-Joined - Turn 3
11.27.20	11 S. CORTESE	Lap Cancelled (1'38.154) - Exceeded Track Limits - Turn 7
11.27.57	25 A. KAMARUZAMAN	On the Gravel - Re-Joined - Turn 3
11.32.30		End Of Session

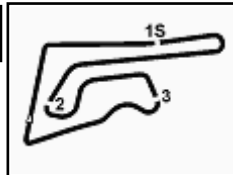
Fastest Laps Sequence

No. Rider	Nat	Team	Bike	Local Time	Time	Gap	Avg
78 H. OKUBO	JPN	Kawasaki Puccetti Racing	Kawasaki ZX-6R	10:43'37.185	1'43.748		158,021
99 T. WAROKORN	THA	CORE Kawasaki Thailand Racing Team	Kawasaki ZX-6R	10:43'37.411	1'41.798	-1.950	161,048
21 R. KRUMMENACHER	SUI	BARDAHL Evan Bros. WorldSSP Team	Yamaha YZF R6	10:43'44.118	1'40.334	-1.464	163,398
144 L. MAHIAS	FRA	GRT Yamaha Official WorldSSP Team	Yamaha YZF R6	10:45'03.607	1'39.873	-0.461	164,152
21 R. KRUMMENACHER	SUI	BARDAHL Evan Bros. WorldSSP Team	Yamaha YZF R6	10:45'23.235	1'39.117	-0.756	165,405
144 L. MAHIAS	FRA	GRT Yamaha Official WorldSSP Team	Yamaha YZF R6	10:46'42.075	1'38.468	-0.649	166,495
144 L. MAHIAS	FRA	GRT Yamaha Official WorldSSP Team	Yamaha YZF R6	10:48'20.098	1'38.023	-0.445	167,251
21 R. KRUMMENACHER	SUI	BARDAHL Evan Bros. WorldSSP Team	Yamaha YZF R6	11:13'15.459	1'37.782	-0.241	167,663
144 L. MAHIAS	FRA	GRT Yamaha Official WorldSSP Team	Yamaha YZF R6	11:22'49.009	1'37.482	-0.300	168,179
144 L. MAHIAS	FRA	GRT Yamaha Official WorldSSP Team	Yamaha YZF R6	11:24'26.478	1'37.469	-0.013	168,201

Start 23/03/2018 10:40 End 11:32 The results are provisional until the end of the time limit for protests and appeals and the completion of the technical checks.

These data/results cannot be reproduced, stored and/or transmitted in whole or in part by any manner of electronic, mechanical, photocopying, recording, broadcasting or otherwise now known or herein after developed without the previous express consent by the copyright owner, except for reproduction in daily press and regular printed publications on sale to the public within 60 days of the event related to those data/results and always provided that copyright symbol appears together as follows below.

© DORNA WSBK ORGANIZATION Srl 2018



Thai Round, 23-24-25 March 2018

World Supersport - Best Sectors & Speed Free Practice 1st Session

BEST LAP			
1	144 L. MAHIAS	Yamaha YZF R6	1'37.469
2	21 R. KRUMMENACHER	Yamaha YZF R6	1'37.782
3	64 F. CARICASULO	Yamaha YZF R6	1'38.219
4	13 A. WEST	Kawasaki ZX-6R	1'38.233
5	81 L. STAPLEFORD	Triumph Daytona 675	1'38.256
6	11 S. CORTESE	Yamaha YZF R6	1'38.293
7	3 R. DE ROSA	MV Agusta F3 675	1'38.391
8	16 J. CLUZEL	Yamaha YZF R6	1'38.434
9	78 H. OKUBO	Kawasaki ZX-6R	1'38.672
10	66 N. TUULI	Honda CBR600RR	1'38.804
11	25 A. KAMARUZAMAN	Kawasaki ZX-6R	1'38.824
12	4 J. KENNEDY	Triumph Daytona 675	1'38.945
13	86 A. BADOVINI	MV Agusta F3 675	1'39.009
14	111 K. SMITH	Honda CBR600RR	1'39.106
15	99 T. WAROKORN	Kawasaki ZX-6R	1'39.182
16	5 R. WILAIROT	Yamaha YZF R6	1'39.186
17	36 T. GRADINGER	Yamaha YZF R6	1'39.254
18	74 J. VAN SIKKELERUS	Honda CBR600RR	1'39.684
19	94 M. DI MEGLIO	Yamaha YZF R6	1'39.779
20	84 L. CRESSON	Yamaha YZF R6	1'40.013
21	24 D. KRAISART	Yamaha YZF R6	1'40.301
22	10 N. CALERO	Kawasaki ZX-6R	1'40.310
23	83 L. EPIS	Kawasaki ZX-6R	1'40.586
24	96 A. IRWIN	Honda CBR600RR	1'41.124
25	38 H. SOOMER	Honda CBR600RR	1'41.710
26	29 T. COLLINS	Kawasaki ZX-6R	1'42.636

SPEED			
1	16 J. CLUZEL	Yamaha YZF R6	265,4
2	78 H. OKUBO	Kawasaki ZX-6R	263,4
3	84 L. CRESSON	Yamaha YZF R6	262,8
4	94 M. DI MEGLIO	Yamaha YZF R6	262,1
5	25 A. KAMARUZAMAN	Kawasaki ZX-6R	260,9
6	36 T. GRADINGER	Yamaha YZF R6	260,9
7	3 R. DE ROSA	MV Agusta F3 675	260,9
8	86 A. BADOVINI	MV Agusta F3 675	260,2
9	99 T. WAROKORN	Kawasaki ZX-6R	260,2
10	66 N. TUULI	Honda CBR600RR	259,6
11	64 F. CARICASULO	Yamaha YZF R6	259,6
12	11 S. CORTESE	Yamaha YZF R6	259,0
13	21 R. KRUMMENACHER	Yamaha YZF R6	258,4
14	144 L. MAHIAS	Yamaha YZF R6	258,4
15	111 K. SMITH	Honda CBR600RR	257,8
16	81 L. STAPLEFORD	Triumph Daytona 675	257,1
17	10 N. CALERO	Kawasaki ZX-6R	256,5
18	38 H. SOOMER	Honda CBR600RR	255,9
19	83 L. EPIS	Kawasaki ZX-6R	255,9
20	5 R. WILAIROT	Yamaha YZF R6	255,3
21	29 T. COLLINS	Kawasaki ZX-6R	254,7
22	13 A. WEST	Kawasaki ZX-6R	254,7
23	4 J. KENNEDY	Triumph Daytona 675	253,5
24	96 A. IRWIN	Honda CBR600RR	253,5
25	74 J. VAN SIKKELERUS	Honda CBR600RR	251,7
26	24 D. KRAISART	Yamaha YZF R6	250,0

SEG. 1		
1	21 R. KRUMMENACHER	21.254
2	144 L. MAHIAS	21.290
3	78 H. OKUBO	21.313
4	64 F. CARICASULO	21.329
5	16 J. CLUZEL	21.331
6	3 R. DE ROSA	21.335
7	11 S. CORTESE	21.353
8	99 T. WAROKORN	21.384
9	5 R. WILAIROT	21.393
10	84 L. CRESSON	21.430
11	66 N. TUULI	21.439
12	25 A. KAMARUZAMAN	21.477
13	81 L. STAPLEFORD	21.477
14	111 K. SMITH	21.483
15	13 A. WEST	21.490
16	36 T. GRADINGER	21.499
17	94 M. DI MEGLIO	21.508
18	4 J. KENNEDY	21.563
19	86 A. BADOVINI	21.613
20	74 J. VAN SIKKELERUS	21.618
21	10 N. CALERO	21.793
22	24 D. KRAISART	21.815
23	83 L. EPIS	21.817
24	96 A. IRWIN	21.839
25	38 H. SOOMER	21.902
26	29 T. COLLINS	22.137

SEG. 2		
1	21 R. KRUMMENACHER	28.283
2	144 L. MAHIAS	28.374
3	78 H. OKUBO	28.431
4	16 J. CLUZEL	28.439
5	64 F. CARICASULO	28.497
6	3 R. DE ROSA	28.514
7	81 L. STAPLEFORD	28.561
8	11 S. CORTESE	28.581
9	13 A. WEST	28.587
10	86 A. BADOVINI	28.621
11	36 T. GRADINGER	28.706
12	66 N. TUULI	28.706
13	25 A. KAMARUZAMAN	28.714
14	111 K. SMITH	28.727
15	84 L. CRESSON	28.733
16	5 R. WILAIROT	28.777
17	4 J. KENNEDY	28.823
18	99 T. WAROKORN	28.847
19	10 N. CALERO	29.060
20	94 M. DI MEGLIO	29.081
21	74 J. VAN SIKKELERUS	29.082
22	83 L. EPIS	29.095
23	24 D. KRAISART	29.220
24	38 H. SOOMER	29.400
25	96 A. IRWIN	29.585
26	29 T. COLLINS	29.960

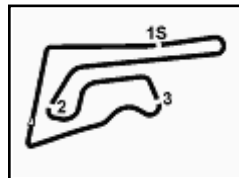
SEG. 3		
1	144 L. MAHIAS	23.372
2	13 A. WEST	23.722
3	21 R. KRUMMENACHER	23.729
4	11 S. CORTESE	23.760
5	111 K. SMITH	23.837
6	64 F. CARICASULO	23.843
7	25 A. KAMARUZAMAN	23.885
8	3 R. DE ROSA	23.889
9	81 L. STAPLEFORD	23.920
10	16 J. CLUZEL	23.924
11	4 J. KENNEDY	23.937
12	66 N. TUULI	23.996
13	78 H. OKUBO	24.039
14	86 A. BADOVINI	24.079
15	94 M. DI MEGLIO	24.123
16	74 J. VAN SIKKELERUS	24.146
17	5 R. WILAIROT	24.149
18	99 T. WAROKORN	24.234
19	36 T. GRADINGER	24.251
20	10 N. CALERO	24.267
21	24 D. KRAISART	24.352
22	96 A. IRWIN	24.447
23	83 L. EPIS	24.491
24	84 L. CRESSON	24.492
25	38 H. SOOMER	24.789
26	29 T. COLLINS	24.889

SEG. 4		
1	144 L. MAHIAS	24.189
2	81 L. STAPLEFORD	24.298
3	11 S. CORTESE	24.346
4	13 A. WEST	24.396
5	64 F. CARICASULO	24.417
6	21 R. KRUMMENACHER	24.440
7	66 N. TUULI	24.494
8	3 R. DE ROSA	24.519
9	4 J. KENNEDY	24.522
10	25 A. KAMARUZAMAN	24.523
11	86 A. BADOVINI	24.535
12	111 K. SMITH	24.535
13	16 J. CLUZEL	24.572
14	5 R. WILAIROT	24.649
15	99 T. WAROKORN	24.651
16	78 H. OKUBO	24.706
17	36 T. GRADINGER	24.750
18	74 J. VAN SIKKELERUS	24.769
19	94 M. DI MEGLIO	24.769
20	10 N. CALERO	24.837
21	24 D. KRAISART	24.914
22	84 L. CRESSON	25.018
23	96 A. IRWIN	25.078
24	83 L. EPIS	25.163
25	38 H. SOOMER	25.225
26	29 T. COLLINS	25.427

23/03/2018

These data/results cannot be reproduced, stored and/or transmitted in whole or in part by any manner of electronic, mechanical, photocopying, recording, broadcasting or otherwise now known or herein after developed without the previous express consent by the copyright owner, except for reproduction in daily press and regular printed publications on sale to the public within 60 days of the event related to those data/results and always provided that copyright symbol appears together as follows below.

© DORNA WSBK ORGANIZATION Srl 2018



Buriram 4.554 m

Thai Round, 23-24-25 March 2018

World Supersport - Ideal Times Free Practice 1st Session

No.	Rider	Nat	Bike	Seg. 1	Seg. 2	Seg. 3	Seg. 4	Ideal Time		
				Diff. 1	Diff. 2	Diff. 3	Diff. 4	Best Lap	Pos.	Diff.
1	144 L. MAHIAS	FRA	Yamaha YZF R6	21.290 0.008	28.374 0.039	23.372 0.130	24.189 0.067	1'37.225 1'37.469	1	0.244
2	21 R. KRUMMENACHER	SUI	Yamaha YZF R6	21.254 0.038	28.283 0.032	23.729 0.006	24.440	1'37.706 1'37.782	2	0.076
3	11 S. CORTESE	GER	Yamaha YZF R6	21.353 0.040	28.581 0.213	23.760	24.346	1'38.040 1'38.293	6	0.253
4	64 F. CARICASULO	ITA	Yamaha YZF R6	21.329 0.107	28.497	23.843 0.026	24.417	1'38.086 1'38.219	3	0.133
5	13 A. WEST	AUS	Kawasaki ZX-6R	21.490	28.587 0.038	23.722	24.396	1'38.195 1'38.233	4	0.038
6	81 L. STAPLEFORD	GBR	Triumph Daytona 675	21.477	28.561	23.920	24.298	1'38.256 1'38.256	5	
7	3 R. DE ROSA	ITA	MV Agusta F3 675	21.335	28.514	23.889	24.519 0.134	1'38.257 1'38.391	7	0.134
8	16 J. CLUZEL	FRA	Yamaha YZF R6	21.331 0.073	28.439 0.063	23.924	24.572 0.032	1'38.266 1'38.434	8	0.168
9	78 H. OKUBO	JPN	Kawasaki ZX-6R	21.313 0.114	28.431	24.039	24.706 0.069	1'38.489 1'38.672	9	0.183
10	111 K. SMITH	GBR	Honda CBR600RR	21.483 0.062	28.727 0.272	23.837	24.535 0.190	1'38.582 1'39.106	14	0.524
11	25 A. KAMARUZAMAN	MAS	Kawasaki ZX-6R	21.477 0.082	28.714 0.128	23.885	24.523 0.015	1'38.599 1'38.824	11	0.225
12	66 N. TUULI	FIN	Honda CBR600RR	21.439 0.089	28.706 0.080	23.996	24.494	1'38.635 1'38.804	10	0.169
13	4 J. KENNEDY	IRL	Triumph Daytona 675	21.563 0.002	28.823	23.937 0.098	24.522	1'38.845 1'38.945	12	0.100
14	86 A. BADOVINI	ITA	MV Agusta F3 675	21.613 0.020	28.621	24.079	24.535 0.141	1'38.848 1'39.009	13	0.161
15	5 R. WILAIROT	THA	Yamaha YZF R6	21.393 0.088	28.777 0.087	24.149 0.033	24.649 0.010	1'38.968 1'39.186	16	0.218
16	99 T. WAROKORN	THA	Kawasaki ZX-6R	21.384	28.847	24.234 0.066	24.651	1'39.116 1'39.182	15	0.066
17	36 T. GRADINGER	AUT	Yamaha YZF R6	21.499 0.005	28.706	24.251	24.750 0.043	1'39.206 1'39.254	17	0.048
18	94 M. DI MEGLIO	FRA	Yamaha YZF R6	21.508	29.081 0.190	24.123 0.021	24.769 0.087	1'39.481 1'39.779	19	0.298
19	74 J. VAN SIKKELERUS	NED	Honda CBR600RR	21.618 0.069	29.082	24.146	24.769	1'39.615 1'39.684	18	0.069
20	84 L. CRESSON	BEL	Yamaha YZF R6	21.430	28.733 0.245	24.492 0.004	25.018 0.091	1'39.673 1'40.013	20	0.340
21	10 N. CALERO	ESP	Kawasaki ZX-6R	21.793 0.198	29.060	24.267 0.067	24.837 0.088	1'39.957 1'40.310	22	0.353
22	24 D. KRAISART	THA	Yamaha YZF R6	21.815	29.220	24.352	24.914	1'40.301 1'40.301	21	
23	83 L. EPIS	AUS	Kawasaki ZX-6R	21.817 0.020	29.095	24.491	25.163	1'40.566 1'40.586	23	0.020
24	96 A. IRWIN	GBR	Honda CBR600RR	21.839	29.585 0.175	24.447	25.078	1'40.949 1'41.124	24	0.175
25	38 H. SOOMER	EST	Honda CBR600RR	21.902 0.269	29.400 0.091	24.789 0.034	25.225	1'41.316 1'41.710	25	0.394
26	29 T. COLLINS	AUS	Kawasaki ZX-6R	22.137	29.960 0.014	24.889	25.427 0.209	1'42.413 1'42.636	26	0.223
Overall Ideal Time				21.254	28.283	23.372	24.189	1'37.098		

23/03/2018

These data/results cannot be reproduced, stored and/or transmitted in whole or in part by any manner of electronic, mechanical, photocopying, recording, broadcasting or otherwise now known or herein after developed without the previous express consent by the copyright owner, except for reproduction in daily press and regular printed publications on sale to the public within 60 days of the event related to those data/results and always provided that copyright symbol appears together as follows below.

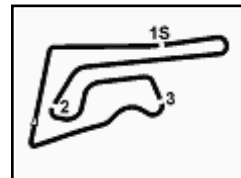
© DORNA WSBK ORGANIZATION Srl 2018

PIRELLI PERUGIA TIMING


Official Tyre Supplier



Official Timekeeper



Thai Round, 23-24-25 March 2018

World Supersport - Chronological Analysis Free Practice 1st Session

1° 144 L. MAHIAS (1'37.469)								4° 13 A. WEST (1'38.233)							
Lap	Seg.1	Seg.2	Seg.3	Seg.4	Lap Time	km/h	Local Time	Lap	Seg.1	Seg.2	Seg.3	Seg.4	Lap Time	km/h	Local Time
1		30.627	24.722	24.903		218,6	10:43'23.734	1		31.879	26.430	36.659		237,9	10:42'46.135
2	21.952	29.168	24.027	24.726	1'39.873	252,3	10:45'03.607	2	3'02.148	30.633	25.330	25.942	4'24.053P	244,9	10:47'10.188
3	21.548	28.686	23.810	24.424	1'38.468	253,5	10:46'42.075	3	22.314	31.730	24.612	25.001	1'43.657	247,7	10:48'53.845
4	21.496	28.445	23.772	24.310	1'38.023	252,9	10:48'20.098	4	21.963	29.151	24.520	24.908	1'40.542	252,3	10:50'34.387
5	21.290	28.725	23.830	24.336	1'38.181	254,1	10:49'58.279	5	21.920	29.094	24.332	24.811	1'40.157	250,6	10:52'14.544
6	21.705	29.525	24.245	35.588	1'51.063P	247,1	10:51'49.342	6	21.836	29.154	24.282	24.751	1'40.023	252,3	10:53'54.567
7	9'43.227	29.205	23.760	24.445	1'100.637P	244,9	11:02'49.979	7	21.709	28.829	24.157	24.651	1'39.346	254,1	10:55'33.913
8	21.476	28.425	24.422	24.695	1'39.018C	256,5	11:04'28.997	8	23.496	29.435	24.467	34.528	1'51.926P	243,8	10:57'25.839
9	21.470	28.536	23.717	24.556	1'38.279	258,4	11:06'07.276	9	12'00.647	30.202	26.801	27.334	13'24.984P	243,8	11:10'50.823
10	21.473	28.489	23.871	24.367	1'38.200	256,5	11:07'45.476	10	22.013	28.949	24.166	24.718	1'39.846	250,6	11:12'30.669
11	21.551	28.463			1'54.425P	254,7	11:09'39.901	11	21.792	28.929	23.964	24.536	1'39.221	253,5	11:14'09.890
12	10'13.153	29.735	23.962	24.776	11'31.626P	242,7	11:21'11.527	12	21.715	28.723	23.905	24.549	1'38.892	251,7	11:15'48.782
13	21.545	28.376	23.372	24.189	1'37.482	254,1	11:22'49.009	13	21.672	28.775	24.017	24.625	1'39.089	251,2	11:17'27.871
14	21.298	28.413	23.502	24.256	1'37.469	256,5	11:24'26.478	14	21.728	28.701	24.051	24.577	1'39.057	251,2	11:19'06.928
15	21.301	28.374	23.473	24.328	1'37.476	258,4	11:26'03.954	15	22.003	30.203	25.717	36.480	1'54.403P	248,8	11:21'01.331
16	21.569	29.417	24.205	35.679	1'50.870P	255,3	11:27'54.824	16	4'53.624	29.849	24.736	24.822	6'13.031P	251,7	11:27'14.362
17	1'02.531	29.330	23.920	24.835	2'20.616P	242,2	11:30'15.440	17	21.490	28.625	23.722	24.396	1'38.233	254,1	11:28'52.595
								18	21.594	28.587	23.730	24.442	1'38.353	254,7	11:30'30.948

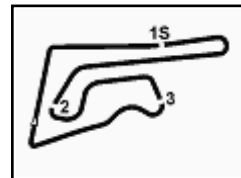
2° 21 R. KRUMMENACHER (1'37.782)								5° 81 L. STAPLEFORD (1'38.256)							
Lap	Seg.1	Seg.2	Seg.3	Seg.4	Lap Time	km/h	Local Time	Lap	Seg.1	Seg.2	Seg.3	Seg.4	Lap Time	km/h	Local Time
1		32.432	25.767	25.567		225,9	10:42'03.784	1		32.569	26.583	36.963		224,1	10:42'00.688
2	21.478	28.847	25.128	24.881	1'40.334	255,9	10:43'44.118	2	4'09.321	30.832	25.817	25.710	5'31.680P	247,1	10:47'32.368
3	21.425	28.808	24.179	24.705	1'39.117	256,5	10:45'23.235	3	22.038	29.245	24.876	24.882	1'41.041	249,4	10:49'13.409
4	21.380	28.842	24.362	24.790	1'39.374	253,5	10:47'02.609	4	21.673	28.988	24.610	24.746	1'40.017	251,2	10:50'53.426
5	21.713	29.241	28.276	38.487	1'57.717P	252,9	10:49'00.326	5	21.666	28.947	24.584	24.789	1'39.986	252,9	10:52'33.412
6	13'05.076	30.820	24.635	25.087	1'425.618P	231,3	11:03'25.944	6	21.617	28.845	24.297	24.618	1'39.377	253,5	10:54'12.789
7	21.542	28.608	23.973	24.530	1'38.653	257,8	11:05'04.597	7	21.535	28.855	24.298	24.612	1'39.300	257,1	10:55'52.089
8	21.393	28.507	23.934	24.481	1'38.315	257,1	11:06'42.912	8	21.636	29.367	25.774	39.315	1'56.092P	251,7	10:57'48.181
9	21.389	28.494	23.872	24.501	1'38.256	255,9	11:08'21.168	9	26'18.221	31.384	24.415	24.415	27'38.768P	189,8	11:05'26.949
10	21.375	28.399	24.065	24.613	1'38.452	255,9	11:09'59.620	10	21.501	28.626	24.153	24.533	1'38.813	254,7	11:27'05.762
11	21.365	28.283	23.804	24.605	1'38.057	257,1	11:11'37.677	11	21.546	28.670	23.959	24.351	1'38.526	252,9	11:28'44.288
12	21.292	28.315	23.735	24.440	1'37.782	256,5	11:13'15.459	12	21.477	28.561	23.920	24.298	1'38.256	250,6	11:30'22.544
13	21.254	28.283	24.119	25.137	1'38.793	256,5	11:14'54.252								
14	21.740	29.937	24.995	37.249	1'53.921P	253,5	11:16'48.173								
15	7'38.455	31.088	24.308	25.270	8'59.121P	233,8	11:25'47.294								
16	21.398	28.437	23.805	24.552	1'38.192	257,1	11:27'25.486								
17	21.327	28.373	23.729	24.465	1'37.894	256,5	11:29'03.380								
18	21.274	28.831	23.779	24.583	1'38.467	258,4	11:30'41.847								

3° 64 F. CARICASULO (1'38.219)								6° 11 S. CORTESE (1'38.293)							
Lap	Seg.1	Seg.2	Seg.3	Seg.4	Lap Time	km/h	Local Time	Lap	Seg.1	Seg.2	Seg.3	Seg.4	Lap Time	km/h	Local Time
1		32.362	26.243	26.131		232,3	10:42'36.057	1		33.105	26.150	26.377		200,7	10:42'06.304
2	21.880	29.896	24.854	25.309	1'41.939	255,3	10:44'17.996	2	21.914	30.628	25.372	25.453	1'43.367	224,1	10:43'49.671
3	21.596	29.645	24.567	24.982	1'40.790	254,7	10:45'58.786	3	21.656	30.233	24.806	25.231	1'41.926	251,7	10:45'31.597
4	21.478	29.438	24.557	24.882	1'40.355	255,3	10:47'39.141	4	21.576	29.511	24.543	25.038	1'40.668	251,2	10:47'12.265
5	21.700	29.355	24.396	24.717	1'40.168	255,9	10:49'19.309	5	21.572	29.808	24.818	26.145	1'42.343	241,6	10:48'54.608
6	21.537	31.099	24.389	25.055	1'42.080	255,9	10:51'01.389	6	21.627	29.208	24.370	24.857	1'40.062	259,0	10:50'34.670
7	21.919	28.999	24.093	24.851	1'39.862	256,5	10:52'41.251	7	22.497	30.348	24.178	24.866	1'41.889	233,3	10:52'16.559
8	21.717	28.974	24.165	37.039	1'51.895P	257,1	10:54'33.146	8	21.712	29.116	24.095	24.831	1'39.754	257,1	10:53'56.313
9	7'48.058	30.004	24.448	25.016	9'07.526P	248,8	11:03'40.672	9	21.524	29.150	24.203	24.516	1'39.393	257,8	10:55'35.706
10	21.653	29.032	24.158	24.660	1'39.503	256,5	11:05'20.175	10	21.469	28.785	24.196	24.612	1'39.062	257,1	10:57'14.768
11	21.583	28.790	24.146	24.634	1'39.153	258,4	11:06'59.328	11	21.549	28.974	24.133	24.628	1'39.284	255,3	10:58'54.052
12	21.558	28.815	24.068	24.702	1'39.143	255,3	11:08'38.471	12	22.331	30.565	24.944	25.030	1'42.870	229,3	11:00'36.922
13	21.576	28.653	24.095	24.615	1'38.939	254,7	11:10'17.410	13	21.519	28.974	24.013	24.675	1'39.181	255,3	11:02'16.103
14	21.580	28.699	24.096	38.863	1'53.238P	255,3	11:12'10.648	14	22.772	30.519	25.209	41.132	1'59.632P	238,4	11:04'15.735
15	2'55.666	29.548	24.412	25.019	4'14.645P	241,1	11:16'25.293	15	6'16.219	30.546	24.660	25.436	7'36.861P	247,1	11:11'52.596
16	21.521	28.658	23.884	24.555	1'38.618	255,3	11:18'03.911	16	21.657	28.947	24.358	24.823	1'39.785	255,3	11:13'32.381
17	21.546	28.694	24.024	37.112	1'51.376P	255,3	11:19'55.287	17	21.482	28.962	24.252	24.602	1'39.298	255,3	11:15'11.679
18	4'15.655	29.613	24.317	24.781	5'34.366P	250,6	11:25'29.653	18	21.390	28.943	24.126	24.577	1'39.036	257,1	11:16'50.715
19	21.428	28.613	23.843	24.464	1'38.348	258,4	11:27'08.001	19	21.759	29.642	24.631	36.137	1'52.169P	251,7	11:18'42.884
20	21.436	28.497	23.869	24.417	1'38.219	259,0	11:28'46.220	20	3'39.021	32.683	25.923	25.362	5'02.989P	250,6	11:23'45.873
21	21.329	28.796	24.469	24.920	1'39.514	259,6	11:30'25.734	21	21.437	28.968	24.115	24.419	1'38.939	256,5	11:25'24.812
								22	21.353	28.581	23.766	24.454	1'38.154C	259,0	11:27'02.966
								23	21.452	28.873		1'45.669	255,3	11:28'48.635	
								24	21.393	28.794	23.760	24.346	1'38.293	257,1	11:30'26.928

23/03/2018 P = Pits In/Out - C = Lap Time Cancelled

These data/results cannot be reproduced, stored and/or transmitted in whole or in part by any manner of electronic, mechanical, photocopying, recording, broadcasting or otherwise now known or herein after developed without the previous express consent by the copyright owner, except for reproduction in daily press and regular printed publications on sale to the public within 60 days of the event related to those data/results and always provided that copyright symbol appears together as follows below.

© DORNA WSBK ORGANIZATION Srl 2018



Thai Round, 23-24-25 March 2018

World Supersport - Chronological Analysis Free Practice 1st Session

Buriram 4.554 m

3 / 5

1		32.560	27.421	27.283		213,4	10:42'16.112	5	21.848	29.261	24.710	25.062	1'40.881	254,7	10:55'40.992
2	22.268	30.604	25.258	25.421	1'43.551	236,3	10:43'59.663	6	21.626	29.200	24.440	24.772	1'40.038	254,1	10:57'21.030
3	21.903	29.458	24.808	25.117	1'41.286	256,5	10:45'40.949	7	21.632	29.017	24.494	25.126	1'40.269	254,1	10:59'01.299
4	21.643	29.576	24.662	25.096	1'40.977	257,8	10:47'21.926	8	22.081	30.689	25.115	40.455	1'58.340P	243,2	11:00'59.639
5	21.853	29.261	24.520	25.000	1'40.634	257,1	10:49'02.560	9	6'42.055	33.299	25.385	25.685	8'06.424P	220,4	11:09'06.063
6	21.613	29.262	24.635	25.249	1'40.759	260,2	10:50'43.319	10	21.891	29.288	24.577	25.057	1'40.813	251,2	11:10'46.876
7	21.676	29.179	24.578	25.083	1'40.516	259,6	10:52'23.835	11	21.722	29.449	24.573	24.935	1'40.679	251,7	11:12'27.555
8	22.743	30.015	25.021	37.390	1'55.169P	230,3	10:54'19.004	12	21.635	29.142	24.618	39.053	1'54.448P	251,7	11:14'22.003
9	13'58.905	31.971	25.544	27.392	15'23.812P	196,7	11:09'42.816	13	9'32.037	30.871	25.062	25.107	10'53.077P	241,1	11:25'15.080
10	21.861	28.864	24.557	24.839	1'40.121	254,1	11:11'22.937	14	21.966	28.922	24.162	24.649	1'39.699	252,9	11:26'54.779
11	21.841	28.944	24.245	25.404	1'40.434	257,8	11:13'03.371	15	21.481	28.864	24.182	24.659	1'39.186	254,7	11:28'33.965
12	21.918	28.915	24.360	24.877	1'40.070	252,9	11:14'43.441	16	21.393	28.777	24.149	25.102	1'39.421	255,3	11:30'13.386
13	21.772	28.873	24.310	36.300	1'51.255P	254,1	11:16'34.696								
14	9'12.750	33.317	25.746	25.198	10'37.011P	233,3	11:27'11.707								
15	21.622	28.710	24.217	24.535	1'39.084	255,3	11:28'50.791								
16	21.633	28.621	24.079	24.676	1'39.009	256,5	11:30'29.800								

17° 36 T. GRADINGER (1'39.254)

Lap	Seg.1	Seg.2	Seg.3	Seg.4	Lap Time	km/h	Local Time
1		33.706	27.260	41.810		231,8	10:42'18.267
2	4'32.598	34.058	27.025	26.407	6'00.088P	188,8	10:48'18.355
3	21.897	30.450	24.500	25.188	1'42.035	253,5	10:50'00.390
4	21.721	29.437	24.803	36.419	1'52.380P	256,5	10:51'52.770
5	6'13.108	35.246	25.372	25.417	7'39.143P	242,7	10:59'31.913
6	21.739	29.212	24.461	25.153	1'40.565	256,5	11:01'12.478
7	21.643	29.219	24.466	25.171	1'40.499	257,8	11:02'52.977
8	21.675	29.105	25.993	24.996	1'41.769	258,4	11:04'34.746
9	21.558	28.972	24.553	24.984	1'40.067	260,2	11:06'14.813
10	21.565	29.530	24.630	24.973	1'40.698	260,9	11:07'55.511
11	21.676	29.594	24.841	24.933	1'41.044	259,0	11:09'36.555
12	21.646	29.216	24.501	37.751	1'53.114P	257,8	11:11'29.669
13	7'53.212	29.668	25.153	25.277	9'13.310P	240,5	11:20'42.979
14	21.682	28.873	24.348	24.750	1'39.653	257,1	11:22'22.632
15	21.504	28.706	24.251	24.793	1'39.254	257,1	11:24'01.886
16	21.499	1'05.380	27.633	38.991	2'33.503P	259,0	11:26'35.389

18° 74 J. VAN SIKKELERUS (1'39.684)

Lap	Seg.1	Seg.2	Seg.3	Seg.4	Lap Time	km/h	Local Time
1		33.340	26.476	27.110		179,4	10:42'11.793
2	22.386	32.131	25.203	25.854	1'45.574	233,8	10:43'57.367
3	22.013	30.823	24.677	25.366	1'42.879	248,8	10:45'40.246
4	21.825	29.924	24.729	25.379	1'41.857	251,2	10:47'22.103
5	21.899	29.947	24.787	25.147	1'41.780	243,2	10:49'03.883
6	21.783	29.906	24.437	25.217	1'41.343	251,7	10:50'45.226
7	23.064	33.427	28.195	25.712	1'50.398	225,0	10:52'35.624
8	21.855	29.426	24.490	25.065	1'40.836	251,7	10:54'16.460
9	22.124	31.726	25.332	35.972	1'55.154P	248,3	10:56'11.614
10	10'09.686	31.049	25.128	25.773	11'31.636P	240,0	11:07'43.250
11	22.257	29.902	24.791	25.302	1'42.252	247,7	11:09'25.502
12	21.992	29.410	24.637	25.405	1'41.444	247,7	11:11'06.946
13	22.852	37.241	34.093	31.520	2'05.706	228,8	11:13'12.652
14	21.881	29.731	24.566	25.166	1'41.344	250,6	11:14'53.996
15	21.618	29.239	27.084	25.652	1'43.593	251,2	11:16'37.589
16	21.898	29.338	24.244	25.114	1'40.594	249,4	11:18'18.183
17	22.298	31.143	25.258	36.369	1'55.068P	235,3	11:20'13.251
18	4'17.384	30.818	25.032	25.374	5'38.608P	241,6	11:25'51.859
19	21.867	29.254	24.418	24.947	1'40.486	251,7	11:27'32.345
20	21.687	29.082	24.146	24.769	1'39.684	249,4	11:29'12.029
21	21.681	29.289	24.356	24.942	1'40.268	250,6	11:30'52.297

19° 94 M. DI MEGLIO (1'39.779)

Lap	Seg.1	Seg.2	Seg.3	Seg.4	Lap Time	km/h	Local Time
1		33.765	26.119	26.771		185,6	10:42'09.062
2	22.392	31.380	25.192	26.471	1'45.435	215,1	10:43'54.497
3	22.016	30.426	24.769	25.561	1'42.772	255,9	10:45'37.269
4	21.868	30.029	24.736	25.889	1'42.522	257,1	10:47'19.791
5	22.084	29.940	24.623	25.369	1'42.016	254,1	10:49'01.807
6	21.843	29.602	24.702	25.540	1'41.687	255,9	10:50'43.494

14° 111 K. SMITH (1'39.106)

Lap	Seg.1	Seg.2	Seg.3	Seg.4	Lap Time	km/h	Local Time
1		32.570	25.840	26.182		207,7	10:42'15.329
2	22.416	30.712	24.649	25.022	1'42.799	227,4	10:43'58.128
3	21.483	30.197	24.573	25.036	1'41.289	253,5	10:45'39.417
4	21.554	29.187	24.028	25.292	1'40.061	257,8	10:47'19.478
5	22.278	29.323	24.650	24.801	1'41.052	255,3	10:49'00.530
6	21.663	34.417	24.725	42.504	2'03.309P	254,1	10:51'03.839
7	13'22.776	30.533	24.724	25.107	14'43.140P	246,6	11:05'46.979
8	21.751	29.660	24.323	24.780	1'40.514	252,3	11:07'27.493
9	21.721	29.114	24.175	24.881	1'39.891	250,6	11:09'07.384
10	21.663	31.763	24.854	41.206	1'59.486P	254,1	11:11'06.870
11	10'09.805	30.403	24.616	25.091	11'29.915P	247,1	11:22'36.785
12	21.634	29.124	23.904	25.217	1'39.879	252,3	11:24'16.664
13	21.545	28.999	23.837	24.725	1'39.106	254,7	11:25'55.770
14	21.678	28.727	24.043	24.692	1'39.140	255,9	11:27'34.910
15	21.823	29.084	24.035	24.535	1'39.477	252,9	11:29'14.387
16	21.521	28.930	23.911	24.783	1'39.145	255,3	11:30'53.532

15° 99 T. WAROKORN (1'39.182)

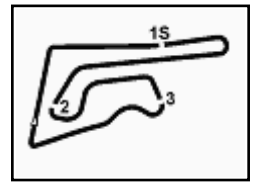
Lap	Seg.1	Seg.2	Seg.3	Seg.4	Lap Time	km/h	Local Time
1		33.121	26.358	25.756		242,7	10:41'55.613
2	21.831	29.992	24.792	25.183	1'41.798	259,0	10:43'37.411
3	22.063			42.457	2'26.691P	235,8	10:46'04.102
4	5'22.860	30.244	25.039	25.156	6'43.299P	254,7	10:52'47.401
5	21.614	29.430	24.458	24.884	1'40.386	257,1	10:54'27.787
6	21.544	29.008	24.409	24.912	1'39.873	259,0	10:56'07.660
7	21.638	29.136	24.380	24.845	1'39.999	257,1	10:57'47.659
8	21.581	29.379	25.004	38.017	1'53.981P	257,1	10:59'41.640
9	9'22.315	29.841	24.677	25.191	10'42.024P	252,3	11:10'23.664
10	21.763	29.157	24.440	25.064	1'40.424	256,5	11:12'04.088
11	21.636	28.939	24.275	25.002	1'39.852	257,1	11:13'43.940
12	21.836	29.510	24.880	37.020	1'53.246P	256,5	11:15'37.186
13	3'12.465	29.987	24.549	24.803	4'31.804P	256,5	11:20'08.990
14	21.840	29.273	24.534	24.869	1'40.516	257,1	11:21'49.506
15	21.527	29.021	24.371	24.782	1'39.701	256,5	11:23'29.207
16	21.558	29.074	24.471	25.536	1'40.639	256,5	11:25'09.846
17	23.762	29.552	24.387	24.973	1'42.674	251,7	11:26'52.520
18	21.399	28.976	24.234	24.874	1'39.483	260,2	11:28'32.003
19	21.384	28.847	24.300	24.651	1'39.182	259,6	11:30'11.185

16° 5 R. WILAIROT (1'39.186)

Lap	Seg.1	Seg.2	Seg.3	Seg.4	Lap Time	km/h	Local Time
1		36.161	28.212	27.790		209,3	10:43'23.147
2	22.980	31.265	25.712	25.988	1'45.945	243,8	10:45'09.092
3	22.194	30.533	25.566	41.521	1'59.814P	251,7	10:47'08.906
4	5'22.503	35.734	27.322	25.646	6'51.205P	213,0	10:54'00.111

23/03/2018 P = Pits In/Out - C = Lap Time Cancelled

These data/results cannot be reproduced, stored and/or transmitted in whole or in part by any manner of electronic, mechanical, photocopying, recording, broadcasting or otherwise now known or herein after developed without the previous express consent by the copyright owner, except for reproduction in daily press and regular



Thai Round, 23-24-25 March 2018

World Supersport - Chronological Analysis Free Practice 1st Session

Buriram 4.554 m

4 / 5

7	21.555	29.530	24.592	25.264	1'40.941	262,1	10:52'24.435	4	22.140	29.647	24.863	25.214	1'41.864	251,2	10:47'02.219
8	21.901	29.676	24.528	25.137	1'41.242	252,9	10:54'05.677	5	22.174	29.742	26.603	27.758	1'46.277	247,1	10:48'48.496
9	21.797	29.249	24.538	25.105	1'40.689	253,5	10:55'46.366	6	22.033	29.537	24.863	25.140	1'41.573	250,0	10:50'30.069
10	21.747	29.236	24.464	25.151	1'40.598	252,3	10:57'26.964	7	26.451	31.818	24.647	25.121	1'48.037	177,6	10:52'18.106
11	21.796	29.248	24.372	25.092	1'40.508	251,7	10:59'07.472	8	21.793	29.378	24.386	24.911	1'40.468	256,5	10:53'58.574
12	21.723	29.610	27.491	36.927	1'55.751P	253,5	11:01'03.223	9	22.740	31.778	30.068	39.876	2'04.462P	220,4	10:56'03.036
13	8'38.497	29.869	24.551	25.029	9'57.946P	246,0	11:11'01.169	10	12'34.414	31.198	25.111	25.632	13'56.355P	227,4	11:09'59.391
14	22.016	29.497	24.457	24.950	1'40.920	251,2	11:12'42.089	11	22.138	29.310	24.316	25.083	1'40.847	250,6	11:11'40.238
15	21.762	29.281	24.341	24.855	1'40.239	251,2	11:14'22.328	12	21.971	33.036	25.691	38.518	1'59.216P	249,4	11:13'39.454
16	21.764	29.241	24.418	24.826	1'40.249	252,3	11:16'02.577	13	4'50.356	29.785	25.209	26.659	6'12.009P	245,5	11:19'51.463
17	21.745	29.181	24.358	24.960	1'40.244	251,2	11:17'42.821	14	22.156	29.136	24.837	24.837	1'40.396	252,9	11:21'31.859
18	22.064	29.831	24.899	36.836	1'53.630P	250,0	11:19'36.451	15	21.991	29.060	24.334	24.925	1'40.310	250,0	11:23'12.169
19	3'55.841	29.889	24.594	24.963	5'15.287P	244,3	11:24'51.738	16	21.944	30.117	24.504	24.970	1'41.535	250,6	11:24'53.704
20	21.760	29.278	24.300	24.827	1'40.165	252,3	11:26'31.903	17	26.947	34.037	26.099	39.494	2'06.577P	180,6	11:27'00.281
21	21.840	29.314	24.145	24.774	1'40.073	251,7	11:28'11.976	18	1'15.011	31.473	24.473	25.026	2'35.983P	210,5	11:29'36.264
22	21.508	29.271	24.144	24.856	1'39.779	258,4	11:29'51.755	19	21.924	29.316	24.477	24.843	1'40.560	252,3	11:31'16.824
23	21.847	29.081	24.123	24.769	1'39.820	253,5	11:31'31.575								

20° 84 L. CRESSON (1'40.013)							
Lap	Seg.1	Seg.2	Seg.3	Seg.4	Lap Time	km/h	Local Time
1		32.786	26.410	27.644		202,2	10:42'08.754
2	22.554	30.872	25.548	26.265	1'45.239	221,3	10:43'53.993
3	21.751	30.128	25.354	25.684	1'42.917	260,2	10:45'36.910
4	21.707	29.932	24.872	25.781	1'42.292	259,6	10:47'19.202
5	21.811	29.804	25.190	25.489	1'42.294	259,0	10:49'01.496
6	21.594	29.468	24.979	25.487	1'41.528	260,2	10:50'43.024
7	21.599	29.229	25.052	32.750	1'48.630P	259,0	10:52'31.654
8	6'57.961	30.999	25.171	25.572	8'19.703P	247,7	11:00'51.357
9	21.600	29.207	24.969	25.882	1'41.658	258,4	11:02'33.015
10	21.713	29.532	24.753	25.291	1'41.289	255,9	11:04'14.304
11	21.513	28.733	24.600	25.215	1'40.061	262,8	11:05'54.365
12	21.466	28.928	24.643	25.343	1'40.380	262,1	11:07'34.745
13	21.892	28.813	24.620	25.271	1'40.596	256,5	11:09'15.341
14	21.707	28.871	24.827	25.605	1'41.010	256,5	11:10'56.351
15	21.579	29.569	25.674	36.826	1'53.648P	256,5	11:12'49.999
16	5'58.289	31.795	25.107	25.511	7'20.702P	238,9	11:20'10.701
17	21.617	29.049	24.588	25.261	1'40.515	259,6	11:21'51.216
18	21.483	29.012	24.492	25.104	1'40.091	258,4	11:23'31.307
19	21.430	28.978	24.496	25.109	1'40.013	260,2	11:25'11.320
20	21.566	28.888	24.670	25.461	1'40.585	257,8	11:26'51.905
21	21.492	29.846	24.532	25.018	1'40.888	256,5	11:28'32.793
22	21.472	29.143	24.604	25.089	1'40.308	260,9	11:30'13.101

23° 83 L. EPIS (1'40.586)							
Lap	Seg.1	Seg.2	Seg.3	Seg.4	Lap Time	km/h	Local Time
1			32.603	27.033	27.123		10:42'02.614
2	22.699	30.486	30.042	25.708	1'48.935	243,2	10:43'51.549
3	22.282	29.994	25.161	25.715	1'43.152	254,7	10:45'34.701
4	22.047	29.479	25.247	25.906	1'42.679	252,9	10:47'17.380
5	22.245			25.432	1'48.894	251,2	10:49'06.274
6	22.073	29.196	24.955	25.925	1'42.149	252,3	10:50'48.423
7	22.003	29.332	24.864	25.650	1'41.849	254,7	10:52'30.272
8	22.173	29.173	24.772	25.412	1'41.530	252,9	10:54'11.802
9	22.235	29.697	25.256	36.973	1'54.161P	250,0	10:56'05.963
10	6'53.920	29.881	27.517	27.800	8'19.118P	248,3	11:04'25.081
11	22.436	30.078	25.454	25.299	1'43.267	251,7	11:06'08.348
12	21.975	29.380	24.754	25.214	1'41.323	254,1	11:07'49.671
13	21.991	29.276	24.651	25.232	1'41.150	250,0	11:09'30.821
14	21.954	29.209	24.832	25.275	1'41.270	251,2	11:11'12.091
15	22.012	30.674	26.385	38.042	1'57.113P	250,0	11:13'09.204
16	9'07.737	30.215	26.566	27.394	10'31.912P	241,6	11:23'41.116
17	21.931	29.489	24.667	25.402	1'41.489	252,3	11:25'22.605
18	21.837	29.095	24.917	25.163	1'40.586	255,9	11:27'03.191
19	21.817	29.318	25.381	25.489	1'42.005	253,5	11:28'45.196
20	21.827	29.097	24.540	25.282	1'40.746	253,5	11:30'25.942

21° 24 D. KRAISART (1'40.301)							
Lap	Seg.1	Seg.2	Seg.3	Seg.4	Lap Time	km/h	Local Time
1		36.020	27.502	26.736		185,9	10:43'08.288
2	22.721	30.665	25.303	37.546	1'56.235P	247,1	10:45'04.523
3	3'47.120	30.165	24.764	25.242	5'07.291P	245,5	10:50'11.814
4	22.123	29.431	24.482	25.179	1'41.215	248,8	10:51'53.029
5	21.956	29.344	24.560	24.976	1'40.836	249,4	10:53'33.865
6	21.913	29.261	24.531	25.022	1'40.727	250,0	10:55'14.592
7	21.815	29.220	24.352	24.914	1'40.301	249,4	10:56'54.893
8	22.198	29.226	25.230	38.737	1'55.391P	248,8	10:58'50.284
9	5'59.444	30.573	25.485	25.255	7'20.757P	241,6	11:06'11.041
10	22.597	33.236	25.759	38.840	2'00.432P	243,2	11:08'11.473
11	12'17.260	37.225	25.241	25.440	13'45.166P	233,3	11:21'56.639
12	23.438	30.008	25.013	37.328	1'55.787P	247,1	11:23'52.426
13	6'07.846	30.446	24.495	38.573	7'41.360P	248,8	11:31'33.786

22° 10 N. CALERO (1'40.310)							
Lap	Seg.1	Seg.2	Seg.3	Seg.4	Lap Time	km/h	Local Time
1		33.127	25.878	26.228		205,7	10:41'53.969
2	22.319	30.557	25.123	25.569	1'43.568	246,0	10:43'37.537
3	21.996	30.387	25.044	25.391	1'42.818	245,5	10:45'20.355

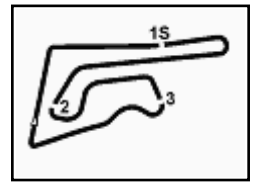
24° 96 A. IRWIN (1'41.124)							
Lap	Seg.1	Seg.2	Seg.3	Seg.4	Lap Time	km/h	Local Time
1							10:42'08.755
2							10:43'52.953
3	22.041	30.486			1'44.198		10:45'36.283
4	22.048			25.726	1'43.078	241,6	10:47'19.361
5					1'43.381		10:49'02.742
6	21.867				1'41.858	251,7	10:50'44.600
7					1'46.841		10:52'31.441
8					1'42.091		10:54'13.532
9					1'42.696		10:55'56.228
10	22.436	30.589	25.590	37.444	1'56.059P	241,1	10:57'52.287
11	6'56.665	31.057	25.629	25.646	8'18.997P	231,8	11:06'11.284
12	21.987	29.833	25.224	25.513	1'42.557	249,4	11:07'53.841
13	23.083	31.868	24.892	25.332	1'45.175	240,0	11:09'39.016
14	22.149	29.751	24.788	26.136	1'42.824	248,8	11:11'21.840
15	22.451	30.297			1'49.364	243,8	11:13'11.204
16	22.062	29.979	24.956	25.517	1'42.514	248,3	11:14'53.718
17	21.894	29.889	24.761	25.232	1'41.776	250,6	11:16'35.494
18	21.994	29.952	25.046	39.965	1'56.957P	247,1	11:18'32.451
19	5'41.288				7'06.370P	235,3	11:25'38.821
20	21.996	29.627	24.710	25.275	1'41.608	249,4	11:27'20.429
21	21.945	29.585	24.758	25.315	1'41.603	247,7	11:29'02.032
22	21.839	29.760	24.447	25.078	1'41.124	250,0	11:30'43.156

23/03/2018

P = Pits In/Out - C = Lap Time Cancelled

These data/results cannot be reproduced, stored and/or transmitted in whole or in part by any manner of electronic, mechanical, photocopying, recording, broadcasting or otherwise now known or herein after developed without the previous express consent by the copyright owner, except for reproduction in daily press and regular printed publications on sale to the public within 60 days of the event related to those data/results and always provided that copyright symbol appears together as follows below.

© DORNA WSBK ORGANIZATION Srl 2018



Thai Round, 23-24-25 March 2018

World Supersport - Chronological Analysis Free Practice 1st Session

25° 38 H. SOOMER (1'41.710)							
Lap	Seg.1	Seg.2	Seg.3	Seg.4	Lap Time	km/h	Local Time
1		34.205	27.672	27.606		188,2	10:43'02.785
2	22.412	31.463	26.332	26.731	1'46.938	245,5	10:44'49.723
3	22.016	30.159	25.832	26.633	1'44.640	253,5	10:46'34.363
4	22.054	29.789	26.132	26.265	1'44.240	251,7	10:48'18.603
5	21.902	30.765	25.507	25.828	1'44.002	254,7	10:50'02.605
6	22.064	29.852	25.489	25.446	1'42.851	253,5	10:51'45.456
7	22.172	29.758	25.299	25.394	1'42.623	253,5	10:53'28.079
8	22.096	31.016	25.076	25.474	1'43.662	253,5	10:55'11.741
9	21.908	29.563	25.060	25.383	1'41.914	253,5	10:56'53.655
10	22.026	29.840	25.853	37.084	1'54.803P	253,5	10:58'48.458
11	13'26.770	30.826	24.984	25.460	1'48.040P	240,0	11:13'36.498
12	22.335	29.985	25.190	25.565	1'43.075	251,7	11:15'19.573
13	22.831	29.582	24.968	25.488	1'42.869	251,2	11:17'02.442
14	22.049	29.400	25.037	25.244	1'41.730	252,3	11:18'44.172
15	22.171	29.491	24.823	25.225	1'41.710	253,5	11:20'25.882
16	21.978	29.654	24.789	25.295	1'41.716	254,1	11:22'07.598
17	22.026	29.567	24.881	28.871	1'45.345	254,1	11:23'52.943
18	22.735	29.941	25.369	37.127	1'55.172P	255,9	11:25'48.115
19	1'21.540	30.518	25.564	25.467	2'43.089P	246,6	11:28'31.204
20	22.204	30.091	25.159	25.640	1'43.094	251,2	11:30'14.298

26° 29 T. COLLINS (1'42.636)							
Lap	Seg.1	Seg.2	Seg.3	Seg.4	Lap Time	km/h	Local Time
1		34.709	28.042	28.614		193,9	10:42'07.734
2	29.055	45.441			2'41.474P	135,8	10:44'49.208
3	3'29.102	33.163	26.808	27.273	4'56.346P	202,6	10:49'45.554
4	22.948	31.968	26.165	26.783	1'47.864	236,8	10:51'33.418
5	22.878	31.253	25.609	26.034	1'45.774	247,7	10:53'19.192
6	22.379	30.880	25.465	25.815	1'44.539	248,8	10:55'03.731
7	22.399	30.716	25.412	25.889	1'44.416	248,8	10:56'48.147
8	22.335	30.544	25.132	25.679	1'43.690	247,7	10:58'31.837
9	22.805	35.099	26.453	40.879	2'05.236P	218,6	11:00'37.073
10	5'57.237	32.023	26.106	26.082	7'21.448P	237,9	11:07'58.521
11	22.479	30.442	25.338	25.779	1'44.038	251,2	11:09'42.559
12	22.339	30.466	25.032	25.524	1'43.361	254,7	11:11'25.920
13	22.201	30.260	25.057	25.609	1'43.127	250,6	11:13'09.047
14	22.153	30.075	24.906	25.522	1'42.656	248,3	11:14'51.703
15	22.233	30.372			1'58.637P	248,8	11:16'50.340
16	6'09.437	41.438	26.492	26.147	7'43.514P	240,5	11:24'33.854
17	22.410	30.414	25.165	25.427	1'43.416	246,6	11:26'17.270
18	22.350	30.057	24.957	25.509	1'42.873	249,4	11:28'00.143
19	22.137	29.974	24.889	25.636	1'42.636	248,3	11:29'42.779
20	22.329	29.960	24.950	25.510	1'42.749	250,0	11:31'25.528

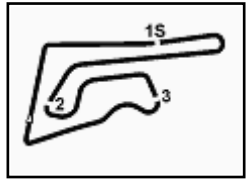
23/03/2018

P = Pits In/Out - C = Lap Time Cancelled

These data/results cannot be reproduced, stored and/or transmitted in whole or in part by any manner of electronic, mechanical, photocopying, recording, broadcasting or otherwise now known or herein after developed without the previous express consent by the copyright owner, except for reproduction in daily press and regular printed publications on sale to the public within 60 days of the event related to those data/results and always provided that copyright symbol appears together as follows below.

© DORNA WSBK ORGANIZATION Srl 2018





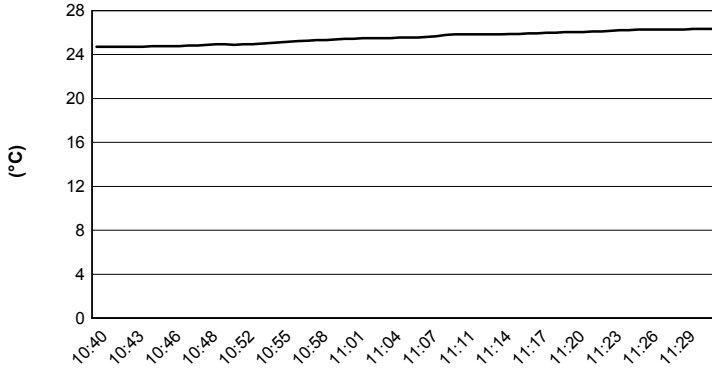
Buriram 4.554 m

Thai Round, 23-24-25 March 2018

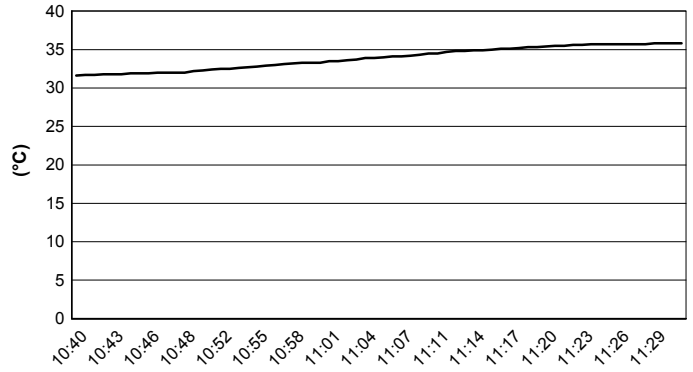
World Supersport - Weather Report Free Practice 1st Session

Session started 10:40 - Session ended 11:32

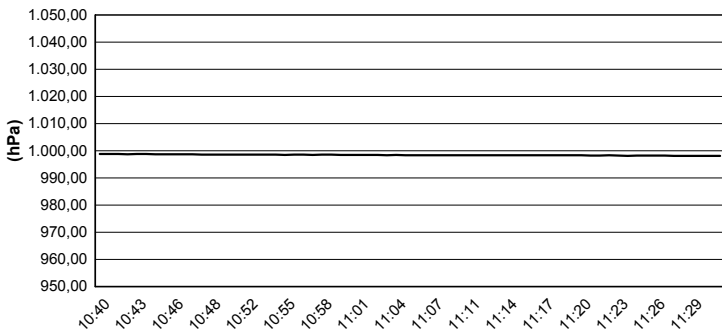
Air Temperature



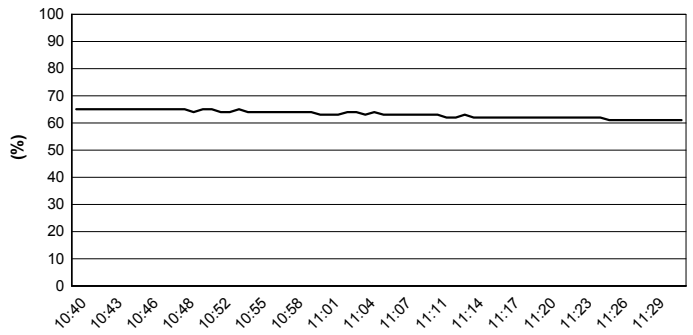
Track Temperature



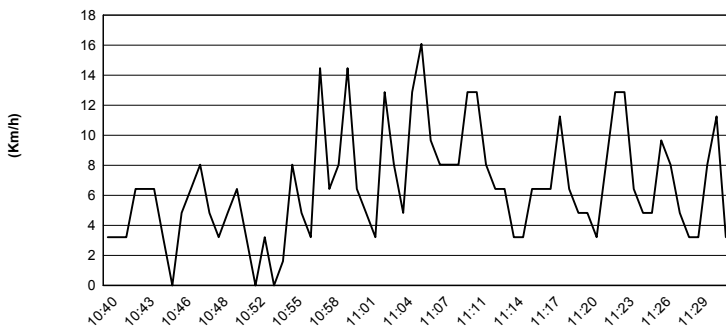
Air Pressure



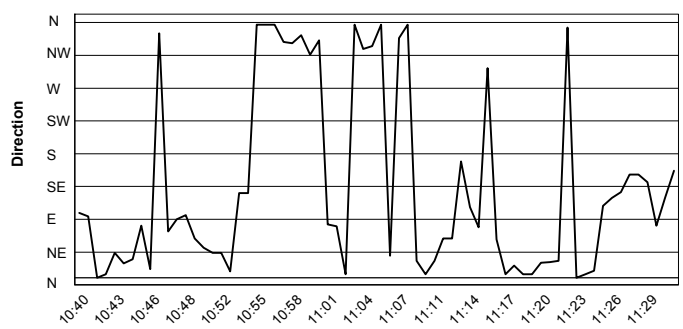
Humidity



Wind Speed



Wind Direction



23/03/2018

These data/results cannot be reproduced, stored and/or transmitted in whole or in part by any manner of electronic, mechanical, photocopying, recording, broadcasting or otherwise now known or herein after developed without the previous express consent by the copyright owner, except for reproduction in daily press and regular printed publications on sale to the public within 60 days of the event related to those data/results and always provided that copyright symbol appears together as follows below.

© DORNA WSBK ORGANIZATION Srl 2018

