

Thai Round, 23-24-25 March 2018

World Supersport - Free Practices Combined Results

Buriram 4.554 m

No.	Rider	Nat	Team	Bike	FP1	FP2	Time	Gap	Rel.	Avg Laps
1	144 L. MAHIAS	FRA	GRT Yamaha Official WorldSSP Team	Yamaha YZF R6	1'37.469	1'37.592	1'37.469			168,201 33
2	21 R. KRUMMENACHER	SUI	BARDAHL Evan Bros. WorldSSP Team	Yamaha YZF R6	1'37.782	1'37.503	1'37.503	0.034	0.034	168,143 36
3	64 F. CARICASULO	ITA	GRT Yamaha Official WorldSSP Team	Yamaha YZF R6	1'38.219	1'37.692	1'37.692	0.223	0.189	167,817 40
4	16 J. CLUZEL	FRA	NRT	Yamaha YZF R6	1'38.434	1'37.786	1'37.786	0.317	0.094	167,656 24
5	13 A. WEST	AUS	EAB antwest Racing	Kawasaki ZX-6R	1'38.233	1'37.838	1'37.838	0.369	0.052	167,567 35
6	78 H. OKUBO	JPN	Kawasaki Puccetti Racing	Kawasaki ZX-6R	1'38.672	1'37.922	1'37.922	0.453	0.084	167,423 40
7	11 S. CORTESE	GER	Kallio Racing	Yamaha YZF R6	1'38.293	1'37.940	1'37.940	0.471	0.018	167,392 41
8	3 R. DE ROSA	ITA	MV Agusta Reparto Corse by Varnag	MV Agusta F3 675	1'38.391	1'38.112	1'38.112	0.643	0.172	167,099 37
9	81 L. STAPLEFORD	GBR	Profile Racing	Triumph Daytona 675	1'38.256	1'38.484	1'38.256	0.787	0.144	166,854 23
10	99 T. WAROKORN	THA	CORE Kawasaki Thailand Racing Team	Kawasaki ZX-6R	1'39.182	1'38.438	1'38.438	0.969	0.182	166,545 37
11	25 A. KAMARUZAMAN	MAS	Kawasaki Puccetti Racing	Kawasaki ZX-6R	1'38.824	1'38.519	1'38.519	1.050	0.081	166,409 38
12	5 R. WILAIROT	THA	Yamaha Thailand Racing Team	Yamaha YZF R6	1'39.186	1'38.557	1'38.557	1.088	0.038	166,344 36
13	66 N. TUULI	FIN	CIA Landlord Insurance Honda	Honda CBR600RR	1'38.804	1'38.569	1'38.569	1.100	0.012	166,324 35
14	111 K. SMITH	GBR	GEMAR Team Lorini	Honda CBR600RR	1'39.106	1'38.589	1'38.589	1.120	0.020	166,290 34
15	86 A. BADOVINI	ITA	MV Agusta Reparto Corse by Varnag	MV Agusta F3 675	1'39.009	1'38.661	1'38.661	1.192	0.072	166,169 30
16	4 J. KENNEDY	IRL	Profile Racing	Triumph Daytona 675	1'38.945	1'38.783	1'38.783	1.314	0.122	165,964 27
17	36 T. GRADINGER	AUT	NRT	Yamaha YZF R6	1'39.254	1'38.945	1'38.945	1.476	0.162	165,692 33
18	94 M. DI MEGLIO	FRA	GMT94 Yamaha	Yamaha YZF R6	1'39.779	1'39.146	1'39.146	1.677	0.201	165,356 46
19	10 N. CALERO	ESP	Orelac Racing VerdNatura	Kawasaki ZX-6R	1'40.310	1'39.298	1'39.298	1.829	0.152	165,103 36
20	84 L. CRESSON	BEL	Kallio Racing	Yamaha YZF R6	1'40.013	1'39.302	1'39.302	1.833	0.004	165,096 39
21	24 D. KRAISART	THA	Yamaha Thailand Racing Team	Yamaha YZF R6	1'40.301	1'39.384	1'39.384	1.915	0.082	164,960 28
22	74 J. VAN SIKKELERUS	NED	GEMAR Team Lorini	Honda CBR600RR	1'39.684	1'40.066	1'39.684	2.215	0.300	164,464 40
23	83 L. EPIS	AUS	Team GoEleven Kawasaki	Kawasaki ZX-6R	1'40.586	1'39.851	1'39.851	2.382	0.167	164,189 34
24	38 H. SOOMER	EST	Racedays	Honda CBR600RR	1'41.710	1'40.182	1'40.182	2.713	0.331	163,646 40
25	96 A. IRWIN	GBR	CIA Landlord Insurance Honda	Honda CBR600RR	1'41.124	1'40.907	1'40.907	3.438	0.725	162,470 30
26	29 T. COLLINS	AUS	Team GoEleven Kawasaki	Kawasaki ZX-6R	1'42.636	1'41.365	1'41.365	3.896	0.458	161,736 38

23/03/2018

These data/results cannot be reproduced, stored and/or transmitted in whole or in part by any manner of electronic, mechanical, photocopying, recording, broadcasting or otherwise now known or herein after developed without the previous express consent by the copyright owner, except for reproduction in daily press and regular printed publications on sale to the public within 60 days of the event related to those data/results and always provided that copyright symbol appears together as follows below.

© DORNA WSBK ORGANIZATION Srl 2018

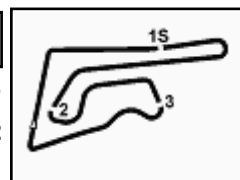
FICR PERUGIA TIMING



Official Tyre Supplier



Official Timekeeper


Thai Round, 23-24-25 March 2018
World Supersport - Results Free Practice 2nd Session

Buriram 4.554 m

1 / 2

No.	Rider	Nat	Team	Bike	Time	Gap	Rel.	Laps	Speed	
									Avg	Max
1	21 R. KRUMMENACHER	SUI	BARDAHL Evan Bros. WorldSSP Team	Yamaha YZF R6	1'37.503			19	168,143	260,9
2	144 L. MAHIAS	FRA	GRT Yamaha Official WorldSSP Team	Yamaha YZF R6	1'37.592	0.089	0.089	17	167,989	259,6
3	64 F. CARICASULO	ITA	GRT Yamaha Official WorldSSP Team	Yamaha YZF R6	1'37.692	0.189	0.100	20	167,817	263,4
4	16 J. CLUZEL	FRA	NRT	Yamaha YZF R6	1'37.786	0.283	0.094	12	167,656	263,4
5	13 A. WEST	AUS	EAB antwest Racing	Kawasaki ZX-6R	1'37.838	0.335	0.052	18	167,567	257,8
6	78 H. OKUBO	JPN	Kawasaki Puccetti Racing	Kawasaki ZX-6R	1'37.922	0.419	0.084	19	167,423	261,5
7	11 S. CORTESE	GER	Kallio Racing	Yamaha YZF R6	1'37.940	0.437	0.018	18	167,392	261,5
8	3 R. DE ROSA	ITA	MV Agusta Reparto Corse by Vomag	MV Agusta F3 675	1'38.112	0.609	0.172	18	167,099	265,4
9	99 T. WAROKORN	THA	CORE Kawasaki Thailand Racing Team	Kawasaki ZX-6R	1'38.438	0.935	0.326	19	166,545	262,1
10	81 L. STAPLEFORD	GBR	Profile Racing	Triumph Daytona 675	1'38.484	0.981	0.046	12	166,468	255,9
11	25 A. KAMARUZAMAN	MAS	Kawasaki Puccetti Racing	Kawasaki ZX-6R	1'38.519	1.016	0.035	19	166,409	262,1
12	5 R. WILAIROT	THA	Yamaha Thailand Racing Team	Yamaha YZF R6	1'38.557	1.054	0.038	21	166,344	261,5
13	66 N. TUULI	FIN	CIA Landlord Insurance Honda	Honda CBR600RR	1'38.569	1.066	0.012	17	166,324	258,4
14	111 K. SMITH	GBR	GEMAR Team Lorini	Honda CBR600RR	1'38.589	1.086	0.020	19	166,290	262,1
15	86 A. BADOVINI	ITA	MV Agusta Reparto Corse by Vomag	MV Agusta F3 675	1'38.661	1.158	0.072	15	166,169	265,4
16	4 J. KENNEDY	IRL	Profile Racing	Triumph Daytona 675	1'38.783	1.280	0.122	14	165,964	260,2
17	36 T. GRADINGER	AUT	NRT	Yamaha YZF R6	1'38.945	1.442	0.162	18	165,692	260,9
18	94 M. DI MEGLIO	FRA	GMT94 Yamaha	Yamaha YZF R6	1'39.146	1.643	0.201	24	165,356	259,0
19	10 N. CALERO	ESP	Orelac Racing VerdNatura	Kawasaki ZX-6R	1'39.298	1.795	0.152	18	165,103	258,4
20	84 L. CRESSON	BEL	Kallio Racing	Yamaha YZF R6	1'39.302	1.799	0.004	18	165,096	264,1
21	24 D. KRAISART	THA	Yamaha Thailand Racing Team	Yamaha YZF R6	1'39.384	1.881	0.082	16	164,960	254,7
22	83 L. EPIS	AUS	Team GoEleven Kawasaki	Kawasaki ZX-6R	1'39.851	2.348	0.467	15	164,189	256,5
23	74 J. VAN SIKKELERUS	NED	GEMAR Team Lorini	Honda CBR600RR	1'40.066	2.563	0.215	20	163,836	254,1
24	38 H. SOOMER	EST	Racedays	Honda CBR600RR	1'40.182	2.679	0.116	21	163,646	255,9
25	96 A. IRWIN	GBR	CIA Landlord Insurance Honda	Honda CBR600RR	1'40.907	3.404	0.725	9	162,470	256,5
26	29 T. COLLINS	AUS	Team GoEleven Kawasaki	Kawasaki ZX-6R	1'41.365	3.862	0.458	19	161,736	256,5

 Qualifying Lap Time (107% of 1'37.503): **1'44.329**

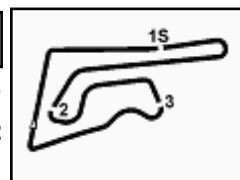
AIR	Humidity:	53%	Temp:	30°C
TRACK	Condition:	Dry	Temp:	40°C

Records	Pole (QP1)	2015 K.Sofuoglu	1'37.345	168,420	Km/h
	Race (RC)	2015 J.Cluzel	1'37.887	167,480	Km/h
	Circuit (QP1)	2015 K.Sofuoglu	1'37.345	168,420	Km/h

23/03/2018 Start 15:00 End 15:52 The results are provisional until the end of the time limit for protests and appeals and the completion of the technical checks.

These data/results cannot be reproduced, stored and/or transmitted in whole or in part by any manner of electronic, mechanical, photocopying, recording, broadcasting or otherwise now known or herein after developed without the previous express consent by the copyright owner, except for reproduction in daily press and regular printed publications on sale to the public within 60 days of the event related to those data/results and always provided that copyright symbol appears together as follows below.

© DORNA WSBK ORGANIZATION Srl 2018



Thai Round, 23-24-25 March 2018

World Supersport - Results Free Practice 2nd Session

Session Highlights

Local Time	No. Rider	Description
15.00.00		Start
15.05.35	111 K. SMITH	On the Gravel - Re-Joined - Turn 9
15.06.45	16 J. CLUZEL	Technical Problem - Turn 2
15.11.36	81 L. STAPLEFORD	Crashed - Turn 5
15.12.22	81 L. STAPLEFORD	Re-joined
15.18.57	5 R. WILAIROT	On the Gravel - Re-Joined - Turn 4
15.23.14	25 A. KAMARUZAMAN	On the Gravel - Re-Joined - Turn 4
15.25.45	66 N. TUULI	Lap Cancelled (1'42.021) - Exceeded Track Limits - Turn 7
15.26.13	96 A. IRWIN	Crashed - Turn 7
15.28.27	25 A. KAMARUZAMAN	On the Gravel - Re-Joined - Turn 4
15.31.23	111 K. SMITH	Lap Cancelled (1'39.798) - Exceeded Track Limits - Turn 11
15.32.34	111 K. SMITH	On the Gravel - Re-Joined - Turn 4
15.44.20	21 R. KRUMMENACHER	On the Gravel - Re-Joined - Turn 5
15.44.55	3 R. DE ROSA	On the Gravel - Re-Joined - Turn 7
15.46.21	4 J. KENNEDY	Crashed - Turn 1
15.46.54	16 J. CLUZEL	On the Gravel - Re-Joined - Turn 5
15.47.15	3 R. DE ROSA	On the Gravel - Re-Joined - Turn 1
15.47.21	4 J. KENNEDY	Re-joined
15.52.35		End Of Session

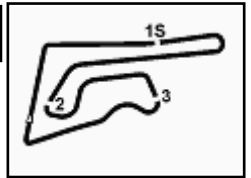
Fastest Laps Sequence

No.	Rider	Nat	Team	Bike	Local Time	Time	Gap	Avg
21	R. KRUMMENACHER	SUI	BARDAHL Evan Bros. WorldSSP Team	Yamaha YZF R6	15:03'24.939	1'39.018		165,570
16	J. CLUZEL	FRA	NRT	Yamaha YZF R6	15:04'21.542	1'38.937	-0.081	165,705
144	L. MAHIAS	FRA	GRT Yamaha Official WorldSSP Team	Yamaha YZF R6	15:04'49.933	1'38.401	-0.536	166,608
21	R. KRUMMENACHER	SUI	BARDAHL Evan Bros. WorldSSP Team	Yamaha YZF R6	15:09'59.110	1'38.367	-0.034	166,666
144	L. MAHIAS	FRA	GRT Yamaha Official WorldSSP Team	Yamaha YZF R6	15:16'31.509	1'37.668	-0.699	167,858
144	L. MAHIAS	FRA	GRT Yamaha Official WorldSSP Team	Yamaha YZF R6	15:18'09.112	1'37.603	-0.065	167,970
144	L. MAHIAS	FRA	GRT Yamaha Official WorldSSP Team	Yamaha YZF R6	15:19'46.704	1'37.592	-0.011	167,989
21	R. KRUMMENACHER	SUI	BARDAHL Evan Bros. WorldSSP Team	Yamaha YZF R6	15:27'59.678	1'37.539	-0.053	168,080
21	R. KRUMMENACHER	SUI	BARDAHL Evan Bros. WorldSSP Team	Yamaha YZF R6	15:50'15.573	1'37.503	-0.036	168,143

Start 15:00 End 15:52 The results are provisional until the end of the time limit for protests and appeals and the completion of the technical checks.

These data/results cannot be reproduced, stored and/or transmitted in whole or in part by any manner of electronic, mechanical, photocopying, recording, broadcasting or otherwise now known or herein after developed without the previous express consent by the copyright owner, except for reproduction in daily press and regular printed publications on sale to the public within 60 days of the event related to those data/results and always provided that copyright symbol appears together as follows below.

© DORNA WSBK ORGANIZATION Srl 2018



Thai Round, 23-24-25 March 2018

World Supersport - Best Sectors & Speed Free Practice 2nd Session

Buriram 4.554 m

BEST LAP			
1	21 R. KRUMMENACHER	Yamaha YZF R6	1'37.503
2	144 L. MAHIAS	Yamaha YZF R6	1'37.592
3	64 F. CARICASULO	Yamaha YZF R6	1'37.692
4	16 J. CLUZEL	Yamaha YZF R6	1'37.786
5	13 A. WEST	Kawasaki ZX-6R	1'37.838
6	78 H. OKUBO	Kawasaki ZX-6R	1'37.922
7	11 S. CORTESE	Yamaha YZF R6	1'37.940
8	3 R. DE ROSA	MV Agusta F3 675	1'38.112
9	99 T. WAROKORN	Kawasaki ZX-6R	1'38.438
10	81 L. STAPLEFORD	Triumph Daytona 675	1'38.484
11	25 A. KAMARUZAMAN	Kawasaki ZX-6R	1'38.519
12	5 R. WILAIROT	Yamaha YZF R6	1'38.557
13	66 N. TUULI	Honda CBR600RR	1'38.569
14	111 K. SMITH	Honda CBR600RR	1'38.589
15	86 A. BADOVINI	MV Agusta F3 675	1'38.661
16	4 J. KENNEDY	Triumph Daytona 675	1'38.783
17	36 T. GRADINGER	Yamaha YZF R6	1'38.945
18	94 M. DI MEGLIO	Yamaha YZF R6	1'39.146
19	10 N. CALERO	Kawasaki ZX-6R	1'39.298
20	84 L. CRESSON	Yamaha YZF R6	1'39.302
21	24 D. KRAISART	Yamaha YZF R6	1'39.384
22	83 L. EPIS	Kawasaki ZX-6R	1'39.851
23	74 J. VAN SIKKELERUS	Honda CBR600RR	1'40.066
24	38 H. SOOMER	Honda CBR600RR	1'40.182
25	96 A. IRWIN	Honda CBR600RR	1'40.907
26	29 T. COLLINS	Kawasaki ZX-6R	1'41.365

SPEED			
1	3 R. DE ROSA	MV Agusta F3 675	265,4
2	86 A. BADOVINI	MV Agusta F3 675	265,4
3	84 L. CRESSON	Yamaha YZF R6	264,1
4	64 F. CARICASULO	Yamaha YZF R6	263,4
5	16 J. CLUZEL	Yamaha YZF R6	263,4
6	99 T. WAROKORN	Kawasaki ZX-6R	262,1
7	25 A. KAMARUZAMAN	Kawasaki ZX-6R	262,1
8	111 K. SMITH	Honda CBR600RR	262,1
9	78 H. OKUBO	Kawasaki ZX-6R	261,5
10	11 S. CORTESE	Yamaha YZF R6	261,5
11	5 R. WILAIROT	Yamaha YZF R6	261,5
12	36 T. GRADINGER	Yamaha YZF R6	260,9
13	21 R. KRUMMENACHER	Yamaha YZF R6	260,9
14	4 J. KENNEDY	Triumph Daytona 675	260,2
15	144 L. MAHIAS	Yamaha YZF R6	259,6
16	94 M. DI MEGLIO	Yamaha YZF R6	259,0
17	66 N. TUULI	Honda CBR600RR	258,4
18	10 N. CALERO	Kawasaki ZX-6R	258,4
19	13 A. WEST	Kawasaki ZX-6R	257,8
20	83 L. EPIS	Kawasaki ZX-6R	256,5
21	29 T. COLLINS	Kawasaki ZX-6R	256,5
22	96 A. IRWIN	Honda CBR600RR	256,5
23	38 H. SOOMER	Honda CBR600RR	255,9
24	81 L. STAPLEFORD	Triumph Daytona 675	255,9
25	24 D. KRAISART	Yamaha YZF R6	254,7
26	74 J. VAN SIKKELERUS	Honda CBR600RR	254,1

SEG. 1			SEG. 2			SEG. 3			SEG. 4		
1	21 R. KRUMMENACHER	21.149	1	21 R. KRUMMENACHER	28.175	1	144 L. MAHIAS	23.422	1	144 L. MAHIAS	24.182
2	5 R. WILAIROT	21.180	2	64 F. CARICASULO	28.277	2	21 R. KRUMMENACHER	23.526	2	21 R. KRUMMENACHER	24.258
3	16 J. CLUZEL	21.210	3	16 J. CLUZEL	28.331	3	13 A. WEST	23.546	3	11 S. CORTESE	24.299
4	78 H. OKUBO	21.241	4	13 A. WEST	28.420	4	64 F. CARICASULO	23.593	4	13 A. WEST	24.314
5	3 R. DE ROSA	21.290	5	144 L. MAHIAS	28.457	5	11 S. CORTESE	23.622	5	64 F. CARICASULO	24.326
6	11 S. CORTESE	21.301	6	25 A. KAMARUZAMAN	28.464	6	3 R. DE ROSA	23.636	6	78 H. OKUBO	24.351
7	64 F. CARICASULO	21.317	7	78 H. OKUBO	28.496	7	25 A. KAMARUZAMAN	23.687	7	16 J. CLUZEL	24.367
8	144 L. MAHIAS	21.325	8	11 S. CORTESE	28.516	8	78 H. OKUBO	23.700	8	81 L. STAPLEFORD	24.368
9	84 L. CRESSON	21.328	9	3 R. DE ROSA	28.635	9	111 K. SMITH	23.704	9	25 A. KAMARUZAMAN	24.403
10	111 K. SMITH	21.344	10	36 T. GRADINGER	28.642	10	16 J. CLUZEL	23.710	10	3 R. DE ROSA	24.412
11	4 J. KENNEDY	21.362	11	99 T. WAROKORN	28.654	11	66 N. TUULI	23.800	11	4 J. KENNEDY	24.420
12	99 T. WAROKORN	21.394	12	5 R. WILAIROT	28.678	12	86 A. BADOVINI	23.821	12	99 T. WAROKORN	24.440
13	25 A. KAMARUZAMAN	21.401	13	111 K. SMITH	28.685	13	81 L. STAPLEFORD	23.826	13	36 T. GRADINGER	24.443
14	36 T. GRADINGER	21.405	14	83 L. EPIS	28.701	14	5 R. WILAIROT	23.827	14	94 M. DI MEGLIO	24.518
15	66 N. TUULI	21.421	15	84 L. CRESSON	28.701	15	4 J. KENNEDY	23.884	15	66 N. TUULI	24.528
16	81 L. STAPLEFORD	21.422	16	66 N. TUULI	28.708	16	99 T. WAROKORN	23.885	16	5 R. WILAIROT	24.541
17	86 A. BADOVINI	21.429	17	86 A. BADOVINI	28.722	17	94 M. DI MEGLIO	23.915	17	111 K. SMITH	24.547
18	13 A. WEST	21.449	18	81 L. STAPLEFORD	28.739	18	10 N. CALERO	23.993	18	86 A. BADOVINI	24.549
19	83 L. EPIS	21.595	19	94 M. DI MEGLIO	28.812	19	24 D. KRAISART	24.003	19	24 D. KRAISART	24.594
20	94 M. DI MEGLIO	21.601	20	24 D. KRAISART	28.934	20	36 T. GRADINGER	24.049	20	10 N. CALERO	24.667
21	24 D. KRAISART	21.609	21	4 J. KENNEDY	28.935	21	74 J. VAN SIKKELERUS	24.119	21	38 H. SOOMER	24.795
22	10 N. CALERO	21.641	22	10 N. CALERO	28.997	22	38 H. SOOMER	24.153	22	83 L. EPIS	24.865
23	74 J. VAN SIKKELERUS	21.758	23	74 J. VAN SIKKELERUS	29.056	23	83 L. EPIS	24.177	23	84 L. CRESSON	24.892
24	38 H. SOOMER	21.782	24	38 H. SOOMER	29.083	24	84 L. CRESSON	24.236	24	96 A. IRWIN	24.962
25	96 A. IRWIN	21.794	25	96 A. IRWIN	29.519	25	96 A. IRWIN	24.384	25	74 J. VAN SIKKELERUS	24.992
26	29 T. COLLINS	21.932	26	29 T. COLLINS	29.548	26	29 T. COLLINS	24.441	26	29 T. COLLINS	25.200

23/03/2018

These data/results cannot be reproduced, stored and/or transmitted in whole or in part by any manner of electronic, mechanical, photocopying, recording, broadcasting or otherwise now known or herein after developed without the previous express consent by the copyright owner, except for reproduction in daily press and regular printed publications on sale to the public within 60 days of the event related to those data/results and always provided that copyright symbol appears together as follows below.

© DORNA WSBK ORGANIZATION Srl 2018

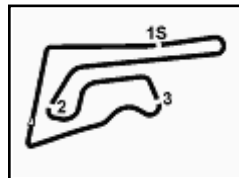
FICR PERUGIA TIMING



Official Tyre Supplier



Official Timekeeper



Buriram 4.554 m

Thai Round, 23-24-25 March 2018

World Supersport - Ideal Times Free Practice 2nd Session

No.	Rider	Nat	Bike	Seg. 1	Seg. 2	Seg. 3	Seg. 4	Ideal Time		
				Diff. 1	Diff. 2	Diff. 3	Diff. 4	Best Lap	Pos.	Diff.
1	21 R. KRUMMENACHER	SUI	Yamaha YZF R6	21.149	28.175	23.526 0.204	24.258 0.191	1'37.108	1	0.395
2	144 L. MAHIAS	FRA	Yamaha YZF R6	21.325 0.053	28.457 0.018	23.422 0.051	24.182 0.084	1'37.386	2	0.206
3	64 F. CARICASULO	ITA	Yamaha YZF R6	21.317 0.034	28.277 0.018	23.593	24.326 0.127	1'37.513	3	0.179
4	16 J. CLUZEL	FRA	Yamaha YZF R6	21.210 0.034	28.331 0.134	23.710	24.367	1'37.618	4	0.168
5	13 A. WEST	AUS	Kawasaki ZX-6R	21.449 0.064	28.420	23.546	24.314 0.045	1'37.729	5	0.109
6	11 S. CORTESE	GER	Yamaha YZF R6	21.301 0.034	28.516	23.622 0.104	24.299 0.064	1'37.738	7	0.202
7	78 H. OKUBO	JPN	Kawasaki ZX-6R	21.241 0.115	28.496 0.019	23.700	24.351	1'37.788	6	0.134
8	25 A. KAMARUZAMAN	MAS	Kawasaki ZX-6R	21.401 0.179	28.464 0.327	23.687	24.403 0.058	1'37.955	11	0.564
9	3 R. DE ROSA	ITA	MV Agusta F3 675	21.290 0.139	28.635	23.636	24.412	1'37.973	8	0.139
10	5 R. WILAIROT	THA	Yamaha YZF R6	21.180 0.248	28.678 0.016	23.827	24.541 0.067	1'38.226	12	0.331
11	111 K. SMITH	GBR	Honda CBR600RR	21.344 0.309	28.685	23.704	24.547	1'38.280	14	0.309
12	81 L. STAPLEFORD	GBR	Triumph Daytona 675	21.422	28.739 0.129	23.826	24.368	1'38.355	10	0.129
13	99 T. WAROKORN	THA	Kawasaki ZX-6R	21.394 0.065	28.654	23.885	24.440	1'38.373	9	0.065
14	66 N. TUULI	FIN	Honda CBR600RR	21.421 0.035	28.708	23.800	24.528 0.077	1'38.457	13	0.112
15	86 A. BADOVINI	ITA	MV Agusta F3 675	21.429 0.104	28.722 0.017	23.821	24.549 0.019	1'38.521	15	0.140
16	36 T. GRADINGER	AUT	Yamaha YZF R6	21.405	28.642 0.406	24.049	24.443	1'38.539	17	0.406
17	4 J. KENNEDY	IRL	Triumph Daytona 675	21.362 0.182	28.935	23.884	24.420	1'38.601	16	0.182
18	94 M. DI MEGLIO	FRA	Yamaha YZF R6	21.601 0.131	28.812 0.116	23.915 0.053	24.518	1'38.846	18	0.300
19	24 D. KRAISART	THA	Yamaha YZF R6	21.609 0.148	28.934	24.003 0.046	24.594 0.050	1'39.140	21	0.244
20	84 L. CRESSON	BEL	Yamaha YZF R6	21.328 0.014	28.701 0.002	24.236	24.892 0.129	1'39.157	20	0.145
21	10 N. CALERO	ESP	Kawasaki ZX-6R	21.641	28.997	23.993	24.667	1'39.298	19	
22	83 L. EPIS	AUS	Kawasaki ZX-6R	21.595 0.246	28.701 0.267	24.177	24.865	1'39.338	22	0.513
23	38 H. SOOMER	EST	Honda CBR600RR	21.782 0.074	29.083 0.140	24.153 0.155	24.795	1'39.813	24	0.369
24	74 J. VAN SIKKELERUS	NED	Honda CBR600RR	21.758 0.054	29.056	24.119 0.087	24.992	1'39.925	23	0.141
25	96 A. IRWIN	GBR	Honda CBR600RR	21.794	29.519 0.126	24.384 0.122	24.962	1'40.659	25	0.248
26	29 T. COLLINS	AUS	Kawasaki ZX-6R	21.932	29.548	24.441 0.040	25.200 0.204	1'41.121	26	0.244
Overall Ideal Time				21.149	28.175	23.422	24.182	1'36.928		

23/03/2018

These data/results cannot be reproduced, stored and/or transmitted in whole or in part by any manner of electronic, mechanical, photocopying, recording, broadcasting or otherwise now known or herein after developed without the previous express consent by the copyright owner, except for reproduction in daily press and regular printed publications on sale to the public within 60 days of the event related to those data/results and always provided that copyright symbol appears together as follows below.

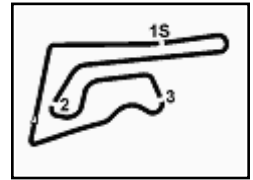
© DORNA WSBK ORGANIZATION Srl 2018

PIRELLI PERUGIA TIMING


Official Tyre Supplier



Official Timekeeper


Thai Round, 23-24-25 March 2018
World Supersport - Chronological Analysis Free Practice 2nd Session

Buriram 4.554 m

1 / 5

1° 21 R. KRUMMENACHER (1'37.503)

Lap	Seg.1	Seg.2	Seg.3	Seg.4	Lap Time	km/h	Local Time
1		31.220	25.425	25.435		254,1	15:01'45.921
2	21.538	28.787	23.992	24.701	1'39.018	258,4	15:03'24.939
3	21.508	28.808	23.942	24.547	1'38.805	259,0	15:05'03.744
4	21.435	28.597	24.030	24.483	1'38.545	259,0	15:06'42.289
5	21.436	28.617	23.793	24.608	1'38.454	259,6	15:08'20.743
6	21.331	28.651	23.879	24.506	1'38.367	259,6	15:09'59.110
7	21.642	30.139	24.652	38.172	1'54.605P	257,8	15:11'53.715
8	11'31.893	30.015	24.284	24.631	12'50.823P	257,1	15:24'44.538
9	21.336	28.442	23.526	24.297	1'37.601	259,6	15:26'22.139
10	21.229	28.449	23.603	24.258	1'37.539	260,9	15:27'59.678
11	21.245	28.369	23.667	24.503	1'37.784	260,2	15:29'37.462
12	27.755	29.490	24.042	24.795	1'46.082	242,7	15:31'23.544
13	21.351	28.341	23.714	24.428	1'37.834	259,0	15:33'01.378
14	21.273	28.511	23.633	24.303	1'37.720	259,6	15:34'39.098
15	21.276	28.331	24.318	24.705	1'38.630	260,9	15:36'17.728
16	21.319	28.489	28.300	37.146	1'55.254P	257,8	15:38'12.982
17	5'23.708	32.331	36.468	31.086	7'03.593P	215,1	15:45'16.575
18	21.803	29.191	24.943	27.260	1'43.197	255,9	15:46'59.772
19	21.257	28.756	23.900	24.385	1'38.298	259,6	15:48'38.070
20	21.149	28.175	23.730	24.449	1'37.503	258,4	15:50'15.573

19	21.402	28.332	23.805	24.492	1'38.031	261,5	15:47'47.522
20	21.431	28.923	24.320	26.699	1'41.373	259,0	15:49'28.895
21	21.351	28.295	23.593	24.453	1'37.692	261,5	15:51'06.587

4° 16 J. CLUZEL (1'37.786)

Lap	Seg.1	Seg.2	Seg.3	Seg.4	Lap Time	km/h	Local Time
1		32.958	25.352	25.542		238,4	15:02'42.605
2	21.432	28.754	24.181	24.570	1'38.937	262,1	15:04'21.542
3	21.348	28.585	24.020	24.789	1'38.742	262,1	15:06'00.284
4	18'14.680	30.666	25.192	25.194	19'35.732	251,7	15:25'36.016
5	21.372	28.337	23.772	24.611	1'38.092	261,5	15:27'14.108
6	21.280	28.445	23.869	24.566	1'38.160	261,5	15:28'52.268
7	21.338	28.550	23.877	24.660	1'38.425	260,9	15:30'30.693
8	21.344	28.373	23.951	37.738	1'51.406P	262,1	15:32'22.099
9	10'18.385	35.356	26.456	26.161	11'46.358P	201,9	15:44'08.457
10	23.723	29.877	24.568	24.696	1'42.864	249,4	15:45'51.321
11	21.236	28.530			1'57.747	262,8	15:47'49.068
12	21.210	28.331	23.807	24.502	1'37.850	263,4	15:49'26.918
13	21.244	28.465	23.710	24.367	1'37.786	262,8	15:51'04.704

5° 13 A. WEST (1'37.838)

Lap	Seg.1	Seg.2	Seg.3	Seg.4	Lap Time	km/h	Local Time
1		31.655	25.485	25.779		236,3	15:02'09.239
2	21.819	29.131	24.091	24.677	1'39.718	254,1	15:03'48.957
3	21.727	29.004	24.054	24.665	1'39.450	257,1	15:05'28.407
4	21.736	28.926	24.084	24.636	1'39.382	254,7	15:07'07.789
5	23.920	30.824	26.625	31.231	1'52.600	200,7	15:09'00.389
6	21.822	29.074	25.612	37.334	1'53.842P	255,3	15:10'54.231
7	11'43.972	32.188	26.511	26.230	13'08.901P	237,9	15:24'03.132
8	21.755	28.813	23.841	24.462	1'38.871	254,7	15:25'42.003
9	21.598	28.686	23.830	24.444	1'38.558	254,1	15:27'20.561
10	21.523	28.837	23.741	24.475	1'38.576	257,8	15:28'59.137
11	22.697	32.462	27.013	27.053	1'49.225	209,7	15:30'48.362
12	21.632	28.720	23.822	24.505	1'38.679	256,5	15:32'27.041
13	22.348	29.970	25.129	35.728	1'53.175P	248,3	15:34'20.216
14	6'51.982	35.518	28.374	31.694	8'27.568P	192,5	15:42'47.784
15	21.605	28.794	23.654	24.626	1'38.679	254,7	15:44'26.463
16	21.578	28.575	23.645	24.314	1'38.112	254,1	15:46'04.575
17	22.455	31.528	25.062	24.470	1'43.515	237,9	15:47'48.090
18	21.449	28.509	24.177	25.795	1'39.930	256,5	15:49'28.020
19	21.513	28.420	23.546	24.359	1'37.838	256,5	15:51'05.858

6° 78 H. OKUBO (1'37.922)

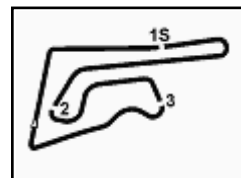
Lap	Seg.1	Seg.2	Seg.3	Seg.4	Lap Time	km/h	Local Time
1		30.927	25.057	25.640		252,9	15:01'54.462
2	21.512	33.920	24.232	24.880	1'44.544	260,2	15:03'39.006
3	21.337	28.855	24.369	25.237	1'39.798	260,9	15:05'18.804
4	21.575			41.807	2'04.792P	261,5	15:07'23.596
5	4'04.558	29.691	24.568	25.053	5'23.870P	251,2	15:12'47.466
6	21.584	28.928	24.268	24.962	1'39.742	259,0	15:14'27.208
7	21.530	28.960	24.240	24.891	1'39.621	260,2	15:15'06.829
8	21.671	33.181	26.785	40.380	2'02.017P	257,1	15:18'08.846
9	4'28.467	32.339	26.585	25.098	5'52.489P	247,7	15:24'01.335
10	21.500	28.718	24.198	24.857	1'39.273	258,4	15:25'40.608
11	22.644	32.969	25.610	38.337	1'59.560P	192,9	15:27'40.168
12	3'35.367	29.257	24.399	25.310	4'54.333P	256,5	15:32'34.501
13	21.313	28.607	23.785	24.522	1'38.227	260,9	15:34'12.728
14	21.241	28.740	23.974	24.840	1'38.795	259,0	15:35'51.523
15	21.897	29.729	26.314	39.025	1'56.965P	255,3	15:37'48.488
16	4'38.337	30.910	25.457	24.869	5'59.573P	252,3	15:43'48.061
17	21.347	28.678	23.701	24.390	1'38.116	259,6	15:45'26.177
18	21.356	28.515	23.700	24.351	1'37.922	259,0	15:47'04.099
19	21.343	28.553	23.731	24.438	1'38.065	259,0	15:48'42.164
20	21.366	28.496	23.898	24.801	1'38.561	259,6	15:50'20.725

23/03/2018

P = Pits In/Out - C = Lap Time Cancelled

These data/results cannot be reproduced, stored and/or transmitted in whole or in part by any manner of electronic, mechanical, photocopying, recording, broadcasting or otherwise now known or herein after developed without the previous express consent by the copyright owner, except for reproduction in daily press and regular printed publications on sale to the public within 60 days of the event related to those data/results and always provided that copyright symbol appears together as follows below.

© DORNA WSBK ORGANIZATION Srl 2018



Thai Round, 23-24-25 March 2018

World Supersport - Chronological Analysis Free Practice 2nd Session

Buriram 4.554 m

2 / 5

7° 11 S. CORTESE (1'37.940)							
Lap	Seg.1	Seg.2	Seg.3	Seg.4	Lap Time	km/h	Local Time
1		31.614	25.578	26.525		216,0	15:02'10.298
2	21.571	30.196	24.029	24.957	1'40.753	259,0	15:03'51.051
3	21.578	28.889	24.321	24.835	1'39.623	259,0	15:05'30.674
4	21.509	29.153	23.735	24.800	1'39.197	261,5	15:07'09.871
5	21.611	29.292	23.899	24.996	1'39.798	257,8	15:08'49.669
6	21.488	28.701	23.882	24.669	1'38.740	260,2	15:10'28.409
7	21.549	29.342	24.090	39.174	1'54.155P	260,2	15:12'22.564
8	12'11.591	29.703	24.192	25.331	13'30.817P	253,5	15:25'53.381
9	21.369	28.603	23.680	24.383	1'38.035	258,4	15:27'31.416
10	21.375	28.668	23.723	24.483	1'38.249	259,0	15:29'09.665
11	21.301	28.595	23.788	24.341	1'38.025	259,0	15:30'47.690
12	21.435	35.062	24.617	25.228	1'46.342	254,7	15:32'34.032
13	21.335	28.516	23.726	24.363	1'37.940	259,0	15:34'11.972
14	24.490	30.174	24.563	37.808	1'57.035P	237,4	15:36'09.007
15	6'16.968	31.471	25.251	24.760	7'38.450P	248,8	15:43'47.457
16	21.420	28.686	23.670	24.299	1'38.075	255,3	15:45'25.532
17	21.366	28.629	23.622	24.337	1'37.954	255,9	15:47'03.486
18	21.444	28.638	23.633	24.480	1'38.195	257,1	15:48'41.681
19	21.436	28.558	23.760	24.812	1'38.566	256,5	15:50'20.247

10° 81 L. STAPLEFORD (1'38.484)							
Lap	Seg.1	Seg.2	Seg.3	Seg.4	Lap Time	km/h	Local Time
1		30.064	24.566	24.900			15:02'15.787
2	21.606	30.490	24.199	24.716	1'41.011	254,7	15:03'56.798
3	21.588	28.904	23.979	24.531	1'39.002	255,3	15:05'35.800
4	21.523	28.964	23.909	24.574	1'38.970	255,9	15:07'14.770
5	21.530	28.760	23.936	24.872	1'39.098	255,3	15:08'53.868
6	21.451	28.877	24.055	24.619	1'39.002	254,7	15:10'32.870
7	21.496	28.781			3'07.741P	255,9	15:13'40.611
8	27'41.492	31.619	24.902	24.733	29'02.746P	232,8	15:42'43.357
9	21.656	29.070	34.409	24.878	1'50.013	251,7	15:44'33.370
10	21.544	29.089	23.924	24.565	1'39.122	254,7	15:46'12.492
11	21.573	28.808	23.929	24.428	1'38.738	252,9	15:47'51.230
12	21.513	28.739	24.197	24.413	1'38.862	252,3	15:49'30.092
13	21.422	28.868	23.826	24.368	1'38.484	254,7	15:51'08.576

11° 25 A. KAMARUZAMAN (1'38.519)							
Lap	Seg.1	Seg.2	Seg.3	Seg.4	Lap Time	km/h	Local Time
1		30.534	25.179	25.450		257,8	15:01'56.121
2	21.555	31.555	24.339	24.726	1'42.175	259,0	15:03'38.296
3	21.501	28.855	24.398	24.591	1'39.345	262,1	15:05'17.641
4	21.464	35.875	24.576	37.065	1'58.980P	259,6	15:07'16.621
5	4'20.592	31.193	25.106	24.610	5'41.501P	251,2	15:12'58.122
6	21.570	28.747	24.207	24.638	1'39.162	259,6	15:14'37.284
7	21.542	28.645	28.745	38.390	1'57.322P	259,0	15:16'34.606
8	5'19.151			24.787	6'44.378P	254,7	15:23'18.984
9	21.477	28.724	24.362	24.449	1'39.012	256,5	15:24'57.996
10	21.401	31.791	24.455	24.865	1'42.512	259,6	15:26'40.508
11	21.414			37.870	1'58.881P	259,0	15:28'39.389
12	3'41.552	30.485	24.363	24.604	5'01.004P	238,4	15:33'40.393
13	21.818	28.645	24.671	24.515	1'39.649	257,1	15:35'20.042
14	21.524	28.464	23.949	24.627	1'38.564	257,8	15:36'58.606
15	21.489	28.512	33.236	25.207	1'48.444	257,8	15:38'47.050
16	21.571	28.552	24.240	24.483	1'38.846	255,9	15:40'25.896
17	21.991	34.883	24.848	37.885	1'59.607P	253,5	15:42'25.503
18	3'13.220	29.617	24.639	26.270	4'33.746P	252,9	15:46'59.249
19	21.580	28.791	23.687	24.461	1'38.519	254,7	15:48'37.768
20	21.544			24.403	1'40.299	254,1	15:50'18.067

12° 5 R. WILAIROT (1'38.557)							
Lap	Seg.1	Seg.2	Seg.3	Seg.4	Lap Time	km/h	Local Time
1		33.297	25.732	26.101		222,7	15:02'54.528
2	21.823	29.360	24.615	24.834	1'40.632	252,3	15:04'35.160
3	21.577	29.035	23.970	24.711	1'39.293	254,1	15:06'14.453
4	21.620	28.911	24.095	25.026	1'39.652	254,7	15:07'54.105
5	21.562	28.898	23.939	24.583	1'38.982	254,1	15:09'33.087
6	21.537	28.856	24.120	24.632	1'39.145	254,1	15:11'12.232
7	21.537	28.959	24.102	24.669	1'39.267	255,9	15:12'51.499
8	21.518	28.893	24.003	24.715	1'39.129	256,5	15:14'30.628
9	21.418	28.857	24.017	24.662	1'38.954	257,1	15:16'09.582
10	21.528			24.986	1'42.981	256,5	15:17'52.563
11	21.544			24.801	1'42.563	255,9	15:19'35.126
12	21.574	28.986	24.133	24.806	1'39.499	255,9	15:21'14.625
13	21.519	29.823	24.230	24.770	1'40.342	254,7	15:22'54.967
14	21.524	28.869	24.002	24.711	1'39.106	254,1	15:24'34.073
15	21.385	29.403	24.229	24.664	1'39.681	256,5	15:26'13.754
16	21.374	28.864	24.133	24.702	1'39.073	255,9	15:27'52.827
17	22.175	30.316	25.305	40.135	1'57.931P	247,7	15:29'50.758
18	12'48.672	35.982	26.006	27.475	14'18.135P	230,3	15:44'08.893
19	21.418	28.678	24.039	24.541	1'38.676	255,9	15:45'47.569

9° 99 T. WAROKORN (1'38.438)							
Lap	Seg.1	Seg.2	Seg.3	Seg.4	Lap Time	km/h	Local Time
1		30.957	25.117	25.133		252,9	15:01'55.404
2	21.457	29.121	24.179	24.859	1'39.616	262,1	15:03'35.020
3	21.577	29.102	23.945	24.733	1'39.357	257,1	15:05'14.377
4	21.518	29.027	23.937	24.623	1'39.105	256,5	15:06'53.482
5	24.056	34.749	24.423	37.109	2'00.337P	236,8	15:08'53.819
6	5'09.559	30.019	24.420	24.882	6'28.880P	254,7	15:15'22.699
7	21.510	28.932	24.075	24.714	1'39.231	258,4	15:17'01.930
8	21.459	28.881	24.043	24.669	1'39.052	258,4	15:18'40.982
9	21.663	28.749	24.105	24.821	1'39.338	257,1	15:20'20.320
10	24.058	29.991	24.937	37.220	1'56.206P	250,0	15:22'16.526
11	11'34.910	30.284	24.915	25.252	12'55.361P	253,5	15:35'11.887
12	21.671	31.881	24.206	24.701	1'42.459	255,3	15:36'54.346
13	21.394	28.902	23.981	24.582	1'38.859	256,5	15:38'33.205
14	21.425	28.699	23.950	24.548	1'38.622	256,5	15:40'11.827
15	21.459	28.654	23.885	24.440	1'38.438	257,8	15:41'50.265
16	21.635	29.090	24.794	36.613	1'52.132P	260,2	15:43'42.397
17	54.277	29.251	24.184	24.599	2'12.311P	256,5	15:45'54.708

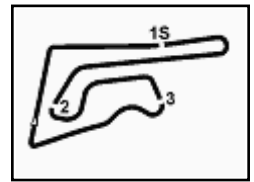
23/03/2018

P = Pits In/Out - C = Lap Time Cancelled

These data/results cannot be reproduced, stored and/or transmitted in whole or in part by any manner of electronic, mechanical, photocopying, recording, broadcasting or otherwise now known or herein after developed without the previous express consent by the copyright owner, except for reproduction in daily press and regular printed publications on sale to the public within 60 days of the event related to those data/results and always provided that copyright symbol appears together as follows below.

© DORNA WSBK ORGANIZATION Srl 2018





Thai Round, 23-24-25 March 2018

World Supersport - Chronological Analysis Free Practice 2nd Session

13	21.848	30.219	24.401	24.926	1'41.394	254,1	15:30'04.876
14	21.856	29.223	24.308	24.795	1'40.182	254,1	15:31'45.058
15	21.903	29.212	24.533	37.145	1'52.793P	253,5	15:33'37.851
16	6'29.906	31.649	25.270	25.262	7'52.087P	221,8	15:41'29.938
17	22.044	29.290	24.788	25.275	1'41.397	251,2	15:43'11.335
18	21.996	29.840	24.250	25.069	1'41.155	252,3	15:44'52.490
19	21.782	29.291	24.153	25.035	1'40.261	254,1	15:46'32.751
20	21.880	29.309	24.290	24.826	1'40.305	252,9	15:48'13.056
21	21.925	29.153	24.177	25.280	1'40.535	251,7	15:49'53.591
22	25.561	30.921	25.300	26.269	1'48.051	218,6	15:51'41.642

25°		96 A. IRWIN (1'40.907)					
Lap	Seg.1	Seg.2	Seg.3	Seg.4	Lap Time	km/h	Local Time
1		31.257	25.134	25.335		238,9	15:01'55.822
2	21.838	29.719	24.811	25.240	1'41.608	253,5	15:03'37.430
3	21.885	29.520	24.526	25.101	1'41.032	249,4	15:05'18.462
4	21.990	30.079	24.384	25.105	1'41.558	245,5	15:07'00.020
5	21.877	29.765	24.512	25.012	1'41.166	251,2	15:08'41.186
6	21.863	30.032	31.355	25.242	1'48.492	251,7	15:10'29.678
7	21.832	29.774	24.607	25.226	1'41.439	251,7	15:12'11.117
8	21.794	29.645	24.506	24.962	1'40.907	256,5	15:13'52.024
9	21.831	29.519	24.448	32.260	1'48.058P	252,3	15:15'40.082
10	7'37.932	30.596	25.565	33.203	9'07.296P	236,8	15:24'47.378

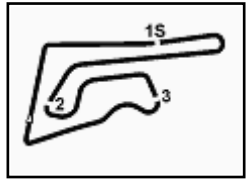
26°		29 T. COLLINS (1'41.365)					
Lap	Seg.1	Seg.2	Seg.3	Seg.4	Lap Time	km/h	Local Time
1		31.860	26.256	26.504		233,3	15:01'51.304
2	22.645	30.481	25.318	26.001	1'44.445	246,6	15:03'35.749
3	22.180	30.186	25.261	25.597	1'43.224	252,9	15:05'18.973
4	22.001	30.248	25.100	25.809	1'43.158	256,5	15:07'02.131
5	22.068	29.902	24.854	25.648	1'42.472	252,9	15:08'44.603
6	22.266	30.116	24.745	25.347	1'42.474	251,7	15:10'27.077
7	22.127	41.232	25.764	38.257	2'07.380P	251,2	15:12'34.457
8	8'17.457	30.562	25.383	25.759	9'39.161P	247,1	15:22'13.618
9	22.036	29.933	24.579	25.365	1'41.913	249,4	15:23'55.531
10	22.135	29.741	24.648	25.296	1'41.820	251,2	15:25'37.351
11	22.010	29.675	24.542	25.330	1'41.557	252,3	15:27'18.908
12	22.158	30.821	24.651	25.679	1'43.309	250,6	15:29'02.217
13	22.070	29.998	24.591	25.338	1'41.997	251,7	15:30'44.214
14	25.116	37.947	25.496	38.611	2'07.170P	211,8	15:32'51.384
15	8'30.990	31.773	25.144	25.732	9'53.639P	234,8	15:42'45.023
16	22.137	29.694	24.557	25.427	1'41.815	250,6	15:44'26.838
17	21.932	29.548	24.481	25.404	1'41.365	252,3	15:46'08.203
18	21.968	35.097	24.963	25.772	1'47.800	252,3	15:47'56.003
19	22.068	29.768	24.479	25.200	1'41.515	250,0	15:49'37.518
20	22.003	29.763	24.441	25.207	1'41.414	250,0	15:51'18.932

23/03/2018

P = Pits In/Out - C = Lap Time Cancelled

These data/results cannot be reproduced, stored and/or transmitted in whole or in part by any manner of electronic, mechanical, photocopying, recording, broadcasting or otherwise now known or herein after developed without the previous express consent by the copyright owner, except for reproduction in daily press and regular printed publications on sale to the public within 60 days of the event related to those data/results and always provided that copyright symbol appears together as follows below.

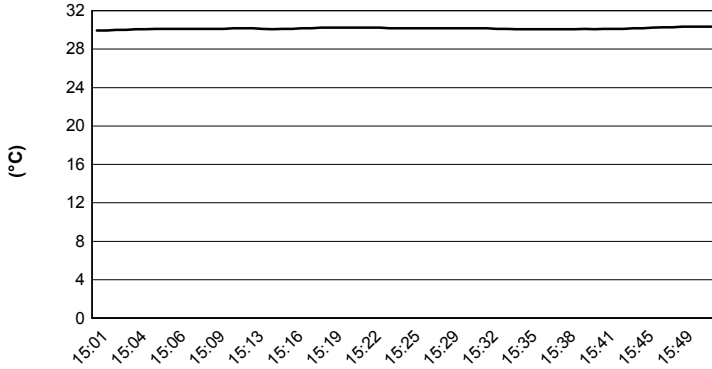
© DORNA WSBK ORGANIZATION Srl 2018



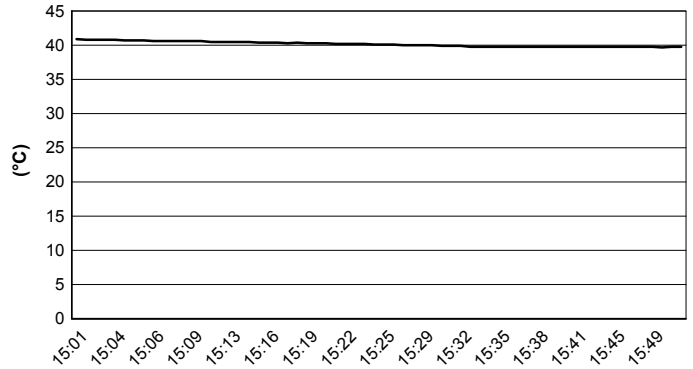
Buriram 4.554 m

Thai Round, 23-24-25 March 2018
World Supersport - Weather Report Free Practice 2nd Session
 Session started 15:00 - Session ended 15:52

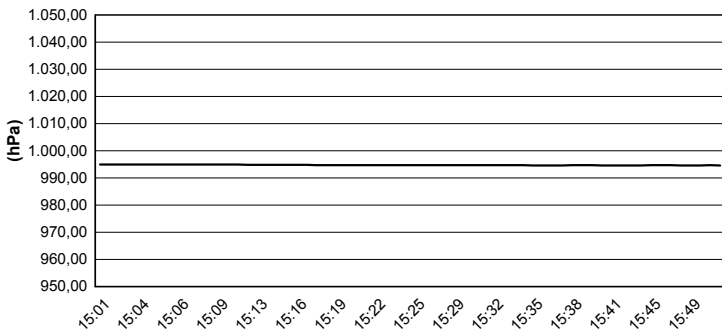
Air Temperature



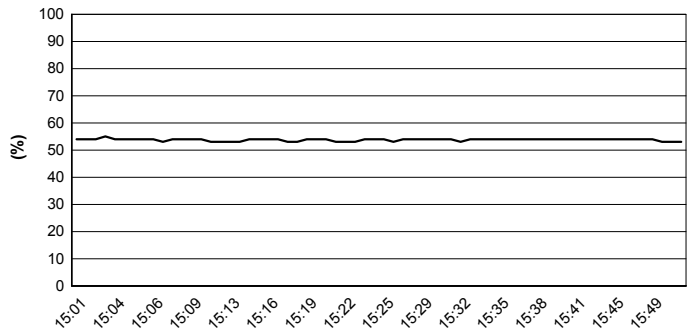
Track Temperature



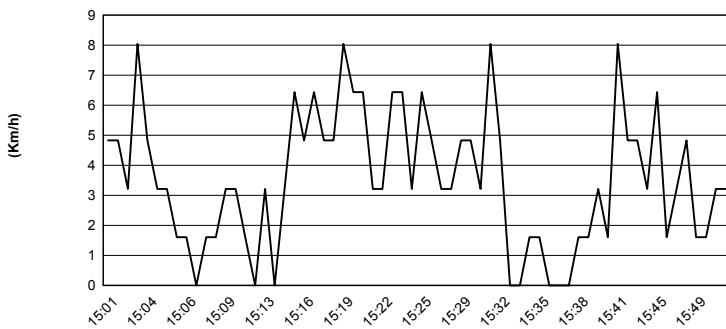
Air Pressure



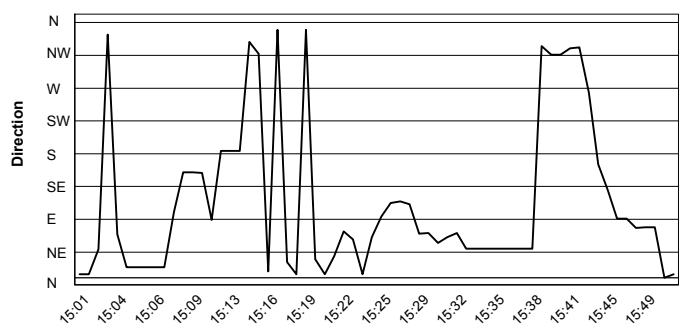
Humidity



Wind Speed



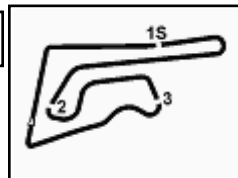
Wind Direction



23/03/2018

These data/results cannot be reproduced, stored and/or transmitted in whole or in part by any manner of electronic, mechanical, photocopying, recording, broadcasting or otherwise now known or herein after developed without the previous express consent by the copyright owner, except for reproduction in daily press and regular printed publications on sale to the public within 60 days of the event related to those data/results and always provided that copyright symbol appears together as follows below.

© DORNA WSBK ORGANIZATION Srl 2018



Thai Round, 23-24-25 March 2018

World Supersport - Superpoles Entry List

Superpole 1

FPs Pos	No. Rider	Nat	Team	Bike	Time
11	25 A. KAMARUZAMAN	MAS	Kawasaki Puccetti Racing	Kawasaki ZX-6R	1'38.519
12	5 R. WILAIROT	THA	Yamaha Thailand Racing Team	Yamaha YZF R6	1'38.557
13	66 N. TUULI	FIN	CIA Landlord Insurance Honda	Honda CBR600RR	1'38.569
14	111 K. SMITH	GBR	GEMAR Team Lorini	Honda CBR600RR	1'38.589
15	86 A. BADOVINI	ITA	MV Agusta Reparto Corse by Vamag	MV Agusta F3 675	1'38.661
16	4 J. KENNEDY	IRL	Profile Racing	Triumph Daytona 675	1'38.783
17	36 T. GRADINGER	AUT	NRT	Yamaha YZF R6	1'38.945
18	94 M. DI MEGLIO	FRA	GMT94 Yamaha	Yamaha YZF R6	1'39.146
19	10 N. CALERO	ESP	Orelac Racing VerdNatura	Kawasaki ZX-6R	1'39.298
20	84 L. CRESSON	BEL	Kallio Racing	Yamaha YZF R6	1'39.302
21	24 D. KRAISART	THA	Yamaha Thailand Racing Team	Yamaha YZF R6	1'39.384
22	74 J. VAN SIKKELERUS	NED	GEMAR Team Lorini	Honda CBR600RR	1'39.684
23	83 L. EPIS	AUS	Team GoEleven Kawasaki	Kawasaki ZX-6R	1'39.851
24	38 H. SOOMER	EST	Racedays	Honda CBR600RR	1'40.182
25	96 A. IRWIN	GBR	CIA Landlord Insurance Honda	Honda CBR600RR	1'40.907
26	29 T. COLLINS	AUS	Team GoEleven Kawasaki	Kawasaki ZX-6R	1'41.365

Superpole 2

FPs Pos	No. Rider	Nat	Team	Bike	Time
1	144 L. MAHIAS	FRA	GRT Yamaha Official WorldSSP Team	Yamaha YZF R6	1'37.469
2	21 R. KRUMMENACHER	SUI	BARDAHL Evan Bros. WorldSSP Team	Yamaha YZF R6	1'37.503
3	64 F. CARICASULO	ITA	GRT Yamaha Official WorldSSP Team	Yamaha YZF R6	1'37.692
4	16 J. CLUZEL	FRA	NRT	Yamaha YZF R6	1'37.786
5	13 A. WEST	AUS	EAB antwest Racing	Kawasaki ZX-6R	1'37.838
6	78 H. OKUBO	JPN	Kawasaki Puccetti Racing	Kawasaki ZX-6R	1'37.922
7	11 S. CORTESE	GER	Kallio Racing	Yamaha YZF R6	1'37.940
8	3 R. DE ROSA	ITA	MV Agusta Reparto Corse by Vamag	MV Agusta F3 675	1'38.112
9	81 L. STAPLEFORD	GBR	Profile Racing	Triumph Daytona 675	1'38.256
10	99 T. WAROKORN	THA	CORE Kawasaki Thailand Racing Team	Kawasaki ZX-6R	1'38.438
*					
*					

* These positions are assigned to the 1st and 2nd rider classified in Superpole 1

23/03/2018 1!

These data/results cannot be reproduced, stored and/or transmitted in whole or in part by any manner of electronic, mechanical, photocopying, recording, broadcasting or otherwise now known or herein after developed without the previous express consent by the copyright owner, except for reproduction in daily press and regular printed publications on sale to the public within 60 days of the event related to those data/results and always provided that copyright symbol appears together as follows below.

© DORNA WSBK ORGANIZATION Srl 2018

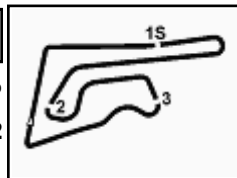
FICR PERUGIA TIMING



Official Tyre Supplier



Official Timekeeper



Thai Round, 23-24-25 March 2018

World Supersport - Best Laps & Speeds

No.	Rider Bike	Nat	Best Lap		FP1		FP2												
			LL	SPD	LL	SPD	LL	SPD											
1	144 L. MAHIAS Yamaha YZF R6	FRA	1'37.469 33 259,6		1'37.469 16 258,3		1'37.592												
2	21 R. KRUMMENACHER Yamaha YZF R6	SUI	1'37.503 36 260,8		1'37.782 17 258,3		1'37.503 19 260,8												
3	64 F. CARICASULO Yamaha YZF R6	ITA	1'37.692 40 263,4		1'38.219 20 259,6		1'37.692 20 263,4												
4	16 J. CLUZEL Yamaha YZF R6	FRA	1'37.786 24 265,3		1'38.434 12 265,3		1'37.786 12 263,4												
5	13 A. WEST Kawasaki ZX-6R	AUS	1'37.838 35 257,7		1'38.233 17 254,7		1'37.838 18 257,7												
6	78 H. OKUBO Kawasaki ZX-6R	JPN	1'37.922 40 263,4		1'38.672 21 263,4		1'37.922 19 261,5												
7	11 S. CORTESI Yamaha YZF R6	GER	1'37.940 41 261,5		1'38.293 23 258,9		1'37.940 18 261,5												
8	3 R. DE ROSA MV Agusta F3 675	ITA	1'38.112 37 265,3		1'38.391 19 260,8		1'38.112 18 265,3												
9	81 L. STAPLEFORD Triumph Daytona 675	GBR	1'38.256 23 257,1		1'38.256 11 257,1		1'38.484 12 255,9												
10	99 T. WAROKORN Kawasaki ZX-6R	THA	1'38.438 37 262,1		1'39.182 18 260,2		1'38.438 19 262,1												
11	25 A. KAMARUZAMAN Kawasaki ZX-6R	MAS	1'38.519 38 262,1		1'38.824 19 260,8		1'38.519 19 262,1												
12	5 R. WILAIROT Yamaha YZF R6	THA	1'38.557 36 261,5		1'39.186 15 255,3		1'38.557 21 261,5												
13	66 N. TUULI Honda CBR600RR	FIN	1'38.569 35 259,6		1'38.804 18 259,6		1'38.569 17 258,3												
14	111 K. SMITH Honda CBR600RR	GBR	1'38.589 34 262,1		1'39.106 15 257,7		1'38.589 19 262,1												
15	86 A. BADOVINI MV Agusta F3 675	ITA	1'38.661 30 265,3		1'39.009 15 260,2		1'38.661 15 265,3												
16	4 J. KENNEDY Triumph Daytona 675	IRL	1'38.783 27 260,2		1'38.945 13 253,5		1'38.783 14 260,2												
17	36 T. GRADINGER Yamaha YZF R6	AUT	1'38.945 33 260,8		1'39.254 15 260,8		1'38.945 18 260,8												
18	94 M. DI MEGLIO Yamaha YZF R6	FRA	1'39.146 46 262,1		1'39.779 22 262,1		1'39.146 24 258,9												
19	10 N. CALERO Kawasaki ZX-6R	ESP	1'39.298 36 258,3		1'40.310 18 256,5		1'39.298 18 258,3												
20	84 L. CRESSON Yamaha YZF R6	BEL	1'39.302 39 264,0		1'40.013 21 262,7		1'39.302 18 264,0												
21	24 D. KRAISART Yamaha YZF R6	THA	1'39.384 28 254,7		1'40.301 12 250,0		1'39.384 16 254,7												
22	74 J. VAN SIKKELERUS Honda CBR600RR	NED	1'39.684 40 254,1		1'39.684 20 251,7		1'40.066 20 254,1												
23	83 L. EPIS Kawasaki ZX-6R	AUS	1'39.851 34 256,5		1'40.586 19 255,9		1'39.851 15 256,5												
24	38 H. SOOMER Honda CBR600RR	EST	1'40.182 40 255,9		1'41.710 19 255,9		1'40.182 21 255,9												
25	96 A. IRWIN Honda CBR600RR	GBR	1'40.907 30 256,5		1'41.124 21 251,7		1'40.907 9 256,5												

23/03/2018

These data/results cannot be reproduced, stored and/or transmitted in whole or in part by any manner of electronic, mechanical, photocopying, recording, broadcasting or otherwise now known or herein after developed without the previous express consent by the copyright owner, except for reproduction in daily press and regular printed publications on sale to the public within 60 days of the event related to those data/results and always provided that copyright symbol appears together as follows below.

© DORNA WSBK ORGANIZATION Srl 2018

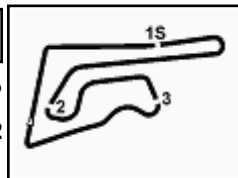
PIRELLI PERUGIA TIMING



Official Tyre Supplier



Official Timekeeper



Buriram 4.554 m

Thai Round, 23-24-25 March 2018

World Supersport - Best Laps & Speeds

2 / 2

No.	Rider	Nat	Best Lap		FP1		FP2							
			LL	SPD	LL	SPD	LL	SPD						
26	T. COLLINS Kawasaki ZX-6R	AUS	1'41.365 38 256,5		1'42.636 19 254,7		1'41.365 19 256,5							

23/03/2018

These data/results cannot be reproduced, stored and/or transmitted in whole or in part by any manner of electronic, mechanical, photocopying, recording, broadcasting or otherwise now known or herein after developed without the previous express consent by the copyright owner, except for reproduction in daily press and regular printed publications on sale to the public within 60 days of the event related to those data/results and always provided that copyright symbol appears together as follows below.

© DORNA WSBK ORGANIZATION Srl 2018

FKR PERUGIA TIMING


Official Tyre Supplier



Official Timekeeper