
Thai Round, 23-24-25 March 2018
World Supersport - Results Free Practice 3rd Session

Buriram 4.554 m

1 / 2

No.	Rider	Nat	Team	Bike	Time	Gap	Rel.	Laps	Speed	
									Avg	Max
1	16 J. CLUZEL	FRA	NRT	Yamaha YZF R6	1'37.344			11	168,417	267,3
2	144 L. MAHIAS	FRA	GRT Yamaha Official WorldSSP Team	Yamaha YZF R6	1'37.456	0.112	0.112	11	168,224	258,4
3	64 F. CARICASULO	ITA	GRT Yamaha Official WorldSSP Team	Yamaha YZF R6	1'37.857	0.513	0.401	9	167,534	264,7
4	21 R. KRUMMENACHER	SUI	BARDAHL Evan Bros. WorldSSP Team	Yamaha YZF R6	1'37.946	0.602	0.089	9	167,382	259,0
5	99 T. WAROKORN	THA	CORE Kawasaki Thailand Racing Team	Kawasaki ZX-6R	1'38.406	1.062	0.460	10	166,600	268,0
6	11 S. CORTESE	GER	Kallio Racing	Yamaha YZF R6	1'38.458	1.114	0.052	10	166,512	265,4
7	13 A. WEST	AUS	EAB antwest Racing	Kawasaki ZX-6R	1'38.651	1.307	0.193	9	166,186	258,4
8	66 N. TUULI	FIN	CIA Landlord Insurance Honda	Honda CBR600RR	1'38.685	1.341	0.034	10	166,129	257,8
9	78 H. OKUBO	JPN	Kawasaki Puccetti Racing	Kawasaki ZX-6R	1'38.772	1.428	0.087	11	165,982	265,4
10	81 L. STAPLEFORD	GBR	Profile Racing	Triumph Daytona 675	1'38.802	1.458	0.030	11	165,932	264,7
11	36 T. GRADINGER	AUT	NRT	Yamaha YZF R6	1'38.810	1.466	0.008	11	165,918	262,8
12	25 A. KAMARUZAMAN	MAS	Kawasaki Puccetti Racing	Kawasaki ZX-6R	1'38.973	1.629	0.163	10	165,645	260,9
13	111 K. SMITH	GBR	GEMAR Team Lorini	Honda CBR600RR	1'39.075	1.731	0.102	8	165,475	259,0
14	5 R. WILAIROT	THA	Yamaha Thailand Racing Team	Yamaha YZF R6	1'39.147	1.803	0.072	9	165,354	261,5
15	24 D. KRAISART	THA	Yamaha Thailand Racing Team	Yamaha YZF R6	1'39.180	1.836	0.033	11	165,299	256,5
16	86 A. BADOVINI	ITA	MV Agusta Reparto Corse by Vomag	MV Agusta F3 675	1'39.192	1.848	0.012	10	165,279	261,5
17	4 J. KENNEDY	IRL	Profile Racing	Triumph Daytona 675	1'39.251	1.907	0.059	7	165,181	252,3
18	84 L. CRESSON	BEL	Kallio Racing	Yamaha YZF R6	1'39.368	2.024	0.117	10	164,987	264,7
19	94 M. DI MEGLIO	FRA	GMT94 Yamaha	Yamaha YZF R6	1'39.373	2.029	0.005	10	164,978	258,4
20	3 R. DE ROSA	ITA	MV Agusta Reparto Corse by Vomag	MV Agusta F3 675	1'39.553	2.209	0.180	4	164,680	257,1
21	10 N. CALERO	ESP	Orelac Racing VerdNatura	Kawasaki ZX-6R	1'39.591	2.247	0.038	9	164,617	259,6
22	83 L. EPIS	AUS	Team GoEleven Kawasaki	Kawasaki ZX-6R	1'39.748	2.404	0.157	9	164,358	257,1
23	38 H. SOOMER	EST	Racedays	Honda CBR600RR	1'39.780	2.436	0.032	10	164,305	257,8
24	74 J. VAN SIKKELERUS	NED	GEMAR Team Lorini	Honda CBR600RR	1'39.920	2.576	0.140	10	164,075	257,8
25	96 A. IRWIN	GBR	CIA Landlord Insurance Honda	Honda CBR600RR	1'40.247	2.903	0.327	6	163,540	255,9
26	29 T. COLLINS	AUS	Team GoEleven Kawasaki	Kawasaki ZX-6R	1'41.193	3.849	0.946	11	162,011	257,8

Qualifying Lap Time (107% of 1'37.344): 1'44.159

AIR	Humidity:	51%	Temp:	29°C
TRACK	Condition:	Dry	Temp:	38°C

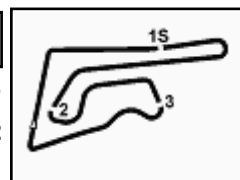
Records	Pole (QP1)	2015 K.Sofuoglu	1'37.345	168,420	Km/h
	Race (RC)	2015 J.Cluzel	1'37.887	167,480	Km/h
	Circuit (QP1)	2015 K.Sofuoglu	1'37.345	168,420	Km/h

 Start 24/03/2018 11:15
 End 11:36

The results are provisional until the end of the time limit for protests and appeals and the completion of the technical checks.

These data/results cannot be reproduced, stored and/or transmitted in whole or in part by any manner of electronic, mechanical, photocopying, recording, broadcasting or otherwise now known or herein after developed without the previous express consent by the copyright owner, except for reproduction in daily press and regular printed publications on sale to the public within 60 days of the event related to those data/results and always provided that copyright symbol appears together as follows below.

© DORNA WSBK ORGANIZATION Srl 2018



Thai Round, 23-24-25 March 2018

World Supersport - Results Free Practice 3rd Session

Session Highlights

Local Time	No. Rider	Description
11.15.00		Start
11.16.56	3 R. DE ROSA	Crashed - Turn 7
11.19.32		WorldSSP Pit Intervention Time: 1min 21secs
11.23.01	111 K. SMITH	On the Gravel - Re-Joined - Turn 4
11.30.41		New Best Lap
11.32.57	66 N. TUULI	Lap Cancelled - Exceeded Track Limits - Turn 7
11.35.09	25 A. KAMARUZAMAN	Crashed - Turn 10
11.36.47		End Of Session

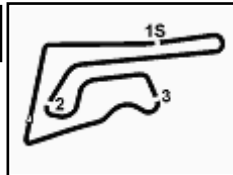
Fastest Laps Sequence

No.	Rider	Nat	Team	Bike	Local Time	Time	Gap	Avg
21	R. KRUMMENACHER	SUI	BARDAHL Evan Bros. WorldSSP Team	Yamaha YZF R6	11:18'24.295	1'39.504		164,761
25	A. KAMARUZAMAN	MAS	Kawasaki Puccetti Racing	Kawasaki ZX-6R	11:18'27.225	1'39.454	-0.050	164,844
11	S. CORTESE	GER	Kallio Racing	Yamaha YZF R6	11:18'55.882	1'39.203	-0.251	165,261
144	L. MAHIAS	FRA	GRT Yamaha Official WorldSSP Team	Yamaha YZF R6	11:19'48.342	1'37.794	-1.409	167,642
144	L. MAHIAS	FRA	GRT Yamaha Official WorldSSP Team	Yamaha YZF R6	11:21'25.798	1'37.456	-0.338	168,224
16	J. CLUZEL	FRA	NRT	Yamaha YZF R6	11:30'31.485	1'37.344	-0.112	168,417

Start End The results are provisional until the end of the time limit for protests and appeals
24/03/2018 11:15 11:36 and the completion of the technical checks.

These data/results cannot be reproduced, stored and/or transmitted in whole or in part by any manner of electronic, mechanical, photocopying, recording, broadcasting or otherwise now known or herein after developed without the previous express consent by the copyright owner, except for reproduction in daily press and regular printed publications on sale to the public within 60 days of the event related to those data/results and always provided that copyright symbol appears together as follows below.

© DORNA WSBK ORGANIZATION Srl 2018



Thai Round, 23-24-25 March 2018

World Supersport - Best Sectors & Speed Free Practice 3rd Session

BEST LAP			
1	16 J. CLUZEL	Yamaha YZF R6	1'37.344
2	144 L. MAHIAS	Yamaha YZF R6	1'37.456
3	64 F. CARICASULO	Yamaha YZF R6	1'37.857
4	21 R. KRUMMENACHER	Yamaha YZF R6	1'37.946
5	99 T. WAROKORN	Kawasaki ZX-6R	1'38.406
6	11 S. CORTESE	Yamaha YZF R6	1'38.458
7	13 A. WEST	Kawasaki ZX-6R	1'38.651
8	66 N. TUULI	Honda CBR600RR	1'38.685
9	78 H. OKUBO	Kawasaki ZX-6R	1'38.772
10	81 L. STAPLEFORD	Triumph Daytona 675	1'38.802
11	36 T. GRADINGER	Yamaha YZF R6	1'38.810
12	25 A. KAMARUZAMAN	Kawasaki ZX-6R	1'38.973
13	111 K. SMITH	Honda CBR600RR	1'39.075
14	5 R. WILAIROT	Yamaha YZF R6	1'39.147
15	24 D. KRAISART	Yamaha YZF R6	1'39.180
16	86 A. BADOVINI	MV Agusta F3 675	1'39.192
17	4 J. KENNEDY	Triumph Daytona 675	1'39.251
18	84 L. CRESSON	Yamaha YZF R6	1'39.368
19	94 M. DI MEGLIO	Yamaha YZF R6	1'39.373
20	3 R. DE ROSA	MV Agusta F3 675	1'39.553
21	10 N. CALERO	Kawasaki ZX-6R	1'39.591
22	83 L. EPIS	Kawasaki ZX-6R	1'39.748
23	38 H. SOOMER	Honda CBR600RR	1'39.780
24	74 J. VAN SIKKELERUS	Honda CBR600RR	1'39.920
25	96 A. IRWIN	Honda CBR600RR	1'40.247
26	29 T. COLLINS	Kawasaki ZX-6R	1'41.193

SPEED			
1	99 T. WAROKORN	Kawasaki ZX-6R	268,0
2	16 J. CLUZEL	Yamaha YZF R6	267,3
3	78 H. OKUBO	Kawasaki ZX-6R	265,4
4	11 S. CORTESE	Yamaha YZF R6	265,4
5	64 F. CARICASULO	Yamaha YZF R6	264,7
6	84 L. CRESSON	Yamaha YZF R6	264,7
7	81 L. STAPLEFORD	Triumph Daytona 675	264,7
8	36 T. GRADINGER	Yamaha YZF R6	262,8
9	86 A. BADOVINI	MV Agusta F3 675	261,5
10	5 R. WILAIROT	Yamaha YZF R6	261,5
11	25 A. KAMARUZAMAN	Kawasaki ZX-6R	260,9
12	10 N. CALERO	Kawasaki ZX-6R	259,6
13	111 K. SMITH	Honda CBR600RR	259,0
14	21 R. KRUMMENACHER	Yamaha YZF R6	259,0
15	94 M. DI MEGLIO	Yamaha YZF R6	258,4
16	13 A. WEST	Kawasaki ZX-6R	258,4
17	144 L. MAHIAS	Yamaha YZF R6	258,4
18	74 J. VAN SIKKELERUS	Honda CBR600RR	257,8
19	66 N. TUULI	Honda CBR600RR	257,8
20	38 H. SOOMER	Honda CBR600RR	257,8
21	29 T. COLLINS	Kawasaki ZX-6R	257,8
22	3 R. DE ROSA	MV Agusta F3 675	257,1
23	83 L. EPIS	Kawasaki ZX-6R	257,1
24	24 D. KRAISART	Yamaha YZF R6	256,5
25	96 A. IRWIN	Honda CBR600RR	255,9
26	4 J. KENNEDY	Triumph Daytona 675	252,3

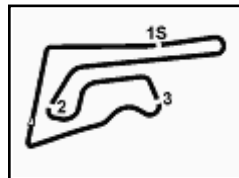
SEG. 1			SEG. 2			SEG. 3			SEG. 4		
1	16 J. CLUZEL	21.062	1	16 J. CLUZEL	28.201	1	144 L. MAHIAS	23.497	1	144 L. MAHIAS	24.132
2	99 T. WAROKORN	21.169	2	64 F. CARICASULO	28.244	2	16 J. CLUZEL	23.574	2	16 J. CLUZEL	24.325
3	11 S. CORTESE	21.228	3	144 L. MAHIAS	28.299	3	21 R. KRUMMENACHER	23.621	3	21 R. KRUMMENACHER	24.338
4	64 F. CARICASULO	21.249	4	21 R. KRUMMENACHER	28.413	4	64 F. CARICASULO	23.699	4	64 F. CARICASULO	24.457
5	5 R. WILAIROT	21.302	5	99 T. WAROKORN	28.550	5	13 A. WEST	23.714	5	11 S. CORTESE	24.485
6	144 L. MAHIAS	21.312	6	78 H. OKUBO	28.598	6	99 T. WAROKORN	23.760	6	81 L. STAPLEFORD	24.492
7	81 L. STAPLEFORD	21.322	7	11 S. CORTESE	28.667	7	66 N. TUULI	23.799	7	13 A. WEST	24.506
8	36 T. GRADINGER	21.331	8	36 T. GRADINGER	28.696	8	11 S. CORTESE	23.827	8	66 N. TUULI	24.507
9	78 H. OKUBO	21.352	9	25 A. KAMARUZAMAN	28.712	9	111 K. SMITH	23.874	9	99 T. WAROKORN	24.515
10	84 L. CRESSON	21.352	10	84 L. CRESSON	28.718	10	24 D. KRAISART	23.890	10	78 H. OKUBO	24.542
11	21 R. KRUMMENACHER	21.410	11	5 R. WILAIROT	28.726	11	81 L. STAPLEFORD	23.910	11	4 J. KENNEDY	24.556
12	66 N. TUULI	21.473	12	13 A. WEST	28.767	12	25 A. KAMARUZAMAN	23.929	12	25 A. KAMARUZAMAN	24.557
13	111 K. SMITH	21.495	13	66 N. TUULI	28.793	13	36 T. GRADINGER	23.945	13	36 T. GRADINGER	24.576
14	4 J. KENNEDY	21.507	14	81 L. STAPLEFORD	28.795	14	4 J. KENNEDY	23.961	14	111 K. SMITH	24.589
15	86 A. BADOVINI	21.513	15	86 A. BADOVINI	28.882	15	94 M. DI MEGLIO	23.966	15	86 A. BADOVINI	24.618
16	24 D. KRAISART	21.530	16	83 L. EPIS	28.891	16	78 H. OKUBO	23.981	16	24 D. KRAISART	24.650
17	3 R. DE ROSA	21.556	17	111 K. SMITH	28.913	17	86 A. BADOVINI	23.984	17	5 R. WILAIROT	24.667
18	94 M. DI MEGLIO	21.584	18	24 D. KRAISART	28.937	18	10 N. CALERO	24.036	18	94 M. DI MEGLIO	24.691
19	25 A. KAMARUZAMAN	21.602	19	4 J. KENNEDY	28.940	19	5 R. WILAIROT	24.043	19	96 A. IRWIN	24.720
20	13 A. WEST	21.602	20	74 J. VAN SIKKELERUS	28.966	20	3 R. DE ROSA	24.068	20	10 N. CALERO	24.733
21	10 N. CALERO	21.644	21	94 M. DI MEGLIO	28.981	21	74 J. VAN SIKKELERUS	24.093	21	3 R. DE ROSA	24.784
22	83 L. EPIS	21.663	22	38 H. SOOMER	29.030	22	38 H. SOOMER	24.136	22	38 H. SOOMER	24.816
23	96 A. IRWIN	21.664	23	10 N. CALERO	29.039	23	83 L. EPIS	24.196	23	83 L. EPIS	24.874
24	74 J. VAN SIKKELERUS	21.667	24	3 R. DE ROSA	29.145	24	96 A. IRWIN	24.243	24	84 L. CRESSON	24.906
25	38 H. SOOMER	21.704	25	96 A. IRWIN	29.269	25	84 L. CRESSON	24.259	25	74 J. VAN SIKKELERUS	24.970
26	29 T. COLLINS	21.767	26	29 T. COLLINS	29.439	26	29 T. COLLINS	24.505	26	29 T. COLLINS	25.221

24/03/2018

These data/results cannot be reproduced, stored and/or transmitted in whole or in part by any manner of electronic, mechanical, photocopying, recording, broadcasting or otherwise now known or herein after developed without the previous express consent by the copyright owner, except for reproduction in daily press and regular printed publications on sale to the public within 60 days of the event related to those data/results and always provided that copyright symbol appears together as follows below.

© DORNA WSBK ORGANIZATION Srl 2018





Buriram 4.554 m

Thai Round, 23-24-25 March 2018

World Supersport - Ideal Times Free Practice 3rd Session

No.	Rider	Nat	Bike	Seg. 1	Seg. 2	Seg. 3	Seg. 4	Ideal Time			
				Diff. 1	Diff. 2	Diff. 3	Diff. 4	Best Lap	Pos.	Diff.	
1	16 J. CLUZEL	FRA	Yamaha YZF R6	21.062 0.061	28.201 0.005	23.574 0.082	24.325 0.034	1'37.162	1'37.344	1	0.182
2	144 L. MAHIAS	FRA	Yamaha YZF R6	21.312 0.023	28.299 0.099	23.497	24.132 0.094	1'37.240	1'37.456	2	0.216
3	64 F. CARICASULO	ITA	Yamaha YZF R6	21.249	28.244	23.699 0.095	24.457 0.113	1'37.649	1'37.857	3	0.208
4	21 R. KRUMMENACHER	SUI	Yamaha YZF R6	21.410	28.413	23.621 0.076	24.338 0.088	1'37.782	1'37.946	4	0.164
5	99 T. WAROKORN	THA	Kawasaki ZX-6R	21.169	28.550	23.760 0.273	24.515 0.139	1'37.994	1'38.406	5	0.412
6	11 S. CORTESE	GER	Yamaha YZF R6	21.228 0.181	28.667 0.050	23.827	24.485 0.020	1'38.207	1'38.458	6	0.251
7	78 H. OKUBO	JPN	Kawasaki ZX-6R	21.352 0.155	28.598 0.144	23.981	24.542	1'38.473	1'38.772	9	0.299
8	81 L. STAPLEFORD	GBR	Triumph Daytona 675	21.322 0.098	28.795 0.006	23.910 0.054	24.492 0.125	1'38.519	1'38.802	10	0.283
9	36 T. GRADINGER	AUT	Yamaha YZF R6	21.331 0.118	28.696	23.945	24.576 0.144	1'38.548	1'38.810	11	0.262
10	66 N. TUULI	FIN	Honda CBR600RR	21.473 0.113	28.793	23.799	24.507	1'38.572	1'38.685	8	0.113
11	13 A. WEST	AUS	Kawasaki ZX-6R	21.602 0.046	28.767	23.714	24.506 0.016	1'38.589	1'38.651	7	0.062
12	5 R. WILAIROT	THA	Yamaha YZF R6	21.302 0.001	28.726 0.028	24.043 0.323	24.667 0.057	1'38.738	1'39.147	14	0.409
13	25 A. KAMARUZAMAN	MAS	Kawasaki ZX-6R	21.602	28.712	23.929 0.050	24.557 0.123	1'38.800	1'38.973	12	0.173
14	111 K. SMITH	GBR	Honda CBR600RR	21.495 0.098	28.913	23.874	24.589 0.106	1'38.871	1'39.075	13	0.204
15	4 J. KENNEDY	IRL	Triumph Daytona 675	21.507 0.069	28.940 0.110	23.961 0.035	24.556 0.073	1'38.964	1'39.251	17	0.287
16	86 A. BADOVINI	ITA	MV Agusta F3 675	21.513 0.128	28.882 0.053	23.984	24.618 0.014	1'38.997	1'39.192	16	0.195
17	24 D. KRAISART	THA	Yamaha YZF R6	21.530 0.110	28.937 0.052	23.890	24.650 0.011	1'39.007	1'39.180	15	0.173
18	94 M. DI MEGLIO	FRA	Yamaha YZF R6	21.584	28.981 0.043	23.966	24.691 0.108	1'39.222	1'39.373	19	0.151
19	84 L. CRESSON	BEL	Yamaha YZF R6	21.352	28.718 0.112	24.259	24.906 0.021	1'39.235	1'39.368	18	0.133
20	10 N. CALERO	ESP	Kawasaki ZX-6R	21.644	29.039 0.025	24.036	24.733 0.114	1'39.452	1'39.591	21	0.139
21	3 R. DE ROSA	ITA	MV Agusta F3 675	21.556	29.145	24.068	24.784	1'39.553	1'39.553	20	
22	83 L. EPIS	AUS	Kawasaki ZX-6R	21.663	28.891 0.116	24.196 0.008	24.874	1'39.624	1'39.748	22	0.124
23	38 H. SOOMER	EST	Honda CBR600RR	21.704 0.049	29.030	24.136	24.816 0.045	1'39.686	1'39.780	23	0.094
24	74 J. VAN SIKKELERUS	NED	Honda CBR600RR	21.667 0.149	28.966	24.093	24.970 0.075	1'39.696	1'39.920	24	0.224
25	96 A. IRWIN	GBR	Honda CBR600RR	21.664 0.163	29.269 0.154	24.243	24.720 0.034	1'39.896	1'40.247	25	0.351
26	29 T. COLLINS	AUS	Kawasaki ZX-6R	21.767	29.439 0.129	24.505 0.132	25.221	1'40.932	1'41.193	26	0.261
Overall Ideal Time				21.062	28.201	23.497	24.132	1'36.892			

24/03/2018

These data/results cannot be reproduced, stored and/or transmitted in whole or in part by any manner of electronic, mechanical, photocopying, recording, broadcasting or otherwise now known or herein after developed without the previous express consent by the copyright owner, except for reproduction in daily press and regular printed publications on sale to the public within 60 days of the event related to those data/results and always provided that copyright symbol appears together as follows below.

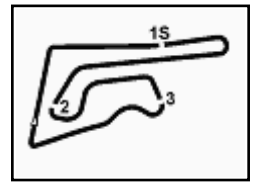
© DORNA WSBK ORGANIZATION Srl 2018

PIRELLI PERUGIA TIMING


Official Tyre Supplier



Official Timekeeper



Buriram 4.554 m

1 / 3
Thai Round, 23-24-25 March 2018
World Supersport - Chronological Analysis Free Practice 3rd Session

1° 16 J. CLUZEL (1'37.344)							
Lap	Seg.1	Seg.2	Seg.3	Seg.4	Lap Time	km/h	Local Time
1		32.901	25.970	26.675		218,2	11:17:01.762
2	22.499	30.409	25.266	26.098	1'44.272	236,3	11:18:46.034
3	21.321	28.433	23.946	24.471	1'38.171	265,4	11:20:24.205
4	21.267	28.466	24.088	39.270	1'53.091	262,1	11:22:17.296
5	21.251	28.350	23.574	24.325	1'37.500	265,4	11:23:54.796
6	21.252	28.221		1'43.696	266,0	11:25:38.492	
7	21.240	28.382	23.727	24.450	1'37.799	266,0	11:27:16.291
8	21.135	28.672	23.661	24.382	1'37.850	267,3	11:28:54.141
9	21.123	28.206	23.656	24.359	1'37.344	265,4	11:30:31.485
10	21.116	28.201	24.247	27.118	1'40.682	266,0	11:32:12.167
11	21.111	28.304	23.824	24.459	1'37.698	266,0	11:33:49.865
12	21.062	28.441	24.020	43.776	1'57.299P	266,0	11:35:47.164

6° 11 S. CORTESE (1'38.458)							
Lap	Seg.1	Seg.2	Seg.3	Seg.4	Lap Time	km/h	Local Time
1		30.910	25.647	25.394		252,9	11:17:16.679
2	21.533	29.125	23.994	24.551	1'39.203	257,8	11:18:55.882
3	21.510	29.044	24.033	24.485	1'39.072	258,4	11:20:34.954
4	21.380	28.985	24.233	25.497	1'40.095	260,2	11:22:15.049
5	21.413	29.474	26.108	36.080	1'53.075P	262,1	11:24:08.124
6	1'26.546	29.622	24.306	25.594	2'46.068P	253,5	11:26:54.192
7	21.499	28.738	23.940	24.643	1'38.820	259,0	11:28:33.012
8	21.409	28.717	23.827	24.505	1'38.458	259,6	11:30:11.470
9	21.391	28.974		1'43.477	257,1	11:31:54.947	
10	21.228	28.754	23.882	24.714	1'38.578	265,4	11:33:33.525
11	21.473	28.667	23.865	24.537	1'38.542	258,4	11:35:12.067

2° 144 L. MAHIAS (1'37.456)							
Lap	Seg.1	Seg.2	Seg.3	Seg.4	Lap Time	km/h	Local Time
1		30.241	24.369	24.773		244,3	11:18:10.548
2	21.398	28.405	23.615	24.376	1'37.794	254,7	11:19:48.342
3	21.335	28.398	23.497	24.226	1'37.456	255,3	11:21:25.798
4	21.365	28.460	23.528	24.315	1'37.668	255,3	11:23:03.466
5	21.566	28.420	23.560	24.337	1'37.883	256,5	11:24:41.349
6	21.336	28.527	23.647	24.331	1'37.841	257,8	11:26:19.190
7	21.452	28.464	23.732	24.292	1'37.940	255,3	11:27:57.130
8	21.312	28.411	23.612	24.132	1'37.467	257,1	11:29:34.597
9	21.346	28.485	23.665	24.323	1'37.819	255,9	11:31:12.416
10	25.203	31.220	24.029	24.856	1'45.308	191,2	11:32:57.724
11	26.483	36.815	23.541	24.677	1'51.516	210,1	11:34:49.240
12	21.377	28.299	23.632	24.347	1'37.655	258,4	11:36:26.895

7° 13 A. WEST (1'38.651)							
Lap	Seg.1	Seg.2	Seg.3	Seg.4	Lap Time	km/h	Local Time
1		30.895	24.647	35.563		251,2	11:17:19.031
2	1'21.165	30.449	26.835	26.129	2'44.578P	244,3	11:20:03.609
3	21.606	28.801	23.862	24.506	1'38.775	255,3	11:21:42.384
4	21.648	28.767	23.714	24.522	1'38.651	255,9	11:23:21.035
5	21.737	29.032	23.943	24.680	1'39.392	255,3	11:25:00.427
6	21.758	29.643	25.267	36.561	1'53.229P	254,7	11:26:53.656
7	3'00.356	31.285	24.100	24.603	4'20.344P	232,3	11:31:14.000
8	21.668	28.904	24.369	24.750	1'39.691	254,7	11:32:53.691
9	21.609	28.982	24.362	24.859	1'39.812	254,7	11:34:33.503
10	21.602	29.074	24.095	24.744	1'39.515	258,4	11:36:13.018

3° 64 F. CARICASULO (1'37.857)							
Lap	Seg.1	Seg.2	Seg.3	Seg.4	Lap Time	km/h	Local Time
1		29.931	24.917	25.111		254,7	11:17:04.255
2	21.394	29.824	24.827	26.080	1'42.125	264,7	11:18:46.380
3	21.509	28.596	23.964	24.497	1'38.566	262,8	11:20:24.946
4	21.254	28.629	24.131	24.613	1'38.627	264,7	11:22:03.573
5	21.426	28.585	24.058	37.437	1'51.506P	259,6	11:23:55.079
6	3'44.907	29.087	23.988	24.478	5'02.460P	255,9	11:28:57.539
7	21.384	28.599	23.931	24.466	1'38.380	260,2	11:30:35.919
8	21.249	28.244	23.794	24.570	1'37.857	260,9	11:32:13.776
9	21.494	28.343	24.172	24.828	1'38.837	260,9	11:33:52.613
10	21.305	28.464	23.699	24.457	1'37.925	260,9	11:35:30.538

8° 66 N. TUULI (1'38.685)							
Lap	Seg.1	Seg.2	Seg.3	Seg.4	Lap Time	km/h	Local Time
1		30.922	24.740	25.037		250,0	11:16:45.295
2	21.708	29.232	24.124	24.798	1'39.862	256,5	11:18:25.157
3	21.619	28.960	24.080	25.116	1'39.775	256,5	11:20:04.932
4	21.677	31.737	24.804	24.683	1'42.901	257,8	11:21:47.833
5	21.598	29.075	24.083	24.550	1'39.306	257,1	11:23:27.139
6	21.659	29.675	25.809	38.362	1'55.505P	254,1	11:25:22.644
7	3'06.896	30.732	24.890	24.840	4'27.358P	236,8	11:29:50.002
8	21.680	29.130	24.077	24.659	1'39.546	252,3	11:31:29.548
9	21.516	30.400	24.167	24.618	1'40.701C	254,1	11:33:10.249
10	21.473	28.823	23.882	24.639	1'38.817	257,1	11:34:49.066
11	21.586	28.793	23.799	24.507	1'38.685	255,3	11:36:27.751

4° 21 R. KRUMMENACHER (1'37.946)							
Lap	Seg.1	Seg.2	Seg.3	Seg.4	Lap Time	km/h	Local Time
1		30.604	24.701	25.114		252,3	11:16:44.791
2	21.645	28.785	24.329	24.745	1'39.504	258,4	11:18:24.295
3	21.548	28.655	23.931	24.681	1'38.815	257,1	11:20:03.110
4	21.513	28.543	23.621	24.338	1'38.015	257,8	11:21:41.125
5	21.556	28.542	23.633	24.395	1'38.126	258,4	11:23:19.251
6	21.441	29.378	28.061	38.783	1'57.663P	259,0	11:25:16.914
7	4'20.523	31.256	24.875	24.829	5'41.483P	231,3	11:30:58.397
8	21.493	28.561	23.722	24.451	1'38.227	256,5	11:32:36.624
9	21.410	28.413	23.697	24.426	1'37.946	258,4	11:34:14.570
10	21.442	28.423	23.652	24.490	1'38.007	257,1	11:35:52.577

9° 78 H. OKUBO (1'38.772)							
Lap	Seg.1	Seg.2	Seg.3	Seg.4	Lap Time	km/h	Local Time
1		30.174	24.814	25.222		255,9	11:17:04.598
2	21.352	29.678	24.861	26.025	1'41.916	265,4	11:18:46.514
3	21.507	28.742	23.981	24.542	1'38.772	264,1	11:20:25.286
4	21.435	28.941	24.022	24.728	1'39.126	259,6	11:22:04.412
5	21.377	28.689	24.009	25.938	1'40.013	264,1	11:23:44.425
6	21.818		25.373	1'51.563	260,2	11:25:35.988	
7	21.543	28.883	24.408	24.733	1'39.567	260,2	11:27:15.555
8	21.627	29.041	24.225	24.919	1'39.812	260,2	11:28:55.367
9	21.407	28.794	24.348	24.748	1'39.297	260,9	11:30:34.664
10	21.418	28.781	24.213	24.830	1'39.242	259,6	11:32:13.906
11	21.417	28.598	24.077	28.515	1'42.607	262,8	11:33:56.513
12	21.812	28.981	24.470	25.227	1'40.490	258,4	11:35:37.003

5° 99 T. WAROKORN (1'38.406)							
Lap	Seg.1	Seg.2	Seg.3	Seg.4	Lap Time	km/h	Local Time
1		42.831	25.344	24.936		172,2	11:17:03.926
2	21.560	29.672	25.108	26.354	1'42.694	260,2	11:18:46.620
3	21.500	29.005	23.894	24.541	1'38.940	268,0	11:20:25.560
4	21.169	28.550	24.033	24.654	1'38.406	266,7	11:22:03.966
5	21.448	28.889	23.760	24.572	1'38.669	261,5	11:23:42.635
6	21.231	28.808	24.466	36.179	1'50.684P	262,8	11:25:33.319

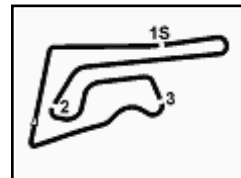
10° 81 L. STAPLEFORD (1'38.802)							
Lap	Seg.1	Seg.2	Seg.3	Seg.4	Lap Time	km/h	Local Time
1							
2							
3							
4							
5							
6							
7							
8							
9							
10							
11							
12							

24/03/2018

P = Pits In/Out - C = Lap Time Cancelled

These data/results cannot be reproduced, stored and/or transmitted in whole or in part by any manner of electronic, mechanical, photocopying, recording, broadcasting or otherwise now known or herein after developed without the previous express consent by the copyright owner, except for reproduction in daily press and regular printed publications on sale to the public within 60 days of the event related to those data/results and always provided that copyright symbol appears together as follows below.

© DORNA WSBK ORGANIZATION Srl 2018



Thai Round, 23-24-25 March 2018

World Supersport - Chronological Analysis Free Practice 3rd Session

Buriram 4.554 m

2 / 3

Lap	Seg.1	Seg.2	Seg.3	Seg.4	Lap Time	km/h	Local Time
1		30.602	24.713	24.866	252,9	11:17'08.027	
2	21.649	29.198	24.227	24.744	1'39.818	255,3	11:18'47.845
3	21.431	29.494	24.113	25.003	1'40.041	260,2	11:20'27.886
4	21.432	28.944	24.035	24.492	1'38.903	256,5	11:22'06.789
5	21.542	28.978	23.910	24.541	1'38.971	257,8	11:23'45.760
6	21.322	28.940	24.089	25.144	1'39.495	264,7	11:25'25.255
7	21.346	29.091	24.021	24.747	1'39.205	262,8	11:27'04.460
8	21.529	28.960	24.100	24.662	1'39.251	254,1	11:28'43.711
9	21.584	28.989	24.047	24.587	1'39.207	253,5	11:30'22.918
10	21.518	28.795	23.956	24.575	1'38.844	253,5	11:32'01.762
11	21.567	28.923	24.121	24.609	1'39.220	252,9	11:33'40.982
12	21.420	28.801	23.964	24.617	1'38.802	254,7	11:35'19.784

15° 24 D. KRAISART (1'39.180)							
Lap	Seg.1	Seg.2	Seg.3	Seg.4	Lap Time	km/h	Local Time
1			31.728	25.062	25.360	215,1	11:16'58.694
2	21.743	29.083	24.040	24.749	1'39.615	254,1	11:18'38.309
3	21.530	29.027	24.164	24.814	1'39.535	256,5	11:20'17.844
4	21.703	28.937	23.978	24.650	1'39.268	252,3	11:21'57.112
5	21.640	28.989	23.890	24.661	1'39.180	253,5	11:23'36.292
6	21.712	32.466	24.532	24.794	1'43.504	252,9	11:25'19.796
7	21.789	29.094	24.088	24.984	1'39.955	252,9	11:26'59.751
8	21.699	29.023	24.123	24.901	1'39.746	251,2	11:28'39.497
9	21.740	29.027	25.093	25.186	1'41.046	251,7	11:30'20.543
10	22.030	29.420	24.687	24.762	1'40.899	247,7	11:32'01.442
11	21.966	29.087	24.259	24.733	1'40.045	253,5	11:33'41.487
12	21.634	28.981	24.080	24.773	1'39.468	252,9	11:35'20.955

11° 36 T. GRADINGER (1'38.810)							
Lap	Seg.1	Seg.2	Seg.3	Seg.4	Lap Time	km/h	Local Time
1		32.658	27.375	26.492	225,9	11:17'13.186	
2	22.484	29.586	24.486	24.998	1'41.554	259,0	11:18'54.740
3	21.535	29.056	24.218	24.812	1'39.621	260,2	11:20'34.361
4	21.560	29.045	24.123	24.694	1'39.422	260,9	11:22'13.783
5	21.546	28.744	24.061	24.576	1'38.927	260,2	11:23'52.710
6	21.449	28.696	23.945	24.720	1'38.810	260,2	11:25'31.520
7	21.389	28.740	24.325	24.809	1'39.263	262,1	11:27'10.783
8	21.424	29.109	24.238	24.694	1'39.465	262,1	11:28'50.248
9	21.392	28.947	24.142	24.662	1'39.143	258,4	11:30'29.391
10	21.437	29.294	24.377	25.104	1'40.212	262,8	11:32'09.603
11	21.331	28.751	24.230	24.659	1'38.971	262,8	11:33'48.574
12	21.423	28.919	24.325	24.895	1'39.562	260,9	11:35'28.136

16° 86 A. BADOVINI (1'39.192)							
Lap	Seg.1	Seg.2	Seg.3	Seg.4	Lap Time	km/h	Local Time
1			30.319	24.687	26.269	249,4	11:17'03.034
2	22.006	30.411	25.394	26.038	1'43.849	261,5	11:18'46.883
3	21.655	28.884	24.068	24.761	1'39.368	261,5	11:20'26.251
4	21.641	28.935	23.984	24.632	1'39.192	258,4	11:22'05.443
5	21.575	29.519	24.074	24.809	1'39.977	259,0	11:23'45.420
6	21.513	28.939	24.055	25.049	1'39.556	260,2	11:25'24.976
7	21.633	29.350	24.107	25.091	1'40.181	257,8	11:27'05.157
8	21.585	29.058	24.182	24.705	1'39.530	257,8	11:28'44.687
9	21.547	28.882	24.203	24.618	1'39.250	257,8	11:30'23.937
10	24.745	33.427	24.478	25.926	1'48.576	234,8	11:32'12.513
11	21.668	29.022	25.415	39.344	1'55.449P	257,1	11:34'07.962

12° 25 A. KAMARUZAMAN (1'38.973)							
Lap	Seg.1	Seg.2	Seg.3	Seg.4	Lap Time	km/h	Local Time
1		30.629	24.470	24.697	253,5	11:16'47.771	
2	21.742	29.060	24.033	24.619	1'39.454	260,2	11:18'27.225
3	21.602	28.712	23.979	24.680	1'38.973	259,6	11:20'06.198
4	21.618	28.861	24.065	24.557	1'39.101	259,6	11:21'45.299
5	22.992	32.071	24.074	24.755	1'43.892	253,3	11:23'29.191
6	21.620	28.933	23.956	25.032	1'39.541	259,0	11:25'08.732
7	21.836	29.255	24.401	30.780	1'46.272	257,8	11:26'55.004
8	21.700	28.914	24.460	24.866	1'39.940	260,2	11:28'34.944
9	21.718	28.794	24.091	24.705	1'39.308	257,1	11:30'14.252
10	21.662	28.807	24.158	24.844	1'39.471	254,1	11:31'53.723
11	21.707	29.027	24.225	24.988	1'39.947	254,1	11:33'33.670

17° 4 J. KENNEDY (1'39.251)							
Lap	Seg.1	Seg.2	Seg.3	Seg.4	Lap Time	km/h	Local Time
1			30.880	24.448	25.506	242,7	11:16'48.902
2	21.987	29.381	24.276	24.808	1'40.452	252,3	11:18'29.354
3	21.846	29.152	24.101	24.908	1'40.007	251,2	11:20'09.361
4	21.742	29.519	24.192	38.196	1'53.649P	251,7	11:22'03.010
5	7'50.652	32.000	24.009	24.556	9'11.217P	238,9	11:31'14.227
6	21.507	29.022	23.988	25.062	1'39.579	251,7	11:32'53.806
7	21.576	29.050	23.996	24.629	1'39.251	251,2	11:34'33.057
8	21.700	28.940	23.961	24.703	1'39.304	252,3	11:36'12.361

13° 111 K. SMITH (1'39.075)							
Lap	Seg.1	Seg.2	Seg.3	Seg.4	Lap Time	km/h	Local Time
1		31.626	25.207	25.158	226,4	11:16'57.884	
2	21.832	29.378	24.280	24.717	1'40.207	255,3	11:18'38.091
3	21.593	28.913	23.874	24.695	1'39.075	257,1	11:20'17.166
4	21.561	28.939	23.997	24.589	1'39.086	255,3	11:21'56.252
5	21.495			24.753	1'41.330	256,5	11:23'37.582
6	21.734			41.713	2'03.561P	259,0	11:25'41.143
7	2'38.376	29.832	24.301	24.670	3'57.179P	249,4	11:29'38.322
8	21.575	29.084	24.023	24.880	1'39.562	253,5	11:31'17.884
9	21.673			40.647	1'59.785P	255,9	11:33'17.669

18° 84 L. CRESSON (1'39.368)							
Lap	Seg.1	Seg.2	Seg.3	Seg.4	Lap Time	km/h	Local Time
1			30.539	25.477	26.544	254,7	11:17'09.166
2	21.606	29.234	24.756	25.131	1'40.727	261,5	11:18'49.893
3	21.585	28.880	24.439	24.947	1'39.851	261,5	11:20'29.744
4	21.493	28.838	24.402	24.930	1'39.663	263,4	11:22'09.407
5	21.444	29.139	24.447	25.090	1'40.120	264,7	11:23'49.527
6	22.710	29.506	28.069	35.250	1'55.535P	253,5	11:25'45.062
7	2'23.527	32.334	24.682	25.820	3'46.363P	229,3	11:29'31.425
8	21.447	28.744	24.381	24.906	1'39.478	260,2	11:31'10.903
9	21.478	28.718	24.264	25.068	1'39.528	260,2	11:32'50.431
10	21.352	28.830	24.259	24.927	1'39.368	262,1	11:34'29.799
11	21.355	28.785	24.317	25.039	1'39.496	260,9	11:36'09.295

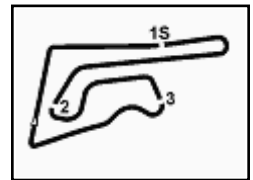
14° 5 R. WILAIROT (1'39.147)							
Lap	Seg.1	Seg.2	Seg.3	Seg.4	Lap Time	km/h	Local Time
1		31.699	25.279	26.322	240,5	11:17'02.740	
2	21.938	30.175	25.231	25.289	1'42.633	259,6	11:18'45.373
3	21.473	29.007	24.180	24.667	1'39.327	256,5	11:20'24.700
4	21.303	28.754	24.366	24.724	1'39.147	259,0	11:22'03.847
5	21.302			38.669	2'03.836P	261,5	11:24'07.683
6	3'02.237	33.526	26.821	25.912	4'28.496P	217,7	11:28'36.179
7	21.386	28.791	24.317	24.785	1'39.279	259,6	11:30'15.458
8	21.321	28.726	24.180	25.061	1'39.288	257,8	11:31'54.746

19° 94 M. DI MEGLIO (1'39.373)							
Lap	Seg.1	Seg.2	Seg.3	Seg.4	Lap Time	km/h	Local Time
1			30.225	24.742	25.115	248,8	11:16'45.571
2	21.903	29.089	23.997	24.908	1'39.897	256,5	11:18'25.468
3	21.584	29.024	23.966	24.799	1'39.373	258,4	11:20'04.841
4	21.825	30.282	24.214	35.321	1'51.642P	257,8	11:21'56.483
5	2'46.265	30.076	24.220	24.809	4'05.370P	250,0	11:26'01.853

24/03/2018 P = Pits In/Out - C = Lap Time Cancelled

These data/results cannot be reproduced, stored and/or transmitted in whole or in part by any manner of electronic, mechanical, photocopying, recording, broadcasting or otherwise now known or herein after developed without the previous express consent by the copyright owner, except for reproduction in daily press and regular printed publications on sale to the public within 60 days of the event related to those data/results and always provided that copyright symbol appears together as follows below.

© DORNA WSBK ORGANIZATION Srl 2018



Buriram 4.554 m

3 / 3

Thai Round, 23-24-25 March 2018

World Supersport - Chronological Analysis Free Practice 3rd Session

6	21.895	29.220	23.974	24.825	1'39.914	251,7	11:27'41.767	8	21.795	29.057	24.712	25.408	1'40.972	255,3	11:30'28.234
7	21.797	29.241	24.015	24.720	1'39.773	253,5	11:29'21.540	9	21.932	29.350	24.256	25.202	1'40.740	253,5	11:32'08.974
8	21.721	29.158	24.106	24.731	1'39.716	251,2	11:31'01.256	10	21.906	29.334	24.133	24.970	1'40.343	250,0	11:33'49.317
9	21.702	28.981	24.128	24.757	1'39.568	252,3	11:32'40.824	11	21.816	28.966	24.093	25.045	1'39.920	253,5	11:35'29.237
10	21.757	28.988	24.084	24.691	1'39.520	252,3	11:34'20.344								
11	21.739	29.121	24.116	24.760	1'39.736	252,9	11:36'00.080								

20° 3 R. DE ROSA (1'39.553)							
Lap	Seg.1	Seg.2	Seg.3	Seg.4	Lap Time	km/h	Local Time
1		32.475				220,4	11:19'21.000
2	9'50.469	33.713	25.832	25.607	11'15.621P	225,9	11:30'36.621
3	21.756	29.484	24.340	25.042	1'40.622	254,7	11:32'17.243
4	21.746	29.498	24.276	24.971	1'40.491	254,7	11:33'57.734
5	21.556	29.145	24.068	24.784	1'39.553	257,1	11:35'37.287

25° 96 A. IRWIN (1'40.247)							
Lap	Seg.1	Seg.2	Seg.3	Seg.4	Lap Time	km/h	Local Time
1		30.930	24.953	25.042		248,3	11:16'49.165
2	21.859	29.626	24.901	24.720	1'41.106	255,9	11:18'30.271
3	21.664	29.269	24.245	25.211	1'40.389	255,9	11:20'10.660
4	21.799	29.592	24.430	24.797	1'40.618	251,2	11:21'51.278
5	21.827	29.423	24.243	24.754	1'40.247	252,3	11:23'31.525
6	21.801	29.371	24.287	24.882	1'40.341	253,5	11:25'11.866
7	21.767	29.501	25.082	37.883	1'54.233P	252,9	11:27'06.099

21° 10 N. CALERO (1'39.591)							
Lap	Seg.1	Seg.2	Seg.3	Seg.4	Lap Time	km/h	Local Time
1		30.961	24.543	25.194		229,8	11:16'49.457
2	21.711	29.506	24.081	24.867	1'40.165	253,5	11:18'29.622
3	21.871	29.171	24.054	24.836	1'39.932	255,3	11:20'09.554
4	22.770	31.701	25.959	38.692	1'59.122P	223,1	11:22'08.676
5	3'36.943	30.765	25.015	28.387	5'01.110P	235,8	11:27'09.786
6	21.934	29.777	24.252	24.786	1'40.749	255,9	11:28'50.535
7	21.669	29.158	24.071	24.733	1'39.631	255,9	11:30'30.166
8	21.860	29.039	24.100	24.882	1'39.881	255,9	11:32'10.047
9	21.730	29.239	24.206	24.941	1'40.116	259,6	11:33'50.163
10	21.644	29.064	24.036	24.847	1'39.591	257,1	11:35'29.754

26° 29 T. COLLINS (1'41.193)							
Lap	Seg.1	Seg.2	Seg.3	Seg.4	Lap Time	km/h	Local Time
1		31.554	25.823	25.898		250,6	11:16'51.869
2	22.318	29.994	25.318	25.626	1'43.256	252,9	11:18'35.125
3	22.154	30.004	24.811	25.544	1'42.513	251,7	11:20'17.638
4	21.952	29.981	24.678	25.572	1'42.183	250,6	11:21'59.821
5	22.126	29.728	24.792	25.282	1'41.928	252,9	11:23'41.749
6	22.097	29.627	24.673	25.386	1'41.783	254,1	11:25'23.532
7	22.044	29.753	24.623	25.439	1'41.859	250,6	11:27'05.391
8	21.767	29.568	24.637	25.221	1'41.193	257,8	11:28'46.584
9	21.925	29.439	24.738	25.352	1'41.454	254,1	11:30'28.038
10	22.067	29.693	24.505	25.523	1'41.788	251,2	11:32'09.826
11	21.789			25.782	1'50.797	255,9	11:34'00.623
12	22.013	29.682	24.743	25.362	1'41.800	253,5	11:35'42.423

22° 83 L. EPIS (1'39.748)							
Lap	Seg.1	Seg.2	Seg.3	Seg.4	Lap Time	km/h	Local Time
1		31.701	25.132	25.365		247,7	11:16'43.564
2	22.119	29.251	24.573	25.243	1'41.186	252,3	11:18'24.750
3	21.663	29.007	24.204	24.874	1'39.748	254,7	11:20'04.498
4	21.677	29.329	24.637	25.280	1'40.923	255,9	11:21'45.421
5	22.046	28.978	24.770	37.206	1'53.000P	254,7	11:23'38.421
6	4'28.432	31.333	25.073	25.459	5'50.297P	246,6	11:29'28.718
7	21.851	28.953	24.610	25.153	1'40.567	252,3	11:31'09.285
8	21.763	28.891	24.351	25.227	1'40.232	252,3	11:32'49.517
9	21.681	28.974	24.196	25.297	1'40.148	253,5	11:34'29.665
10	22.101			25.967	1'45.941	257,1	11:36'15.606

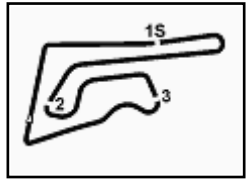
23° 38 H. SOOMER (1'39.780)							
Lap	Seg.1	Seg.2	Seg.3	Seg.4	Lap Time	km/h	Local Time
1		30.833	25.819	25.497		248,8	11:17'17.593
2	22.480	30.045	24.761	25.447	1'42.733	252,9	11:19'00.326
3	21.885	29.376	24.369	24.928	1'40.558	254,1	11:20'40.884
4	23.036	29.693	24.687	35.664	1'53.080P	248,3	11:22'33.964
5	1'19.775	29.942	24.478	25.015	2'39.210P	243,2	11:25'13.174
6	21.754	29.647	24.529	25.337	1'41.267	257,8	11:26'54.441
7	21.704	29.218	24.485	25.288	1'40.695	257,8	11:28'35.136
8	21.993	29.101	24.216	25.389	1'40.699	257,1	11:30'15.835
9	21.753	29.030	24.136	24.861	1'39.780	255,9	11:31'55.615
10	21.781	29.277	24.234	24.816	1'40.108	255,9	11:33'35.723
11	22.120	29.239	24.720	25.554	1'41.633	254,1	11:35'17.356

24° 74 J. VAN SIKKELERUS (1'39.920)							
Lap	Seg.1	Seg.2	Seg.3	Seg.4	Lap Time	km/h	Local Time
1		32.071	25.748	26.669		226,4	11:17'02.482
2	22.526	30.906	25.138	26.157	1'44.727	249,4	11:18'47.209
3	21.667	29.470	24.385	25.076	1'40.598	257,8	11:20'27.807
4	21.871	29.672	24.339	25.073	1'40.955	256,5	11:22'08.762
5	22.089	29.537	24.542	35.246	1'51.414P	252,3	11:24'00.176
6	1'47.083	29.958	24.519	25.239	3'06.799P	250,0	11:27'06.975
7	21.801	29.068	24.177	25.241	1'40.287	254,1	11:28'47.262

24/03/2018 P = Pits In/Out - C = Lap Time Cancelled

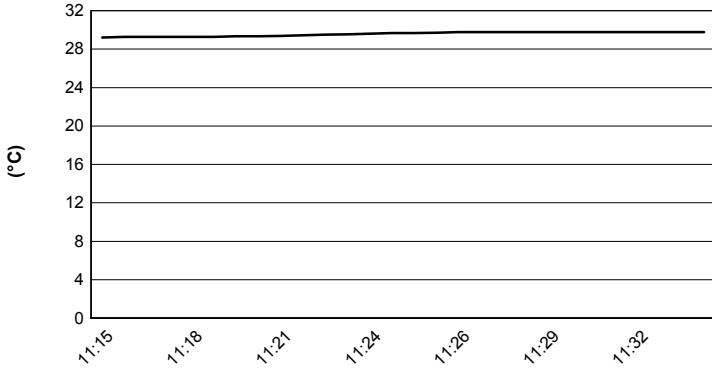
These data/results cannot be reproduced, stored and/or transmitted in whole or in part by any manner of electronic, mechanical, photocopying, recording, broadcasting or otherwise now known or herein after developed without the previous express consent by the copyright owner, except for reproduction in daily press and regular printed publications on sale to the public within 60 days of the event related to those data/results and always provided that copyright symbol appears together as follows below.

© DORNA WSBK ORGANIZATION Srl 2018

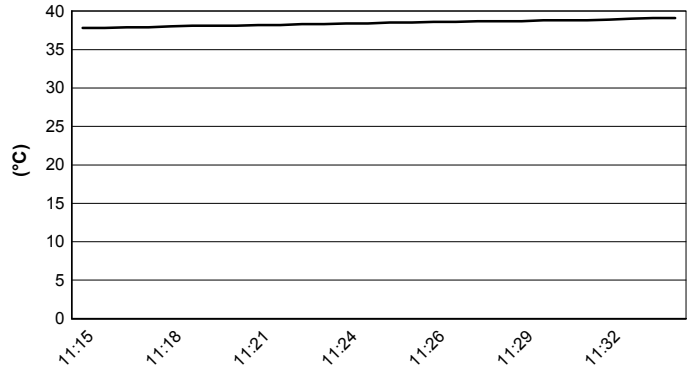


Thai Round, 23-24-25 March 2018
World Supersport - Weather Report Free Practice 3rd Session
 Session started 11:15 - Session ended 11:36


Air Temperature



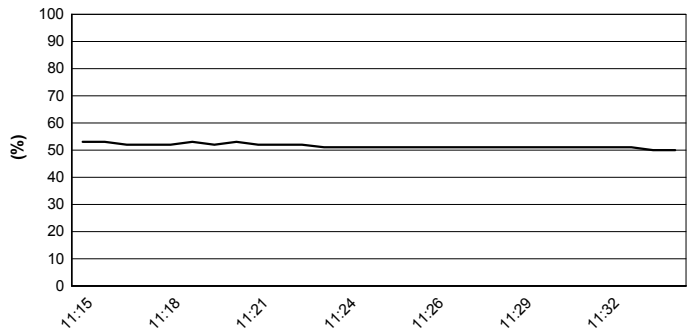
Track Temperature



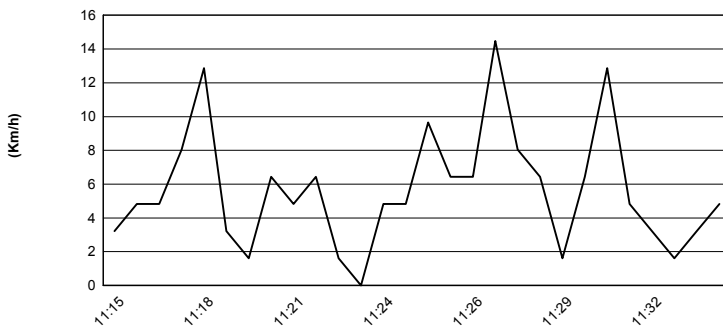
Air Pressure



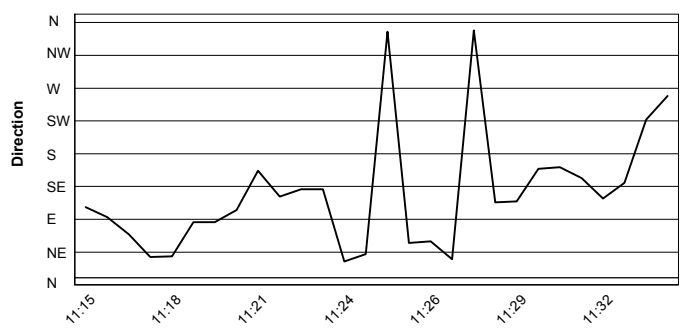
Humidity



Wind Speed



Wind Direction



24/03/2018

These data/results cannot be reproduced, stored and/or transmitted in whole or in part by any manner of electronic, mechanical, photocopying, recording, broadcasting or otherwise now known or herein after developed without the previous express consent by the copyright owner, except for reproduction in daily press and regular printed publications on sale to the public within 60 days of the event related to those data/results and always provided that copyright symbol appears together as follows below.

© DORNA WSBK ORGANIZATION Srl 2018

