

Buriram 4.554 m

1 / 2

Thai Round, 23-24-25 March 2018

World Supersport - Results Superpole 1

No.	Rider	Nat	Team	Bike	Time	Gap	Rel.	Laps	Speed	
									Avg	Max
1*	5 R. WILAIROT	THA	Yamaha Thailand Racing Team	Yamaha YZF R6	1'38.249			7	166,866	258,4
2*	111 K. SMITH	GBR	GEMAR Team Lorini	Honda CBR600RR	1'38.661	0.412	0.412	7	166,169	255,9
3	24 D. KRAISART	THA	Yamaha Thailand Racing Team	Yamaha YZF R6	1'38.770	0.521	0.109	5	165,986	259,0
4	4 J. KENNEDY	IRL	Profile Racing	Triumph Daytona 675	1'38.785	0.536	0.015	7	165,960	255,3
5	84 L. CRESSON	BEL	Kallio Racing	Yamaha YZF R6	1'38.849	0.600	0.064	8	165,853	263,4
6	86 A. BADOVINI	ITA	MV Agusta Reparto Corse by Vamag	MV Agusta F3 675	1'38.936	0.687	0.087	7	165,707	262,8
7	25 A. KAMARUZAMAN	MAS	Kawasaki Puccetti Racing	Kawasaki ZX-6R	1'38.943	0.694	0.007	6	165,695	257,8
8	66 N. TUULI	FIN	CIA Landlord Insurance Honda	Honda CBR600RR	1'38.959	0.710	0.016	7	165,669	256,5
9	36 T. GRADINGER	AUT	NRT	Yamaha YZF R6	1'39.054	0.805	0.095	6	165,510	259,0
10	94 M. DI MEGLIO	FRA	GMT94 Yamaha	Yamaha YZF R6	1'39.262	1.013	0.208	7	165,163	255,3
11	83 L. EPIS	AUS	Team GoEleven Kawasaki	Kawasaki ZX-6R	1'39.473	1.224	0.211	7	164,813	255,9
12	74 J. VAN SIKKELERUS	NED	GEMAR Team Lorini	Honda CBR600RR	1'39.501	1.252	0.028	6	164,766	251,7
13	10 N. CALERO	ESP	Orelac Racing VerdNatura	Kawasaki ZX-6R	1'39.671	1.422	0.170	6	164,485	257,1
14	38 H. SOOMER	EST	Racedays	Honda CBR600RR	1'39.683	1.434	0.012	7	164,465	254,7
15	96 A. IRWIN	GBR	CIA Landlord Insurance Honda	Honda CBR600RR	1'39.993	1.744	0.310	7	163,955	252,3
16	29 T. COLLINS	AUS	Team GoEleven Kawasaki	Kawasaki ZX-6R	1'40.981	2.732	0.988	7	162,351	258,4

* Qualified to Superpole 2

AIR	Humidity:	47%	Temp:	32°C
TRACK	Condition:	Dry	Temp:	45°C

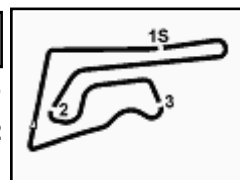
Records	Pole (QP1)	2015 K.Sofuoglu	1'37.345	168,420	Km/h
	Race (RC)	2015 J.Cluzel	1'37.887	167,480	Km/h
	Circuit (FP3)	2018 J.Cluzel	1'37.344	168,420	Km/h

Start	End
24/03/2018 14:30	14:46

The results are provisional until the end of the time limit for protests and appeals and the completion of the technical checks.

These data/results cannot be reproduced, stored and/or transmitted in whole or in part by any manner of electronic, mechanical, photocopying, recording, broadcasting or otherwise now known or herein after developed without the previous express consent by the copyright owner, except for reproduction in daily press and regular printed publications on sale to the public within 60 days of the event related to those data/results and always provided that copyright symbol appears together as follows below.

© DORNA WSBK ORGANIZATION Srl 2018



Thai Round, 23-24-25 March 2018

World Supersport - Results Superpole 1

Session Highlights

Local Time	No. Rider	Description
14.30.00		Start
14.32.07	38 H. SOOMER	Check Transponder
14.43.26	24 D. KRAISART	On the Gravel - Re-Joined - Turn 7
14.46.17	5 R. WILAIROT	Lap Cancelled (1'39.005) - Exceeded Track Limits - Turn 12
14.46.24	74 J. VAN SIKKELERUS	Crashed - Turn 10
14.46.58		End Of Session

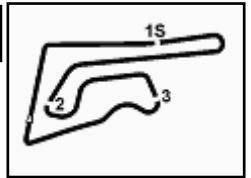
Fastest Laps Sequence

No.	Rider	Nat	Team	Bike	Local Time	Time	Gap	Avg
66	N. TUULI	FIN	CIA Landlord Insurance Honda	Honda CBR600RR	14:33'24.671	1'39.431		164,882
86	A. BADOVINI	ITA	MV Agusta Reparto Corse by Vomag	MV Agusta F3 675	14:33'30.569	1'39.223	-0.208	165,228
111	K. SMITH	GBR	GEMAR Team Lorini	Honda CBR600RR	14:33'33.177	1'39.058	-0.165	165,503
5	R. WILAIROT	THA	Yamaha Thailand Racing Team	Yamaha YZF R6	14:33'35.636	1'38.249	-0.809	166,866

24/03/2018 Start End The results are provisional until the end of the time limit for protests and appeals and the completion of the technical checks.

These data/results cannot be reproduced, stored and/or transmitted in whole or in part by any manner of electronic, mechanical, photocopying, recording, broadcasting or otherwise now known or herein after developed without the previous express consent by the copyright owner, except for reproduction in daily press and regular printed publications on sale to the public within 60 days of the event related to those data/results and always provided that copyright symbol appears together as follows below.

© DORNA WSBK ORGANIZATION Srl 2018



Buriram 4.554 m

Thai Round, 23-24-25 March 2018

World Supersport - Best Sectors & Speed Superpole 1

BEST LAP			
1	5 R. WILAIROT	Yamaha YZF R6	1'38.249
2	111 K. SMITH	Honda CBR600RR	1'38.661
3	24 D. KRAISART	Yamaha YZF R6	1'38.770
4	4 J. KENNEDY	Triumph Daytona 675	1'38.785
5	84 L. CRESSON	Yamaha YZF R6	1'38.849
6	86 A. BADOVINI	MV Agusta F3 675	1'38.936
7	25 A. KAMARUZAMAN	Kawasaki ZX-6R	1'38.943
8	66 N. TUULI	Honda CBR600RR	1'38.959
9	36 T. GRADINGER	Yamaha YZF R6	1'39.054
10	94 M. DI MEGLIO	Yamaha YZF R6	1'39.262
11	83 L. EPIS	Kawasaki ZX-6R	1'39.473
12	74 J. VAN SIKKELERUS	Honda CBR600RR	1'39.501
13	10 N. CALERO	Kawasaki ZX-6R	1'39.671
14	38 H. SOOMER	Honda CBR600RR	1'39.683
15	96 A. IRWIN	Honda CBR600RR	1'39.993
16	29 T. COLLINS	Kawasaki ZX-6R	1'40.981

SPEED			
1	84 L. CRESSON	Yamaha YZF R6	263,4
2	86 A. BADOVINI	MV Agusta F3 675	262,8
3	24 D. KRAISART	Yamaha YZF R6	259,0
4	36 T. GRADINGER	Yamaha YZF R6	259,0
5	5 R. WILAIROT	Yamaha YZF R6	258,4
6	29 T. COLLINS	Kawasaki ZX-6R	258,4
7	25 A. KAMARUZAMAN	Kawasaki ZX-6R	257,8
8	10 N. CALERO	Kawasaki ZX-6R	257,1
9	66 N. TUULI	Honda CBR600RR	256,5
10	83 L. EPIS	Kawasaki ZX-6R	255,9
11	111 K. SMITH	Honda CBR600RR	255,9
12	94 M. DI MEGLIO	Yamaha YZF R6	255,3
13	4 J. KENNEDY	Triumph Daytona 675	255,3
14	38 H. SOOMER	Honda CBR600RR	254,7
15	96 A. IRWIN	Honda CBR600RR	252,3
16	74 J. VAN SIKKELERUS	Honda CBR600RR	251,7

SEG. 1		
1	5 R. WILAIROT	21.226
2	84 L. CRESSON	21.333
3	86 A. BADOVINI	21.443
4	24 D. KRAISART	21.462
5	111 K. SMITH	21.498
6	36 T. GRADINGER	21.521
7	4 J. KENNEDY	21.536
8	66 N. TUULI	21.582
9	25 A. KAMARUZAMAN	21.646
10	94 M. DI MEGLIO	21.678
11	96 A. IRWIN	21.727
12	83 L. EPIS	21.736
13	74 J. VAN SIKKELERUS	21.747
14	10 N. CALERO	21.771
15	38 H. SOOMER	21.884
16	29 T. COLLINS	21.949

SEG. 2		
1	5 R. WILAIROT	28.388
2	84 L. CRESSON	28.500
3	25 A. KAMARUZAMAN	28.646
4	36 T. GRADINGER	28.688
5	83 L. EPIS	28.704
6	111 K. SMITH	28.718
7	86 A. BADOVINI	28.786
8	66 N. TUULI	28.815
9	4 J. KENNEDY	28.829
10	38 H. SOOMER	28.860
11	24 D. KRAISART	28.862
12	74 J. VAN SIKKELERUS	28.967
13	94 M. DI MEGLIO	29.018
14	10 N. CALERO	29.173
15	96 A. IRWIN	29.311
16	29 T. COLLINS	29.391

SEG. 3		
1	111 K. SMITH	23.714
2	5 R. WILAIROT	23.777
3	74 J. VAN SIKKELERUS	23.823
4	86 A. BADOVINI	23.872
5	94 M. DI MEGLIO	23.875
6	4 J. KENNEDY	23.895
7	66 N. TUULI	23.906
8	24 D. KRAISART	23.918
9	10 N. CALERO	23.942
10	25 A. KAMARUZAMAN	23.947
11	36 T. GRADINGER	23.975
12	38 H. SOOMER	24.057
13	84 L. CRESSON	24.065
14	83 L. EPIS	24.087
15	96 A. IRWIN	24.192
16	29 T. COLLINS	24.284

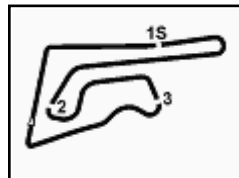
SEG. 4		
1	111 K. SMITH	24.365
2	24 D. KRAISART	24.389
3	4 J. KENNEDY	24.483
4	5 R. WILAIROT	24.483
5	66 N. TUULI	24.492
6	36 T. GRADINGER	24.535
7	25 A. KAMARUZAMAN	24.535
8	86 A. BADOVINI	24.603
9	38 H. SOOMER	24.643
10	84 L. CRESSON	24.660
11	94 M. DI MEGLIO	24.671
12	10 N. CALERO	24.722
13	96 A. IRWIN	24.736
14	74 J. VAN SIKKELERUS	24.838
15	83 L. EPIS	24.878
16	29 T. COLLINS	25.111

24/03/2018

These data/results cannot be reproduced, stored and/or transmitted in whole or in part by any manner of electronic, mechanical, photocopying, recording, broadcasting or otherwise now known or herein after developed without the previous express consent by the copyright owner, except for reproduction in daily press and regular printed publications on sale to the public within 60 days of the event related to those data/results and always provided that copyright symbol appears together as follows below.

© DORNA WSBK ORGANIZATION Srl 2018





Buriram 4.554 m

Thai Round, 23-24-25 March 2018

World Supersport - Ideal Times Superpole 1

No.	Rider	Nat	Bike	Seg. 1	Seg. 2	Seg. 3	Seg. 4	Ideal Time		
				Diff. 1	Diff. 2	Diff. 3	Diff. 4	Best Lap	Pos.	Diff.
1	5 R. WILAIROT	THA	Yamaha YZF R6	21.226 0.256	28.388 0.096	23.777	24.483 0.023	1'37.874 1'38.249	1	0.375
2	111 K. SMITH	GBR	Honda CBR600RR	21.498	28.718 0.063	23.714 0.110	24.365 0.193	1'38.295 1'38.661	2	0.366
3	84 L. CRESSON	BEL	Yamaha YZF R6	21.333 0.228	28.500	24.065 0.063	24.660	1'38.558 1'38.849	5	0.291
4	24 D. KRAISART	THA	Yamaha YZF R6	21.462	28.862 0.139	23.918	24.389	1'38.631 1'38.770	3	0.139
5	86 A. BADOVINI	ITA	MV Agusta F3 675	21.443 0.210	28.786	23.872 0.022	24.603	1'38.704 1'38.936	6	0.232
6	36 T. GRADINGER	AUT	Yamaha YZF R6	21.521 0.085	28.688	23.975 0.250	24.535	1'38.719 1'39.054	9	0.335
7	4 J. KENNEDY	IRL	Triumph Daytona 675	21.536 0.003	28.829	23.895 0.039	24.483	1'38.743 1'38.785	4	0.042
8	25 A. KAMARUZAMAN	MAS	Kawasaki ZX-6R	21.646	28.646 0.011	23.947 0.080	24.535 0.078	1'38.774 1'38.943	7	0.169
9	66 N. TUULI	FIN	Honda CBR600RR	21.582 0.047	28.815	23.906 0.117	24.492	1'38.795 1'38.959	8	0.164
10	94 M. DI MEGLIO	FRA	Yamaha YZF R6	21.678	29.018 0.020	23.875	24.671	1'39.242 1'39.262	10	0.020
11	74 J. VAN SIKKELERUS	NED	Honda CBR600RR	21.747 0.058	28.967 0.042	23.823	24.838 0.026	1'39.375 1'39.501	12	0.126
12	83 L. EPIS	AUS	Kawasaki ZX-6R	21.736	28.704	24.087	24.878 0.068	1'39.405 1'39.473	11	0.068
13	38 H. SOOMER	EST	Honda CBR600RR	21.884	28.860 0.136	24.057 0.103	24.643	1'39.444 1'39.683	14	0.239
14	10 N. CALERO	ESP	Kawasaki ZX-6R	21.771 0.047	29.173	23.942 0.016	24.722	1'39.608 1'39.671	13	0.063
15	96 A. IRWIN	GBR	Honda CBR600RR	21.727	29.311	24.192 0.027	24.736	1'39.966 1'39.993	15	0.027
16	29 T. COLLINS	AUS	Kawasaki ZX-6R	21.949 0.058	29.391 0.188	24.284	25.111	1'40.735 1'40.981	16	0.246
Overall Ideal Time				21.226	28.388	23.714	24.365	1'37.693		

24/03/2018

These data/results cannot be reproduced, stored and/or transmitted in whole or in part by any manner of electronic, mechanical, photocopying, recording, broadcasting or otherwise now known or herein after developed without the previous express consent by the copyright owner, except for reproduction in daily press and regular printed publications on sale to the public within 60 days of the event related to those data/results and always provided that copyright symbol appears together as follows below.

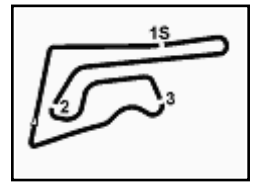
© DORNA WSBK ORGANIZATION Srl 2018

PIRELLI PERUGIA TIMING


Official Tyre Supplier



Official Timekeeper



Thai Round, 23-24-25 March 2018

World Supersport - Chronological Analysis Superpole 1

Buriram 4.554 m

1 / 2

1° 5 R. WILAIROT (1'38.249)							
Lap	Seg.1	Seg.2	Seg.3	Seg.4	Lap Time	km/h	Local Time
1		30.997	24.483	24.975	244.3	14:31'57.387	
2	21.482	28.484	23.777	24.506	1'38.249	257,1	14:33'35.636
3	21.226	28.388	23.801	24.932	1'38.347	258,4	14:35'13.983
4	21.670	29.914	24.551	38.798	1'54.933P	258,4	14:37'08.916
5	3'07.722	32.586	24.426	24.762	4'29.496P	222,7	14:41'38.412
6	21.349	28.668	24.071	24.483	1'38.571	254,7	14:43'16.983
7	21.543	28.720	24.075	24.667	1'39.005C	254,7	14:44'55.988
8	21.525	28.753	24.341	25.253	1'39.872	256,5	14:46'35.860

7° 25 A. KAMARUZAMAN (1'38.943)							
Lap	Seg.1	Seg.2	Seg.3	Seg.4	Lap Time	km/h	Local Time
1		35.400	24.681	25.010	232.8	14:31'58.879	
2	21.646	28.657	24.027	24.613	1'38.943	257,8	14:33'37.822
3	21.701	31.852	24.671	38.950	1'57.174P	255,9	14:35'34.996
4	4'21.946	24.883	24.408	24.828	5'41.032P	254,7	14:41'16.028
5	21.691	28.746	24.036	24.535	1'39.008	251,7	14:42'55.036
6	21.866	28.705	23.988	24.690	1'39.249	252,9	14:44'34.285
7	21.811	28.646	23.947	24.749	1'39.153	254,7	14:46'13.438

2° 111 K. SMITH (1'38.661)							
Lap	Seg.1	Seg.2	Seg.3	Seg.4	Lap Time	km/h	Local Time
1		30.369	24.937	26.073	242.2	14:31'54.119	
2	21.694	28.951	23.761	24.652	1'39.058	253,5	14:33'33.177
3	21.498	28.781	23.824	24.558	1'38.661	254,7	14:35'11.838
4	21.606	29.013	23.949	38.264	1'52.832P	255,9	14:37'04.670
5	2'49.574	32.906	29.912	25.404	4'17.796P	225,9	14:41'22.466
6	21.781	28.959	23.792	24.365	1'38.897	250,0	14:43'01.363
7	21.611			25.287	1'41.433	252,9	14:44'42.796
8	21.822	28.718	23.714	24.496	1'38.750	254,1	14:46'21.546

8° 66 N. TUULI (1'38.959)							
Lap	Seg.1	Seg.2	Seg.3	Seg.4	Lap Time	km/h	Local Time
1		31.211	25.752	25.099	247,1	14:31'45.240	
2	21.582	29.162	24.037	24.650	1'39.431	256,5	14:33'24.671
3	21.591	28.915	23.933	24.525	1'38.964	252,3	14:35'03.635
4	21.688	29.973	24.721	36.504	1'52.886P	252,3	14:36'56.521
5	2'33.292	32.871	25.241	24.902	3'56.306P	213,0	14:40'52.827
6	21.629	28.815	24.023	24.492	1'38.959	251,2	14:42'31.786
7	21.602	28.952	23.906	24.930	1'39.390	251,2	14:44'11.176
8	21.722	32.294	24.825	24.751	1'43.592	252,3	14:45'54.768

3° 24 D. KRAISART (1'38.770)							
Lap	Seg.1	Seg.2	Seg.3	Seg.4	Lap Time	km/h	Local Time
1		31.311	25.526	26.215	248.8	14:31'49.866	
2	21.508	28.862	24.302	24.874	1'39.546	259,0	14:33'29.412
3	21.582	29.015	24.141	25.073	1'39.811	255,3	14:35'09.223
4	21.462	29.001	23.918	24.389	1'38.770	256,5	14:36'47.993
5	22.358	41.826	30.036	40.444	2'14.664P	242,2	14:39'02.657
6	3'08.619	39.846			5'05.462P	191,2	14:44'08.119

9° 36 T. GRADINGER (1'39.054)							
Lap	Seg.1	Seg.2	Seg.3	Seg.4	Lap Time	km/h	Local Time
1		29.863	24.735	25.018	238,9	14:32'04.759	
2	21.606	28.688	24.225	24.535	1'39.054	258,4	14:33'43.813
3	21.521	28.841	24.106	24.611	1'39.079	259,0	14:35'22.892
4	21.633	28.836	24.549	39.264	1'54.282P	257,8	14:37'17.174
5	3'14.838	31.121	24.646	24.776	4'35.381P	251,2	14:41'52.555
6	21.592	28.934	23.975	24.587	1'39.088	256,5	14:43'31.643
7	21.597			24.639	1'44.421	259,0	14:45'16.064

4° 4 J. KENNEDY (1'38.785)							
Lap	Seg.1	Seg.2	Seg.3	Seg.4	Lap Time	km/h	Local Time
1		30.997	26.404	26.161	243.8	14:31'48.290	
2	21.720	29.260	24.097	24.638	1'39.715	250,6	14:33'28.005
3	21.536	28.861	24.111	24.694	1'39.202	253,5	14:35'07.207
4	21.668	29.180	24.210	38.310	1'53.368P	255,3	14:37'00.575
5	2'52.894	34.348	26.582	25.433	4'19.257P	142,9	14:41'19.832
6	21.539	28.829	23.934	24.483	1'38.785	252,3	14:42'58.617
7	21.672	28.926	23.895	24.640	1'39.133	250,0	14:44'37.750
8	21.603	28.868	24.036	24.572	1'39.079	254,1	14:46'16.829

10° 94 M. DI MEGLIO (1'39.262)							
Lap	Seg.1	Seg.2	Seg.3	Seg.4	Lap Time	km/h	Local Time
1		31.073	25.684	27.382	243,2	14:31'46.411	
2	21.926	29.018	24.041	24.673	1'39.658	250,6	14:33'26.069
3	21.678	29.038	23.875	24.671	1'39.262	255,3	14:35'05.331
4	21.822	29.288	24.118	36.520	1'51.748P	251,7	14:36'57.079
5	2'06.366	32.136	24.558	25.293	3'28.353P	193,2	14:40'25.432
6	21.905	29.195	24.060	24.707	1'39.867	248,8	14:42'05.299
7	22.079	29.202	24.048	24.780	1'40.109	244,3	14:43'45.408
8	22.862	29.801	24.436	24.973	1'42.072	243,8	14:45'27.480

5° 84 L. CRESSON (1'38.849)							
Lap	Seg.1	Seg.2	Seg.3	Seg.4	Lap Time	km/h	Local Time
1		29.824	25.028	25.189	254,1	14:31'49.627	
2	21.504	28.849	24.401	24.833	1'39.587	260,9	14:33'29.214
3	21.333	28.752	24.390	24.805	1'39.280	263,4	14:35'08.494
4	21.551	28.741	24.183	35.236	1'49.711P	261,5	14:36'58.205
5	1'21.781	29.309	24.384	25.083	2'40.557P	255,9	14:39'38.762
6	21.492	28.757	24.151	24.803	1'39.203	259,6	14:41'17.965
7	21.386	28.827	24.143	24.778	1'39.134	257,8	14:42'57.099
8	21.457	28.684	24.065	25.650	1'39.856	258,4	14:44'36.955
9	21.561	28.500	24.128	24.660	1'38.849	260,2	14:46'15.804

11° 83 L. EPIS (1'39.473)							
Lap	Seg.1	Seg.2	Seg.3	Seg.4	Lap Time	km/h	Local Time
1		30.757	25.837	29.189	243,2	14:31'46.873	
2	21.817	28.877	24.230	25.048	1'39.972	255,9	14:33'26.845
3	21.823	28.825	24.209	24.878	1'39.735	252,3	14:35'06.580
4	21.736	28.704	24.087	24.946	1'39.473	255,3	14:36'46.053
5	22.085	29.336	24.940	36.936	1'53.297P	251,7	14:38'39.350
6	2'51.981			26.838	4'16.034P	245,5	14:42'55.384
7	21.958	28.949	24.200	24.896	1'40.003	252,9	14:44'35.387
8	21.775	28.958	24.351	25.097	1'40.181	254,1	14:46'15.568

6° 86 A. BADOVINI (1'38.936)							
Lap	Seg.1	Seg.2	Seg.3	Seg.4	Lap Time	km/h	Local Time
1		31.986	26.652	26.568	246,6	14:31'51.346	
2	21.676	29.027	23.872	24.648	1'39.223	257,1	14:33'30.569
3	21.443	29.185	24.218	24.625	1'39.471	262,8	14:35'10.040
4	21.707	28.964	24.113	36.762	1'51.546P	257,8	14:37'01.586
5	2'26.950	34.548	25.164	25.582	3'52.244P	196,0	14:40'53.830
6	21.653	28.786	23.894	24.603	1'38.936	257,1	14:42'32.766
7	21.659	28.842	24.002	24.666	1'39.169	254,1	14:44'11.935

12° 74 J. VAN SIKKELERUS (1'39.501)							
Lap	Seg.1	Seg.2	Seg.3	Seg.4	Lap Time	km/h	Local Time
1		30.442	24.974	26.185	242,7	14:31'54.582	
2	21.805	29.009	23.823	24.864	1'39.501	251,7	14:33'34.083
3	21.747	28.977	23.973	24.904	1'39.601	251,2	14:35'13.684
4	21.775	29.020	24.214	36.053	1'51.062P	250,0	14:37'04.746
5	2'42.618	31.478	33.398	26.913	4'14.407P	237,9	14:41'19.153
6	21.823	29.068	24.220	24.838	1'39.949	248,3	14:42'59.102
7	21.839			25.025	1'44.249	250,0	14:44'43.351

24/03/2018

P = Pits In/Out - C = Lap Time Cancelled

These data/results cannot be reproduced, stored and/or transmitted in whole or in part by any manner of electronic, mechanical, photocopying, recording, broadcasting or otherwise now known or herein after developed without the previous express consent by the copyright owner, except for reproduction in daily press and regular printed publications on sale to the public within 60 days of the event related to those data/results and always provided that copyright symbol appears together as follows below.

© DORNA WSBK ORGANIZATION Srl 2018

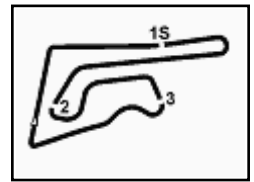
FICR PERUGIA TIMING



Official Tyre Supplier



Official Timekeeper


Thai Round, 23-24-25 March 2018
World Supersport - Chronological Analysis Superpole 1

13° 10 N. CALERO (1'39.671)							
Lap	Seg.1	Seg.2	Seg.3	Seg.4	Lap Time	km/h	Local Time
1		31.041	26.406	25.864		247,1	14:31'47.221
2	21.772	29.235	26.879	25.007	1'42.893	257,1	14:33'30.114
3	21.771	29.603	29.053	38.456	1'58.883P	257,1	14:35'28.997
4	3'59.970	33.484	25.217	25.282	5'23.953P	202,2	14:40'52.950
5	21.818	29.173	23.958	24.722	1'39.671	252,3	14:42'32.621
6	21.997	29.295	23.942	24.748	1'39.982	255,9	14:44'12.603
7	21.871	29.808	25.959	24.788	1'42.426	252,9	14:45'55.029

14° 38 H. SOOMER (1'39.683)							
Lap	Seg.1	Seg.2	Seg.3	Seg.4	Lap Time	km/h	Local Time
1							14:31'48.667
2					1'39.926		14:33'28.593
3					1'49.704P		14:35'18.297
4	3'19.149	29.633	24.586	25.155	4'38.523P	250,0	14:39'56.820
5	21.884	28.996	24.160	24.643	1'39.683	253,5	14:41'36.503
6	21.911	29.106	24.153	25.013	1'40.183	250,0	14:43'16.686
7	21.913	28.992	24.090	24.815	1'39.810	250,6	14:44'56.496
8	22.035	28.860	24.057	25.071	1'40.023	254,7	14:46'36.519

15° 96 A. IRWIN (1'39.993)							
Lap	Seg.1	Seg.2	Seg.3	Seg.4	Lap Time	km/h	Local Time
1		31.245	25.854	25.234		247,7	14:31'45.666
2	21.727	29.311	24.219	24.736	1'39.993	252,3	14:33'25.659
3	21.908	29.483	24.229	25.218	1'40.838	250,6	14:35'06.497
4	21.900	29.397	24.192	24.924	1'40.413	252,3	14:36'46.910
5	21.901	30.507	24.959	36.942	1'54.309P	250,6	14:38'41.219
6	2'34.964	29.664	25.263	25.184	3'55.075P	244,9	14:42'36.294
7	21.904	29.361	24.675	25.058	1'40.998	248,3	14:44'17.292
8	22.073	29.429	24.621	24.932	1'41.055	249,4	14:45'58.347

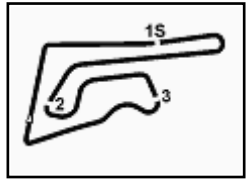
16° 29 T. COLLINS (1'40.981)							
Lap	Seg.1	Seg.2	Seg.3	Seg.4	Lap Time	km/h	Local Time
1		30.736	25.053	26.068		249,4	14:31'44.288
2	22.227	30.126	24.771	25.368	1'42.492	247,1	14:33'26.780
3	22.062	29.391	24.717	25.310	1'41.480	254,1	14:35'08.260
4	21.949	29.944	24.541	25.197	1'41.631	258,4	14:36'49.891
5	22.027	29.800	25.194	38.307	1'55.328P	252,9	14:38'45.219
6	1'41.630	31.750	24.835	25.218	3'03.433P	243,2	14:41'48.652
7	22.007	29.579	24.284	25.111	1'40.981	247,1	14:43'29.633
8	22.107	29.415	24.352	25.126	1'41.000	248,3	14:45'10.633

24/03/2018

P = Pits In/Out - C = Lap Time Cancelled

These data/results cannot be reproduced, stored and/or transmitted in whole or in part by any manner of electronic, mechanical, photocopying, recording, broadcasting or otherwise now known or herein after developed without the previous express consent by the copyright owner, except for reproduction in daily press and regular printed publications on sale to the public within 60 days of the event related to those data/results and always provided that copyright symbol appears together as follows below.

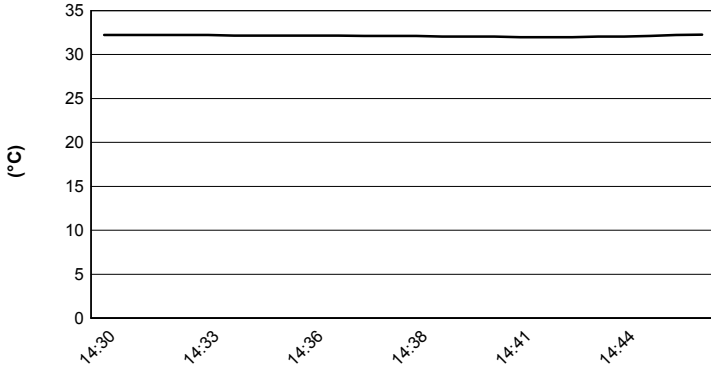
© DORNA WSBK ORGANIZATION Srl 2018



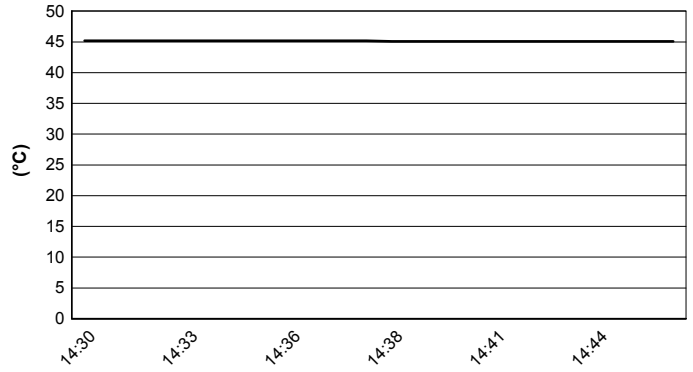
Buriram 4.554 m

Thai Round, 23-24-25 March 2018
World Supersport - Weather Report Superpole 1
 Session started 14:30 - Session ended 14:46

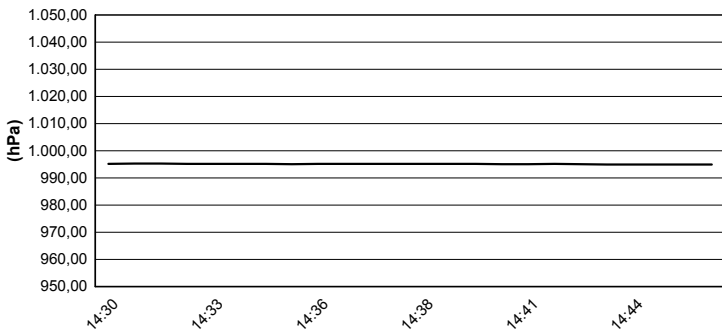
Air Temperature



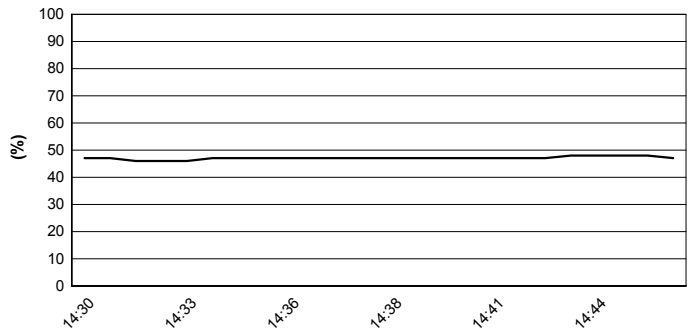
Track Temperature



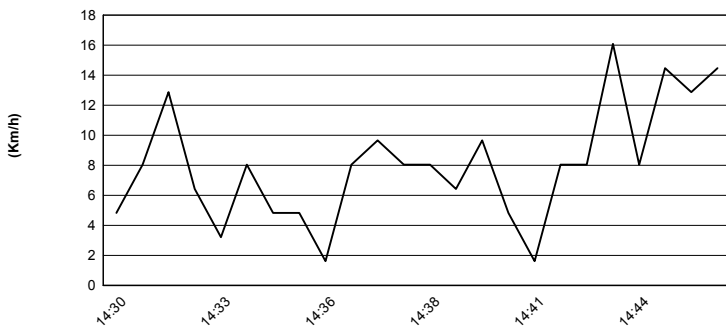
Air Pressure



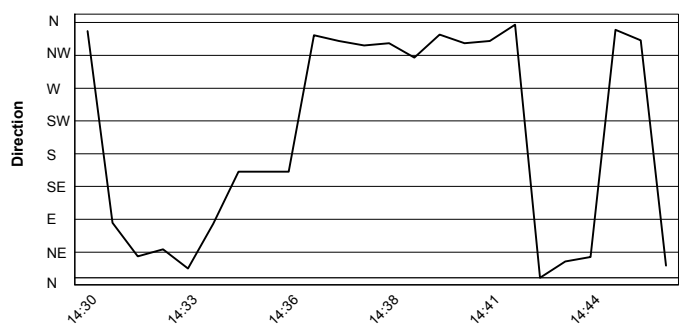
Humidity



Wind Speed



Wind Direction



24/03/2018

These data/results cannot be reproduced, stored and/or transmitted in whole or in part by any manner of electronic, mechanical, photocopying, recording, broadcasting or otherwise now known or herein after developed without the previous express consent by the copyright owner, except for reproduction in daily press and regular printed publications on sale to the public within 60 days of the event related to those data/results and always provided that copyright symbol appears together as follows below.

© DORNA WSBK ORGANIZATION Srl 2018

