

Thai Round, 23-24-25 March 2018

World Supersport - Free Practices & Superpole Combined Results

No.	Rider	Nat	Team	Bike	FPs	LL	Superpole	Gap	Time	Avg
1	144 L. MAHIAS	FRA	GRT Yamaha Official WorldSSP Team	Yamaha YZF R6	1'37.469	33	1'36.738		1'36.738	169,472
2	16 J. CLUZEL	FRA	NRT	Yamaha YZF R6	1'37.786	24	1'36.967	0.229	1'36.967	169,072
3	64 F. CARICASULO	ITA	GRT Yamaha Official WorldSSP Team	Yamaha YZF R6	1'37.692	40	1'37.235	0.497	1'37.235	168,606
4	11 S. CORTESE	GER	Kallio Racing	Yamaha YZF R6	1'37.940	41	1'37.447	0.709	1'37.447	168,239
5	21 R. KRUMMENACHER	SUI	BARDAHL Evan Bros. WorldSSP Team	Yamaha YZF R6	1'37.503	36	1'37.505	0.767	1'37.505	168,139
6	13 A. WEST	AUS	EAB antwest Racing	Kawasaki ZX-6R	1'37.838	35	1'38.031	1.293	1'38.031	167,237
7	5 R. WILAIROT	THA	Yamaha Thailand Racing Team	Yamaha YZF R6	1'38.557	36	1'38.042	1.304	1'38.042	167,218
8	99 T. WAROKORN	THA	CORE Kawasaki Thailand Racing Team	Kawasaki ZX-6R	1'38.438	37	1'38.077	1.339	1'38.077	167,158
9	78 H. OKUBO	JPN	Kawasaki Puccetti Racing	Kawasaki ZX-6R	1'37.922	40	1'38.100	1.362	1'38.100	167,119
10	81 L. STAPLEFORD	GBR	Profile Racing	Triumph Daytona 675	1'38.256	23	1'38.164	1.426	1'38.164	167,010
11	111 K. SMITH	GBR	GEMAR Team Lorini	Honda CBR600RR	1'38.589	34	1'38.212	1.474	1'38.212	166,929
12	3 R. DE ROSA	ITA	MV Agusta Reparto Corse by Vamag	MV Agusta F3 675	1'38.112	37	1'38.417	1.679	1'38.417	166,581
13	24 D. KRAISART	THA	Yamaha Thailand Racing Team	Yamaha YZF R6	1'39.384	28	1'38.770		1'38.770	165,986
14	4 J. KENNEDY	IRL	Profile Racing	Triumph Daytona 675	1'38.783	27	1'38.785	0.015	1'38.785	165,960
15	84 L. CRESSON	BEL	Kallio Racing	Yamaha YZF R6	1'39.302	39	1'38.849	0.079	1'38.849	165,853
16	86 A. BADOVINI	ITA	MV Agusta Reparto Corse by Vamag	MV Agusta F3 675	1'38.661	30	1'38.936	0.166	1'38.936	165,707
17	25 A. KAMARUZAMAN	MAS	Kawasaki Puccetti Racing	Kawasaki ZX-6R	1'38.519	38	1'38.943	0.173	1'38.943	165,695
18	66 N. TUULI	FIN	CIA Landlord Insurance Honda	Honda CBR600RR	1'38.569	35	1'38.959	0.189	1'38.959	165,669
19	36 T. GRADINGER	AUT	NRT	Yamaha YZF R6	1'38.945	33	1'39.054	0.284	1'39.054	165,510
20	94 M. DI MEGLIO	FRA	GMT94 Yamaha	Yamaha YZF R6	1'39.146	46	1'39.262	0.492	1'39.262	165,163
21	83 L. EPIS	AUS	Team GoEleven Kawasaki	Kawasaki ZX-6R	1'39.851	34	1'39.473	0.703	1'39.473	164,813
22	74 J. VAN SIKKELERUS	NED	GEMAR Team Lorini	Honda CBR600RR	1'39.684	40	1'39.501	0.731	1'39.501	164,766
23	10 N. CALERO	ESP	Orelac Racing VerdNatura	Kawasaki ZX-6R	1'39.298	36	1'39.671	0.901	1'39.671	164,485
24	38 H. SOOMER	EST	Racedays	Honda CBR600RR	1'40.182	40	1'39.683	0.913	1'39.683	164,465
25	96 A. IRWIN	GBR	CIA Landlord Insurance Honda	Honda CBR600RR	1'40.907	30	1'39.993	1.223	1'39.993	163,955
26	29 T. COLLINS	AUS	Team GoEleven Kawasaki	Kawasaki ZX-6R	1'41.365	38	1'40.981	2.211	1'40.981	162,351

24/03/2018

The results are provisional until the end of the time limit for protests and appeals and the completion of the technical checks.

These data/results cannot be reproduced, stored and/or transmitted in whole or in part by any manner of electronic, mechanical, photocopying, recording, broadcasting or otherwise now known or herein after developed without the previous express consent by the copyright owner, except for reproduction in daily press and regular printed publications on sale to the public within 60 days of the event related to those data/results and always provided that copyright symbol appears together as follows below.

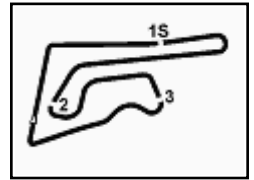
© DORNA WSBK ORGANIZATION Srl 2018

FIAT PERUGIA TIMING


Official Tyre Supplier



Official Timekeeper



Buriram 4.554 m

Thai Round, 23-24-25 March 2018

World Supersport - Provisional Starting Grid

17 Laps x 4,554 km = 77,418 km

Pos	No.	Name	Team	Time	Class
1	144	MAHIAS L.	Yamaha	1'36.738	SP2
2	16	CLUZEL J.	Yamaha	1'36.967	SP2
3	64	CARICASULO F.	Yamaha	1'37.235	SP2
4	11	CORTESE S.	Yamaha	1'37.447	SP2
5	21	KRUMMENACHER R.	Yamaha	1'37.505	SP2
6	13	WEST A.	Kawasaki	1'38.031	SP2
7	5	WILAIROT R.	Yamaha	1'38.042	SP2
8	99	WAROKORN T.	Kawasaki	1'38.077	SP2
9	78	OKUBO H.	Kawasaki	1'38.100	SP2
10	81	STAPLEFORD L.	Triumph	1'38.164	SP2
11	111	SMITH K.	Honda	1'38.212	SP2
12	3	DE ROSA R.	MV Agusta	1'38.417	SP2
13	24	KRAISART D.	Yamaha	1'38.770	SP1
14	4	KENNEDY J.	Triumph	1'38.785	SP1
15	84	CRESSON L.	Yamaha	1'38.849	SP1
16	86	BADOVINI A.	MV Agusta	1'38.936	SP1
17	25	KAMARUZAMAN A.	Kawasaki	1'38.943	SP1
18	66	TUULI N.	Honda	1'38.959	SP1
19	36	GRADINGER T.	Yamaha	1'39.054	SP1
20	94	DI MEGLIO M.	Yamaha	1'39.262	SP1
21	83	EPIS L.	Kawasaki	1'39.473	SP1
22	74	VAN SIKKELERUS J.	Honda	1'39.501	SP1
23	10	CALERO N.	Kawasaki	1'39.671	SP1
24	38	SOOMER H.	Honda	1'39.683	SP1
25	96	IRWIN A.	Honda	1'39.993	SP1
26	29	COLLINS T.	Kawasaki	1'40.981	SP1

24/03/2018 Jury President

..... Race Director

These data/results cannot be reproduced, stored and/or transmitted in whole or in part by any manner of electronic, mechanical, photocopying, recording, broadcasting or otherwise now known or herein after developed without the previous express consent by the copyright owner, except for reproduction in daily press and regular printed publications on sale to the public within 60 days of the event related to those data/results and always provided that copyright symbol appears together as follows below.

© DORNA WSBK ORGANIZATION Srl 2018

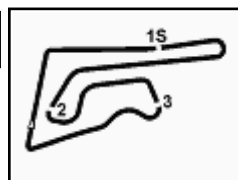
FICR PERUGIA TIMING



Official Tyre Supplier



Official Timekeeper



Buriram 4.554 m

1 / 2
Thai Round, 23-24-25 March 2018
World Supersport - Results Superpole 2

No.	Rider	Nat	Team	Bike	Time	Gap	Rel.	Laps	Speed	
									Avg	Max
1	144 L. MAHIAS	FRA	GRT Yamaha Official WorldSSP Team	Yamaha YZF R6	1'36.738			6	169,472	259,0
2	16 J. CLUZEL	FRA	NRT	Yamaha YZF R6	1'36.967	0.229	0.229	6	169,072	266,7
3	64 F. CARICASULO	ITA	GRT Yamaha Official WorldSSP Team	Yamaha YZF R6	1'37.235	0.497	0.268	7	168,606	260,9
4	11 S. CORTESE	GER	Kallio Racing	Yamaha YZF R6	1'37.447	0.709	0.212	6	168,239	260,9
5	21 R. KRUMMENACHER	SUI	BARDAHL Evan Bros. WorldSSP Team	Yamaha YZF R6	1'37.505	0.767	0.058	6	168,139	259,0
6	13 A. WEST	AUS	EAB antwest Racing	Kawasaki ZX-6R	1'38.031	1.293	0.526	6	167,237	255,3
7	5 R. WILAIROT	THA	Yamaha Thailand Racing Team	Yamaha YZF R6	1'38.042	1.304	0.011	5	167,218	262,1
8	99 T. WAROKORN	THA	CORE Kawasaki Thailand Racing Team	Kawasaki ZX-6R	1'38.077	1.339	0.035	6	167,158	261,5
9	78 H. OKUBO	JPN	Kawasaki Puccetti Racing	Kawasaki ZX-6R	1'38.100	1.362	0.023	6	167,119	263,4
10	81 L. STAPLEFORD	GBR	Profile Racing	Triumph Daytona 675	1'38.164	1.426	0.064	7	167,010	254,7
11	111 K. SMITH	GBR	GEMAR Team Lorini	Honda CBR600RR	1'38.212	1.474	0.048	3	166,929	255,9
12	3 R. DE ROSA	ITA	MV Agusta Reparto Corse by Vamag	MV Agusta F3 675	1'38.417	1.679	0.205	6	166,581	257,1

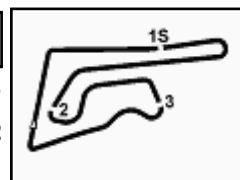
AIR	Humidity:	47%	Temp:	32°C
TRACK	Condition:	Dry	Temp:	44°C

Records	Pole (QP1)	2015	K.Sofuoglu	1'37.345	168,420	Km/h
	Race (RC)	2015	J.Cluzel	1'37.887	167,480	Km/h
	Circuit (FP3)	2018	J.Cluzel	1'37.344	168,420	Km/h

Start	End	The results are provisional until the end of the time limit for protests and appeals and the completion of the technical checks.
24/03/2018 14:55	15:11	

These data/results cannot be reproduced, stored and/or transmitted in whole or in part by any manner of electronic, mechanical, photocopying, recording, broadcasting or otherwise now known or herein after developed without the previous express consent by the copyright owner, except for reproduction in daily press and regular printed publications on sale to the public within 60 days of the event related to those data/results and always provided that copyright symbol appears together as follows below.

© DORNA WSBK ORGANIZATION Srl 2018



Thai Round, 23-24-25 March 2018

World Supersport - Results Superpole 2

Session Highlights

Local Time	No. Rider	Description
14.55.00		Start
14.59.58		New Best Lap
15.09.31	99 T. WAROKORN	Lap Cancelled (1'42.468) - Exceeded Track Limits - Turn 4
15.10.59	3 R. DE ROSA	Lap Cancelled (1'38.578) - Exceeded Track Limits - Turn 12
15.11.52		End Of Session

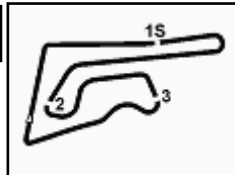
Fastest Laps Sequence

No.	Rider	Nat	Team	Bike	Local Time	Time	Gap	Avg
81	L. STAPLEFORD	GBR	Profile Racing	Triumph Daytona 675	14:58'23.601	1'39.774		164,315
13	A. WEST	AUS	EAB antwest Racing	Kawasaki ZX-6R	14:58'41.341	1'39.085	-0.689	165,458
3	R. DE ROSA	ITA	MV Agusta Reparto Corse by Vomag	MV Agusta F3 675	14:58'42.935	1'39.042	-0.043	165,530
99	T. WAROKORN	THA	CORE Kawasaki Thailand Racing Team	Kawasaki ZX-6R	14:58'44.119	1'39.041	-0.001	165,531
16	J. CLUZEL	FRA	NRT	Yamaha YZF R6	14:59'07.850	1'38.113	-0.928	167,097
144	L. MAHIAS	FRA	GRT Yamaha Official WorldSSP Team	Yamaha YZF R6	14:59'42.852	1'37.264	-0.849	168,556
144	L. MAHIAS	FRA	GRT Yamaha Official WorldSSP Team	Yamaha YZF R6	15:01'19.730	1'36.878	-0.386	169,227
144	L. MAHIAS	FRA	GRT Yamaha Official WorldSSP Team	Yamaha YZF R6	15:09'19.163	1'36.738	-0.140	169,472

24/03/2018 Start End The results are provisional until the end of the time limit for protests and appeals and the completion of the technical checks.
 14:55 15:11

These data/results cannot be reproduced, stored and/or transmitted in whole or in part by any manner of electronic, mechanical, photocopying, recording, broadcasting or otherwise now known or herein after developed without the previous express consent by the copyright owner, except for reproduction in daily press and regular printed publications on sale to the public within 60 days of the event related to those data/results and always provided that copyright symbol appears together as follows below.

© DORNA WSBK ORGANIZATION Srl 2018



Buriram 4.554 m

Thai Round, 23-24-25 March 2018

World Supersport - Best Sectors & Speed Superpole 2

BEST LAP			
1	144 L. MAHIAS	Yamaha YZF R6	1'36.738
2	16 J. CLUZEL	Yamaha YZF R6	1'36.967
3	64 F. CARICASULO	Yamaha YZF R6	1'37.235
4	11 S. CORTESE	Yamaha YZF R6	1'37.447
5	21 R. KRUMMENACHER	Yamaha YZF R6	1'37.505
6	13 A. WEST	Kawasaki ZX-6R	1'38.031
7	5 R. WILAIROT	Yamaha YZF R6	1'38.042
8	99 T. WAROKORN	Kawasaki ZX-6R	1'38.077
9	78 H. OKUBO	Kawasaki ZX-6R	1'38.100
10	81 L. STAPLEFORD	Triumph Daytona 675	1'38.164
11	111 K. SMITH	Honda CBR600RR	1'38.212
12	3 R. DE ROSA	MV Agusta F3 675	1'38.417

SPEED			
1	16 J. CLUZEL	Yamaha YZF R6	266,7
2	78 H. OKUBO	Kawasaki ZX-6R	263,4
3	5 R. WILAIROT	Yamaha YZF R6	262,1
4	99 T. WAROKORN	Kawasaki ZX-6R	261,5
5	64 F. CARICASULO	Yamaha YZF R6	260,9
6	11 S. CORTESE	Yamaha YZF R6	260,9
7	21 R. KRUMMENACHER	Yamaha YZF R6	259,0
8	144 L. MAHIAS	Yamaha YZF R6	259,0
9	3 R. DE ROSA	MV Agusta F3 675	257,1
10	111 K. SMITH	Honda CBR600RR	255,9
11	13 A. WEST	Kawasaki ZX-6R	255,3
12	81 L. STAPLEFORD	Triumph Daytona 675	254,7

SEG. 1		
1	16 J. CLUZEL	21.140
2	144 L. MAHIAS	21.148
3	5 R. WILAIROT	21.263
4	64 F. CARICASULO	21.291
5	21 R. KRUMMENACHER	21.301
6	78 H. OKUBO	21.360
7	81 L. STAPLEFORD	21.367
8	11 S. CORTESE	21.372
9	99 T. WAROKORN	21.379
10	111 K. SMITH	21.410
11	3 R. DE ROSA	21.476
12	13 A. WEST	21.545

SEG. 2		
1	16 J. CLUZEL	28.111
2	144 L. MAHIAS	28.162
3	64 F. CARICASULO	28.177
4	21 R. KRUMMENACHER	28.240
5	11 S. CORTESE	28.288
6	5 R. WILAIROT	28.426
7	111 K. SMITH	28.443
8	78 H. OKUBO	28.461
9	13 A. WEST	28.473
10	99 T. WAROKORN	28.484
11	81 L. STAPLEFORD	28.514
12	3 R. DE ROSA	28.577

SEG. 3		
1	144 L. MAHIAS	23.170
2	16 J. CLUZEL	23.434
3	21 R. KRUMMENACHER	23.530
4	64 F. CARICASULO	23.536
5	11 S. CORTESE	23.549
6	13 A. WEST	23.568
7	5 R. WILAIROT	23.716
8	3 R. DE ROSA	23.724
9	78 H. OKUBO	23.747
10	99 T. WAROKORN	23.770
11	111 K. SMITH	23.793
12	81 L. STAPLEFORD	23.824

SEG. 4		
1	144 L. MAHIAS	24.035
2	64 F. CARICASULO	24.166
3	16 J. CLUZEL	24.237
4	11 S. CORTESE	24.238
5	21 R. KRUMMENACHER	24.244
6	3 R. DE ROSA	24.319
7	81 L. STAPLEFORD	24.321
8	13 A. WEST	24.338
9	99 T. WAROKORN	24.357
10	111 K. SMITH	24.434
11	78 H. OKUBO	24.484
12	5 R. WILAIROT	24.543

24/03/2018

These data/results cannot be reproduced, stored and/or transmitted in whole or in part by any manner of electronic, mechanical, photocopying, recording, broadcasting or otherwise now known or herein after developed without the previous express consent by the copyright owner, except for reproduction in daily press and regular printed publications on sale to the public within 60 days of the event related to those data/results and always provided that copyright symbol appears together as follows below.

© DORNA WSBK ORGANIZATION Srl 2018

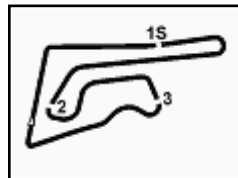
FICR PERUGIA TIMING



Official Tyre Supplier



Official Timekeeper



Buriram 4.554 m

Thai Round, 23-24-25 March 2018

World Supersport - Ideal Times Superpole 2

No. Rider	Nat	Bike	Seg. 1	Seg. 2	Seg. 3	Seg. 4	Ideal Time		
			Diff. 1	Diff. 2	Diff. 3	Diff. 4	Best Lap	Pos.	Diff.
1 144 L. MAHIAS	FRA	Yamaha YZF R6	21.148 0.205	28.162	23.170	24.035 0.018	1'36.515	1	0.223
2 16 J. CLUZEL	FRA	Yamaha YZF R6	21.140 0.045	28.111	23.434	24.237	1'36.922	2	0.045
3 64 F. CARICASULO	ITA	Yamaha YZF R6	21.291	28.177 0.046	23.536 0.019	24.166	1'37.170	3	0.065
4 21 R. KRUMMENACHER	SUI	Yamaha YZF R6	21.301 0.147	28.240	23.530 0.043	24.244	1'37.315	5	0.190
5 11 S. CORTESE	GER	Yamaha YZF R6	21.372	28.288	23.549	24.238	1'37.447	4	
6 13 A. WEST	AUS	Kawasaki ZX-6R	21.545 0.039	28.473	23.568 0.068	24.338	1'37.924	6	0.107
7 5 R. WILAIROT	THA	Yamaha YZF R6	21.263 0.094	28.426	23.716	24.543	1'37.948	7	0.094
8 99 T. WAROKORN	THA	Kawasaki ZX-6R	21.379 0.072	28.484	23.770 0.015	24.357	1'37.990	8	0.087
9 81 L. STAPLEFORD	GBR	Triumph Daytona 675	21.367 0.079	28.514	23.824 0.059	24.321	1'38.026	10	0.138
10 78 H. OKUBO	JPN	Kawasaki ZX-6R	21.360	28.461 0.048	23.747	24.484	1'38.052	9	0.048
11 111 K. SMITH	GBR	Honda CBR600RR	21.410 0.132	28.443	23.793	24.434	1'38.080	11	0.132
12 3 R. DE ROSA	ITA	MV Agusta F3 675	21.476	28.577 0.164	23.724 0.157	24.319	1'38.096	12	0.321
Overall Ideal Time			21.140	28.111	23.170	24.035	1'36.456		

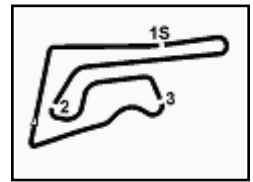
24/03/2018
 These data/results cannot be reproduced, stored and/or transmitted in whole or in part by any manner of electronic, mechanical, photocopying, recording, broadcasting or otherwise now known or herein after developed without the previous express consent by the copyright owner, except for reproduction in daily press and regular printed publications on sale to the public within 60 days of the event related to those data/results and always provided that copyright symbol appears together as follows below.
 © DORNA WSBK ORGANIZATION Srl 2018

FKR PERUGIA TIMING


Official Tyre Supplier



Official Timekeeper



Buriram 4.554 m

Thai Round, 23-24-25 March 2018

World Supersport - Chronological Analysis Superpole 2

1° 144 L. MAHIAS (1'36.738)							
Lap	Seg.1	Seg.2	Seg.3	Seg.4	Lap Time	km/h	Local Time
1		29.737	24.521	24.600		245,5	14:58'05.588
2	21.315	28.304	23.388	24.257	1'37.264	257,1	14:59'42.852
3	21.148	28.227	23.248	24.255	1'36.878	259,0	15:01'19.730
4	23.112	30.337	24.931	37.803	1'56.183P	231,8	15:03'15.913
5	3'07.750	29.687	24.522	24.553	4'26.512P	239,5	15:07'42.425
6	21.353	28.162	23.170	24.053	1'36.738	252,3	15:09'19.163
7	21.302	28.238	23.347	24.035	1'36.922	255,3	15:10'56.085

2° 16 J. CLUZEL (1'36.967)							
Lap	Seg.1	Seg.2	Seg.3	Seg.4	Lap Time	km/h	Local Time
1		30.667	25.198	25.355		252,9	14:57'29.737
2	21.399	28.503	23.781	24.430	1'38.113	262,8	14:59'07.850
3	21.286	33.652	24.379	24.857	1'44.174	264,7	15:00'52.024
4	21.140	28.324	23.730	43.210	1'56.404P	266,7	15:02'48.428
5	2'47.283	37.320	24.369	29.976	4'18.948P	246,0	15:07'07.376
6	21.725	28.848	24.018	24.398	1'38.989	254,1	15:08'46.365
7	21.185	28.111	23.434	24.237	1'36.967	262,8	15:10'23.332

3° 64 F. CARICASULO (1'37.235)							
Lap	Seg.1	Seg.2	Seg.3	Seg.4	Lap Time	km/h	Local Time
1		29.576	24.522	24.754		251,2	14:57'38.379
2	21.552	28.737	23.921	24.405	1'38.615	257,8	14:59'16.994
3	21.359	28.585	23.536	24.296	1'37.776	260,9	15:00'54.770
4	21.348	28.744	24.351	38.760	1'53.203P	260,9	15:02'47.973
5	2'38.714	28.950	23.721	24.312	3'55.697P	246,0	15:06'43.670
6	21.291	28.223	23.555	24.166	1'37.235	255,9	15:08'20.905
7	21.350	28.201	23.610	24.229	1'37.390	256,5	15:09'58.295
8	21.414	28.177	23.591	24.225	1'37.407	256,5	15:11'35.702

4° 11 S. CORTESE (1'37.447)							
Lap	Seg.1	Seg.2	Seg.3	Seg.4	Lap Time	km/h	Local Time
1		31.053	25.766	25.731		235,8	14:57'31.065
2	21.496	28.639	23.764	24.474	1'38.373	259,0	14:59'09.438
3	21.387	28.800	23.762	24.530	1'38.479	260,9	15:00'47.917
4	21.739	30.580	24.814	37.640	1'54.773P	249,4	15:02'42.690
5	2'39.260	35.015	23.685	24.305	4'02.265P	222,2	15:06'44.955
6	21.372	28.288	23.549	24.308	1'37.447	255,3	15:08'22.402
7	21.472	28.609	23.587	24.416	1'38.084	256,5	15:10'00.486

5° 21 R. KRUMMENACHER (1'37.505)							
Lap	Seg.1	Seg.2	Seg.3	Seg.4	Lap Time	km/h	Local Time
1		30.205	25.719	24.863		251,7	14:58'17.597
2	21.531	28.758	23.730	24.401	1'38.420	258,4	14:59'56.017
3	21.312	28.501	23.530	24.314	1'37.657	257,8	15:01'33.674
4	21.386	28.953	24.669	37.267	1'52.275P	259,0	15:03'25.949
5	2'07.963	37.540	24.350	31.880	3'41.733P	245,5	15:07'07.682
6	21.301	28.257	23.689	24.283	1'37.530	257,1	15:08'45.212
7	21.448	28.240	23.573	24.244	1'37.505	257,1	15:10'22.717

6° 13 A. WEST (1'38.031)							
Lap	Seg.1	Seg.2	Seg.3	Seg.4	Lap Time	km/h	Local Time
1		36.236	25.583	26.172		223,6	14:57'02.256
2	21.770	28.865	23.895	24.555	1'39.085	254,1	14:58'41.341
3	21.653	28.596	23.568	24.479	1'38.296	255,3	15:00'19.637
4	22.050	29.655	24.706	36.272	1'52.683P	249,4	15:02'12.320
5	3'15.670	30.275	24.053	24.582	4'34.580P	237,9	15:06'46.900
6	21.584	28.473	23.636	24.338	1'38.031	254,7	15:08'24.931
7	21.545	28.503	23.585	24.410	1'38.043	255,3	15:10'02.974

7° 5 R. WILAIROT (1'38.042)							
Lap	Seg.1	Seg.2	Seg.3	Seg.4	Lap Time	km/h	Local Time

1		31.743	24.970	26.404		249,4	14:57'32.234
2	21.461	28.705	24.379	24.593	1'39.138	258,4	14:59'11.372
3	21.263	28.647	23.897	24.694	1'38.501	262,1	15:00'49.873
4	21.904	29.922			2'00.705P	255,9	15:02'50.578
5	3'59.905	38.391			5'35.499P	194,6	15:08'26.077
6	21.357	28.426	23.716	24.543	1'38.042	257,1	15:10'04.119

8° 99 T. WAROKORN (1'38.077)							
Lap	Seg.1	Seg.2	Seg.3	Seg.4	Lap Time	km/h	Local Time
1				25.016		219,1	14:57'05.078
2	21.509	28.776	23.770	24.986	1'39.041	260,2	14:58'44.119
3	21.451	28.484	23.785	24.357	1'38.077	260,9	15:00'22.196
4	21.379	32.808	24.473	39.050	1'57.710P	261,5	15:02'19.906
5	3'16.521	31.674	30.363	27.009	4'45.567P	255,3	15:07'05.473
6	21.481	28.685	27.652	24.650	1'42.468C	254,7	15:08'47.941
7	21.447	28.681	23.900	24.672	1'38.700	257,8	15:10'26.641

9° 78 H. OKUBO (1'38.100)							
Lap	Seg.1	Seg.2	Seg.3	Seg.4	Lap Time	km/h	Local Time
1		40.882	26.748	26.935		208,5	14:57'32.491
2	21.382	28.571	24.022	24.514	1'38.489	263,4	14:59'10.980
3	21.360	28.509	23.747	24.484	1'38.100	260,2	15:00'49.080
4	21.694	32.756	26.780	38.256	1'59.486P	252,9	15:02'48.566
5	3'42.481	29.961	25.565	24.735	5'02.742P	251,2	15:07'51.308
6	21.613	28.461	23.832	24.499	1'38.405	252,9	15:09'29.713
7	21.543	28.596	23.967	24.561	1'38.667	254,7	15:11'08.380

10° 81 L. STAPLEFORD (1'38.164)							
Lap	Seg.1	Seg.2	Seg.3	Seg.4	Lap Time	km/h	Local Time
1		31.254	25.151	24.938		248,3	14:56'43.827
2	21.807	29.137	24.187	24.643	1'39.774	252,3	14:58'23.601
3	21.574	28.859	23.913	24.629	1'38.975	254,7	15:00'02.576
4	21.554	28.908	23.932	35.682	1'50.076P	252,9	15:01'52.652
5	2'07.940	29.626	24.089	24.572	3'26.227P	249,4	15:05'18.879
6	21.367	28.688	23.824	24.358	1'38.237	251,7	15:06'57.116
7	21.446	28.514	23.883	24.321	1'38.164	250,0	15:08'35.280
8	21.476	28.588	23.850	24.650	1'38.564	251,2	15:10'13.844

11° 111 K. SMITH (1'38.212)							
Lap	Seg.1	Seg.2	Seg.3	Seg.4	Lap Time	km/h	Local Time
1		30.583	24.359	24.983		242,2	15:05'29.322
2	21.468	28.943	23.971	24.770	1'39.152	251,2	15:07'08.474
3	21.542	28.443	23.793	24.434	1'38.212	253,5	15:08'46.686
4	21.410			24.811	1'39.487	255,9	15:10'26.173

12° 3 R. DE ROSA (1'38.417)							
Lap	Seg.1	Seg.2	Seg.3	Seg.4	Lap Time	km/h	Local Time
1		37.005	25.065	25.466		222,7	14:57'03.893
2	21.629	29.000	23.929	24.484	1'39.042	255,9	14:58'42.935
3	21.581	28.736	23.724	24.459	1'38.500	257,1	15:00'21.435
4	21.773	31.670	25.117	38.806	1'57.366P	244,9	15:02'18.801
5	3'08.509	29.937	23.933	24.452	4'26.831P	209,7	15:06'45.632
6	21.476	28.741	23.881	24.319	1'38.417	251,2	15:08'24.049
7	21.620	28.577	23.737	24.644	1'38.578C	251,7	15:10'02.627

24/03/2018

P = Pits In/Out - C = Lap Time Cancelled

These data/results cannot be reproduced, stored and/or transmitted in whole or in part by any manner of electronic, mechanical, photocopying, recording, broadcasting or otherwise now known or herein after developed without the previous express consent by the copyright owner, except for reproduction in daily press and regular printed publications on sale to the public within 60 days of the event related to those data/results and always provided that copyright symbol appears together as follows below.

© DORNA WSBK ORGANIZATION Srl 2018

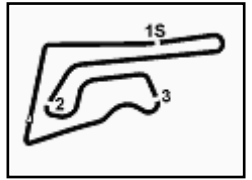
FICR PERUGIA TIMING



Official Tyre Supplier



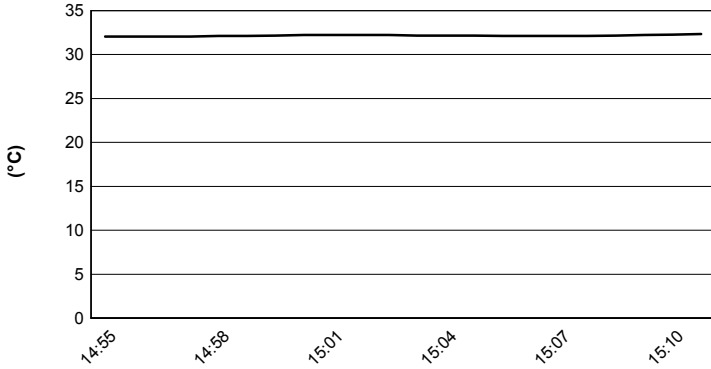
Official Timekeeper



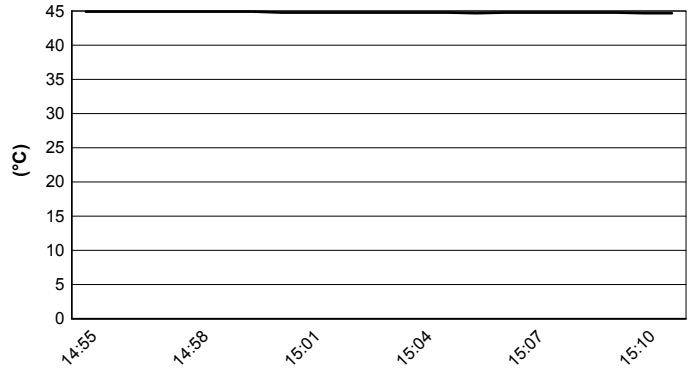
Buriram 4.554 m

Thai Round, 23-24-25 March 2018
World Supersport - Weather Report Superpole 2
 Session started 14:55 - Session ended 15:11


Air Temperature



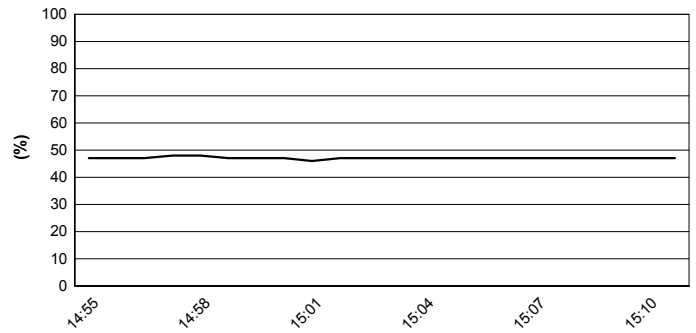
Track Temperature



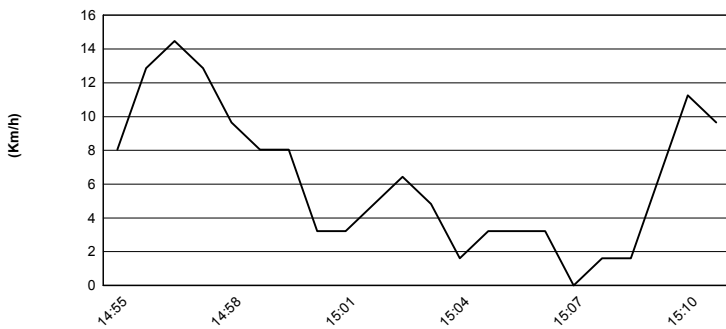
Air Pressure



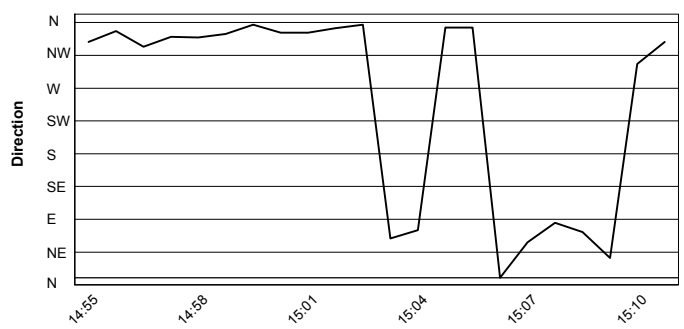
Humidity



Wind Speed



Wind Direction

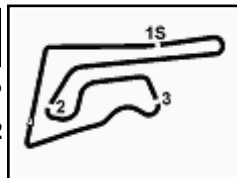


24/03/2018

These data/results cannot be reproduced, stored and/or transmitted in whole or in part by any manner of electronic, mechanical, photocopying, recording, broadcasting or otherwise now known or herein after developed without the previous express consent by the copyright owner, except for reproduction in daily press and regular printed publications on sale to the public within 60 days of the event related to those data/results and always provided that copyright symbol appears together as follows below.

© DORNA WSBK ORGANIZATION Srl 2018





Thai Round, 23-24-25 March 2018

World Supersport - TISSOT Superpole Award

	Points	Points From First	Points From Previous	February 25	March 25	April 15	April 22	May 13	May 27	June 10	July 8	September 16	September 25	October 14	October 27				
				PHILLIP ISLAND	BURIRAM	ARAGÓN	ASSEN	IMOLA	DONINGTON PARK	BRNO	MISANO	PORTIMÃO	MAGNY COURS	VILLICUM	LOSAIL				
1 MAHIAS Lucas (FRA)	50			25	25														
2 CARICASULO Federico (ITA)	36	14		20	16														
3 CLUZEL Jules (FRA)	27	23	9	7	20														
4 CORTESE Sandro (GER)	26	24	1	13	13														
5 WEST Anthony (AUS)	21	29	5	11	10														
6 KRUMMENACHER Randy (SUI)	20	30	1	9	11														
7 SOFUOGLU Kenan (TUR)	16	34	4	16															
8 STAPLEFORD Luke (GBR)	16	34	0	10	6														
9 DE ROSA Raffaele (ITA)	12	38	4	8	4														
10 OKUBO Hikari (JPN)	11	39	1	4	7														
11 SMITH Kyle (GBR)	10	40	1	5	5														
12 WILAIROT Ratthapong (THA)	9	41	1		9														
13 WAROKORN Thitipong (THA)	8	42	1		8														
14 BADOVINI Ayrton (ITA)	6	44	2	6															
15 KRAISART Decha (THA)	3	47	3		3														
16 GRADINGER Thomas (AUT)	3	47	0	3															
17 CRESSON Loris (BEL)	3	47	0	2	1														
18 KENNEDY Jack (IRL)	2	48	1		2														
19 TUULI Niki (FIN)	1	49	1	1															

24/03/2018

These data/results cannot be reproduced, stored and/or transmitted in whole or in part by any manner of electronic, mechanical, photocopying, recording, broadcasting or otherwise now known or herein after developed without the previous express consent by the copyright owner, except for reproduction in daily press and regular printed publications on sale to the public within 60 days of the event related to those data/results and always provided that copyright symbol appears together as follows below.

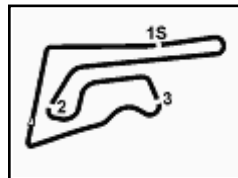
© DORNA WSBK ORGANIZATION Srl 2018

FCR PERUGIA TIMING


Official Tyre Supplier



Official Timekeeper



Buriram 4.554 m

Thai Round, 23-24-25 March 2018

World Supersport - Superpole Ranking

	2015	2016	2017	2018
01 Phillip Island Grand Prix Circuit	Cluzel (Fra) Mva 1'33.379 (171,4 Km/h)	Sofuoglu (Tur) Kaw 1'33.142 (171,8 Km/h)	Jacobsen (Usa) Mva 1'33.128 (171,8 Km/h)	Mahias (Fra) Yam 1'33.160 (171,8 Km/h)
02 Chang International Circuit	Sofuoglu (Tur) Kaw 1'37.345 (168,4 Km/h)	Cluzel (Fra) Mva 1'38.383 (166,6 Km/h)	Cluzel (Fra) Hon 1'37.683 (167,8 Km/h)	Mahias (Fra) Yam 1'36.738 (169,5 Km/h)
03 Motorland Aragon	Cluzel (Fra) Mva 1'53.138 (161,5 Km/h)	Sofuoglu (Tur) Kaw 1'54.000 (160,3 Km/h)	Jacobsen (Usa) Mva 1'54.948 (159,0 Km/h)	
04 TT Circuit Assen	Cluzel (Fra) Mva 1'38.015 (166,8 Km/h)	Krummenacher (Sui) Kaw 1'39.300 (164,7 Km/h)	Sofuoglu (Tur) Kaw 1'37.805 (167,2 Km/h)	
05 Autodromo Internazionale Enzo e Dino	Cluzel (Fra) Mva 1'50.856 (160,3 Km/h)	Cluzel (Fra) Mva 1'51.132 (159,9 Km/h)	Jacobsen (Usa) Mva 1'51.611 (159,2 Km/h)	
06 Donington Park	Sofuoglu (Tur) Kaw 1'29.925 (161,1 Km/h)	Sofuoglu (Tur) Kaw 1'30.298 (160,4 Km/h)	Sofuoglu (Tur) Kaw 1'30.904 (159,3 Km/h)	
08 Misano World Circuit "Marco Simoncelli"	Cluzel (Fra) Mva 1'37.482 (156,1 Km/h)	Caricasulo (Ita) Hon 1'38.097 (155,1 Km/h)	Sofuoglu (Tur) Kaw 1'38.672 (154,2 Km/h)	
09 Autódromo Internacional do Algarve	Cluzel (Fra) Mva 1'44.554 (158,1 Km/h)		Sofuoglu (Tur) Kaw 1'45.541 (156,6 Km/h)	
10 Magny-Cours	Jacobsen (Usa) Hon 2'00.197 (132,1 Km/h)	Sofuoglu (Tur) Kaw 1'55.461 (137,5 Km/h)	Tuuli (Fin) Yam 1'43.833 (152,9 Km/h)	
12 Losail International Circuit	Sofuoglu (Tur) Kaw 2'00.989 (160,1 Km/h)	Stapleford (Gbr) Tri 2'01.621 (159,2 Km/h)	Mahias (Fra) Yam 2'00.738 (160,4 Km/h)	

2018

2 L. Mahias

ALL TIMES

34 K. Sofuoglu	3 K. Curtain	1 J. Vd Goorbergh
22 S. Charpentier	3 D. Salom	1 S. Sanna
19 J. Cluzel	3 L. Mahias	1 M. Fabrizio
17 B. Parkes	2 P. Bontempi	1 C. Jones
15 K. Muggeridge	2 V. Guareschi	1 S. Morais
14 F. Foret	2 J. Teuchert	1 K. Coghlan
14 S. Lowes	2 M. Lagrive	1 C. Davies
10 C. Crutchlow	2 L. Scassa	1 F. Marino
6 S. Chambon	2 J. Lascorz	1 L. Stapleford
6 E. Laverty	2 M. Pirro	1 N. Tuuli
5 P. Casoli	2 M. van der Mark	1 R. Krummenacher
5 K. Fujiwara	2 F. Caricasulo	
5 C. Vermeulen	1 J. Whitham	
5 P. Jacobsen	1 M. Meregalli	
3 R. Xaus	1 P. Riba	
3 I. MacPherson	1 C. Kellner	
3 A. Pitt	1 B. MacLeod	

24/03/2018

These data/results cannot be reproduced, stored and/or transmitted in whole or in part by any manner of electronic, mechanical, photocopying, recording, broadcasting or otherwise now known or herein after developed without the previous express consent by the copyright owner, except for reproduction in daily press and regular printed publications on sale to the public within 60 days of the event related to those data/results and always provided that copyright symbol appears together as follows below.

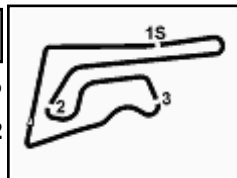
© DORNA WSBK ORGANIZATION Srl 2018

FICR PERUGIA TIMING


Official Tyre Supplier



Official Timekeeper



Thai Round, 23-24-25 March 2018

World Supersport - Best Laps & Speeds

No.	Rider Bike	Nat	Best Lap		FP1		FP2		FP3		SP1		SP2					
			LL	SPD	LL	SPD	LL	SPD	LL	SPD	LL	SPD	LL	SPD				
1	144 L. MAHIAS Yamaha YZF R6	FRA	1'36.738	50 259,6	1'37.469	16 258,3	1'37.592	17 259,6	1'37.456	11 258,3			1'36.738	6 258,9				
2	16 J. CLUZEL Yamaha YZF R6	FRA	1'36.967	41 267,3	1'38.434	12 265,3	1'37.786	12 263,4	1'37.344	11 267,3			1'36.967	6 266,6				
3	64 F. CARICASULO Yamaha YZF R6	ITA	1'37.235	56 264,7	1'38.219	20 259,6	1'37.692	20 263,4	1'37.857	9 264,7			1'37.235	7 260,8				
4	11 S. CORTESE Yamaha YZF R6	GER	1'37.447	57 265,3	1'38.293	23 258,9	1'37.940	18 261,5	1'38.458	10 265,3			1'37.447	6 260,8				
5	21 R. KRUMMENACHER Yamaha YZF R6	SUI	1'37.503	51 260,8	1'37.782	17 258,3	1'37.503	19 260,8	1'37.946	9 258,9			1'37.505	6 258,9				
6	13 A. WEST Kawasaki ZX-6R	AUS	1'37.838	50 258,3	1'38.233	17 254,7	1'37.838	18 257,7	1'38.651	9 258,3			1'38.031	6 255,3				
7	78 H. OKUBO Kawasaki ZX-6R	JPN	1'37.922	57 265,3	1'38.672	21 263,4	1'37.922	19 261,5	1'38.772	11 265,3			1'38.100	6 263,4				
8	5 R. WILAIROT Yamaha YZF R6	THA	1'38.042	57 262,1	1'39.186	15 255,3	1'38.557	21 261,5	1'39.147	9 261,5	1'38.249	7 258,3	1'38.042	5 262,1				
9	99 T. WAROKORN Kawasaki ZX-6R	THA	1'38.077	53 267,9	1'39.182	18 260,2	1'38.438	19 262,1	1'38.406	10 267,9			1'38.077	6 261,5				
10	3 R. DE ROSA MV Agusta F3 675	ITA	1'38.112	47 265,3	1'38.391	19 260,8	1'38.112	18 265,3	1'39.553	4 257,1			1'38.417	6 257,1				
11	81 L. STAPLEFORD Triumph Daytona 675	GBR	1'38.164	41 264,7	1'38.256	11 257,1	1'38.484	12 255,9	1'38.802	11 264,7			1'38.164	7 254,7				
12	111 K. SMITH Honda CBR600RR	GBR	1'38.212	52 262,1	1'39.106	15 257,7	1'38.589	19 262,1	1'39.075	8 258,9	1'38.661	7 255,9	1'38.212	3 255,9				
13	25 A. KAMARUZAMAN Kawasaki ZX-6R	MAS	1'38.519	54 262,1	1'38.824	19 260,8	1'38.519	19 262,1	1'38.973	10 260,8	1'38.943	6 257,7						
14	66 N. TUULI Honda CBR600RR	FIN	1'38.569	52 259,6	1'38.804	18 259,6	1'38.569	17 258,3	1'38.685	10 257,7	1'38.959	7 256,5						
15	86 A. BADOVINI MV Agusta F3 675	ITA	1'38.661	47 265,3	1'39.009	15 260,2	1'38.661	15 265,3	1'39.192	10 261,5	1'38.936	7 262,7						
16	24 D. KRAISART Yamaha YZF R6	THA	1'38.770	44 258,9	1'40.301	12 250,0	1'39.384	16 254,7	1'39.180	11 256,5	1'38.770	5 258,9						
17	4 J. KENNEDY Triumph Daytona 675	IRL	1'38.783	41 260,2	1'38.945	13 253,5	1'38.783	14 260,2	1'39.251	7 252,3	1'38.785	7 255,3						
18	84 L. CRESSON Yamaha YZF R6	BEL	1'38.849	57 264,7	1'40.013	21 262,7	1'39.302	18 264,0	1'39.368	10 264,7	1'38.849	8 263,4						
19	36 T. GRADINGER Yamaha YZF R6	AUT	1'38.810	50 262,7	1'39.254	15 260,8	1'38.945	18 260,8	1'38.810	11 262,7	1'39.054	6 258,9						
20	94 M. DI MEGLIO Yamaha YZF R6	FRA	1'39.146	63 262,1	1'39.779	22 262,1	1'39.146	24 258,9	1'39.373	10 258,3	1'39.262	7 255,3						
21	10 N. CALERO Kawasaki ZX-6R	ESP	1'39.298	51 259,6	1'40.310	18 256,5	1'39.298	18 258,3	1'39.591	9 259,6	1'39.671	6 257,1						
22	83 L. EPIS Kawasaki ZX-6R	AUS	1'39.473	50 257,1	1'40.586	19 255,9	1'39.851	15 256,5	1'39.748	9 257,1	1'39.473	7 255,9						
23	74 J. VAN SIKKELERUS Honda CBR600RR	NED	1'39.501	56 257,7	1'39.684	20 251,7	1'40.066	20 254,1	1'39.920	10 257,7	1'39.501	6 251,7						
24	38 H. SOOMER Honda CBR600RR	EST	1'39.683	57 257,7	1'41.710	19 255,9	1'40.182	21 255,9	1'39.780	10 257,7	1'39.683	7 254,7						
25	96 A. IRWIN Honda CBR600RR	GBR	1'39.993	43 256,5	1'41.124	21 251,7	1'40.907	9 256,5	1'40.247	6 255,9	1'39.993	7 252,3						

24/03/2018

These data/results cannot be reproduced, stored and/or transmitted in whole or in part by any manner of electronic, mechanical, photocopying, recording, broadcasting or otherwise now known or herein after developed without the previous express consent by the copyright owner, except for reproduction in daily press and regular printed publications on sale to the public within 60 days of the event related to those data/results and always provided that copyright symbol appears together as follows below.

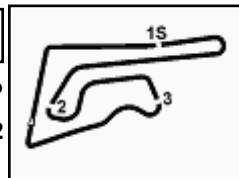
© DORNA WSBK ORGANIZATION Srl 2018

FICR PERUGIA TIMING


Official Tyre Supplier



Official Timekeeper



Buriram 4.554 m

Thai Round, 23-24-25 March 2018

World Supersport - Best Laps & Speeds

2 / 2

No.	Rider	Nat	Best Lap		FP1		FP2		FP3		SP1		SP2					
			LL	SPD	LL	SPD	LL	SPD	LL	SPD	LL	SPD	LL	SPD				
26	T. COLLINS	AUS	1'40.981		1'42.636		1'41.365		1'41.193		1'40.981							
	Kawasaki ZX-6R		56 258,3		19 254,7		19 256,5		11 257,7		7 258,3							

24/03/2018

These data/results cannot be reproduced, stored and/or transmitted in whole or in part by any manner of electronic, mechanical, photocopying, recording, broadcasting or otherwise now known or herein after developed without the previous express consent by the copyright owner, except for reproduction in daily press and regular printed publications on sale to the public within 60 days of the event related to those data/results and always provided that copyright symbol appears together as follows below.

© DORNA WSBK ORGANIZATION Srl 2018

PIRELLI PERUGIA TIMING


Official Tyre Supplier



Official Timekeeper