

GEICO U.S. Round, 22 - 24 June 2018

World Superbike - Results Race 1

WeatherTech Raceway 3.610 m

Laps 25 = 90,250 Km - Time of Race 35'15.071 - Avg. 153,612 km/h

1 / 2

Pos	Race	Grid	No. Rider	Nat	Team	Bike	Class	LL	Gap	Fastest Lap	Speed	Qualifying		Ranking		
												Time	Speed	R1	R2	Tot
1	3	1	J. REA	GBR	Kawasaki Racing Team WorldSBK	Kawasaki ZX-10RR	25			1'23.248	254,0	1'22.359	252,8	25	295	1
2	1	7	C. DAVIES	GBR	Aruba.it Racing - Ducati	Ducati Panigale R	25	2.978		1'23.041	252,2	1'22.282	253,4	20	225	2
3	5	22	A. LOWES	GBR	Pata Yamaha Official WorldSBK Team	Yamaha YZF R1	25	12.212		1'23.561	254,6	1'22.729	252,8	16	170	5
4	4	50	E. LAVERTY	IRL	Milwaukee Aprilia	Aprilia RSV4 RF	25	14.309		1'24.017	255,2	1'22.636	253,4	13	73	10
5	10	33	M. MELANDRI	ITA	Aruba.it Racing - Ducati	Ducati Panigale R	25	16.712		1'24.126	255,2	1'23.302	252,8	11	168	6
6	8	12	X. FORES	ESP	Barni Racing Team	Ducati Panigale R	IND	25	18.929	1'24.097	248,1	1'23.244	251,0	10	144	7
7	2	66	T. SYKES	GBR	Kawasaki Racing Team WorldSBK	Kawasaki ZX-10RR	25	25.638		1'23.731	251,6	1'22.297	252,2	9	188	4
8	9	60	M. VAN DER MARK	NED	Pata Yamaha Official WorldSBK Team	Yamaha YZF R1	25	26.211		1'24.443	251,6	1'23.253	249,2	8	204	3
9	11	81	J. TORRES	ESP	MV Agusta Reparto Corse	MV Agusta 1000 F4	25	31.579		1'24.795	251,6	1'23.321	251,0	7	71	13
10	16	45	J. GAGNE	USA	Red Bull Honda World Superbike Team	Honda CBR1000RR	25	38.084		1'24.671	250,4	1'24.291	247,5	6	30	17
11	17	68	Y. HERNANDEZ	COL	Team Pedercini Racing	Kawasaki ZX-10RR	IND	25	44.971	1'24.987	249,8	1'24.382	248,7	5	23	18
12	20	40	R. RAMOS	ESP	Team GoEleven Kawasaki	Kawasaki ZX-10RR	IND	25	45.412	1'25.273	243,6	1'24.836	244,7	4	45	15
13	18	98	K. HANIKA	CZE	Guandalini Racing	Yamaha YZF R1	IND	25	50.768	1'25.512	243,0	1'24.746	240,3	3	3	22
14	6	32	L. SAVADORI	ITA	Milwaukee Aprilia	Aprilia RSV4 RF	25	1'06.063		1'24.916	254,6	1'22.919	249,2	2	75	9
15	12	76	L. BAZ	FRA	GULF ALTHEA BMW Racing Team	BMW S 1000 RR	24		1 Lap	1'25.808	249,8		246,4	1	73	11
-----Not Classified-----																
RET	13	54	T. RAZGATLIOGLU	TUR	Kawasaki Puccetti Racing	Kawasaki ZX-10RR	IND	19	6 Laps	1'24.857	251,6	1'23.776	248,1		91	8
RET	15	57	J. HERRIN	USA	Attack 2Wheel Legal Yamaha	Yamaha YZF R1	IND	18	7 Laps	1'24.841	249,2	1'24.182	248,7			
RET	7	2	L. CAMIER	GBR	Red Bull Honda World Superbike Team	Honda CBR1000RR		17	8 Laps	1'24.776	251,0	1'23.088	250,4		72	12
RET	19	99	P. JACOBSEN	USA	TripleM Honda World Superbike Team	Honda CBR1000RR	IND	10	15 Laps	1'25.609	251,0	1'24.802	245,2		21	19
RET	14	36	L. MERCADO	ARG	Orelac Racing VerdNatura	Kawasaki ZX-10RR	IND	10	15 Laps	1'25.148	249,8	1'24.105	250,4		42	16

AIR	Humidity:	39%	Temp:	28°C
TRACK	Condition:	Dry	Temp:	48°C

Records	Pole (SP2)	2014	T.Sykes	1'21.811	158,85 Km/h
	Race (RC2)	2017	J.Rea	1'23.275	156,06 Km/h
	Circuit (SP2)	2014	T.Sykes	1'21.811	158,85 Km/h
Race Fastest Lap	(New Record)	Lap 2	C.Davies	1'23.041	156,50 Km/h

LAP LEADERS				
No. Rider	From	To	Laps	Total
7 C. DAVIES	1	6	6	6
1 J. REA	7	25	19	19

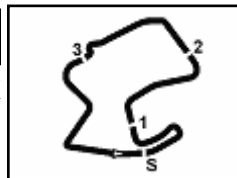
TOTAL LEADER LAPS				
No. Rider	Laps			
1 J. REA	124	21	M. RINALDI	2
66 T. SYKES	50	50	E. LAVERTY	2
7 C. DAVIES	40	25	D. FALZON	1
22 A. LOWES	34	32	L. SAVADORI	1
60 M. VAN DER MARK	25	99	P. JACOBSEN	1
12 X. FORES	15			
33 M. MELANDRI	9			

Start 14:00 End 14:37 The results are provisional until the end of the time limit for protests and appeals and the completion of the technical checks.

23/06/2018 14:00 14:37 These data/results cannot be reproduced, stored and/or transmitted in whole or in part by any manner of electronic, mechanical, photocopying, recording, broadcasting or otherwise now known or herein after developed without the previous express consent by the copyright owner, except for reproduction in daily press and regular printed publications on sale to the public within 60 days of the event related to those data/results and always provided that copyright symbol appears together as follows below.

© DORNA WSBK ORGANIZATION Srl 2018





GEICO U.S. Round, 22 - 24 June 2018 World Superbike - Results Race 1

Race Highlights

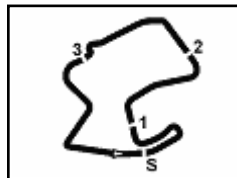
Time	No. Rider	Description
13.58.14		Warm-up Lap Start
14.00.53		Start
14.03.03		No Jump Start
14.03.35		New Lap Record
14.03.36	32 Savadori	Crashed - Turn 11
14.03.50	32 Savadori	Re-joined
14.05.26	76 Baz	Crashed - Turn 11
14.05.36	76 Baz	Re-joined
14.06.33	32 Savadori	Crashed - Turn 8
14.06.42	32 Savadori	Re-joined
14.09.11	36 Mercado	On the Gravel - Re-Joined - Turn 6
14.15.29	99 Jacobsen	Crashed - Turn 2
14.16.20	36 Mercado	Crashed - Turn 8
14.16.45	99 Jacobsen	Out
14.17.00	36 Mercado	Out
14.25.53	2 Camier	Technical Problem - Turn 6
14.26.37	2 Camier	Entered Pits
14.27.18	2 Camier	Retired
14.28.05	57 Herrin	Entered Pits
14.28.55	57 Herrin	Retired
14.29.10	54 Razgattlioglu	Crashed - Turn 8
14.30.01	54 Razgattlioglu	Out
14.31.19	54 Razgattlioglu	Medical Centre
14.37.05		End Of Session

Start End The results are provisional until the end of the time limit for protests and appeals
23/06/2018 14:00 14:37 and the completion of the technical checks.

These data/results cannot be reproduced, stored and/or transmitted in whole or in part by any manner of electronic, mechanical, photocopying, recording, broadcasting or otherwise now known or herein after developed without the previous express consent by the copyright owner, except for reproduction in daily press and regular printed publications on sale to the public within 60 days of the event related to those data/results and always provided that copyright symbol appears together as follows below.

© DORNA WSBK ORGANIZATION Srl 2018





WeatherTech Raceway 3.610 m

1 / 3

GEICO U.S. Round, 22 - 24 June 2018
World Superbike - Lap Chart Race 1

	Lap																								
	1	2	3	4	5	6	7	8	9	10	11	12	13	14	15	16	17	18	19	20	21	22	23	24	25
1	7	7	7	7	7	7	1	1	1	1	1	1	1	1	1	1	1	1	1	1	1	1	1	1	1
2	1	1	1	1	1	1	7	7	7	7	7	7	7	7	7	7	7	7	7	7	7	7	7	7	7
3	66	66	66	66	66	66	66	66	22	22	22	22	22	22	22	22	22	22	22	22	22	22	22	22	22
4	32	22	22	22	22	22	22	22	66	66	66	66	66	50	50	50	50	50	50	50	50	50	50	50	50
5	22	50	50	50	50	50	50	50	50	50	50	50	50	66	66	66	12	12	12	12	33	33	33	33	33
6	50	33	33	33	33	33	12	12	12	12	12	12	12	12	12	12	66	33	33	33	12	12	12	12	12
7	60	12	12	12	12	12	33	33	33	33	33	33	33	33	33	33	66	66	66	66	66	66	66	66	66
8	33	60	60	60	60	60	60	60	60	60	60	60	60	60	60	60	60	60	60	60	60	60	60	60	60
9	2	2	2	2	2	2	2	2	2	2	2	2	2	2	2	2	81	81	81	81	81	81	81	81	81
10	12	57	57	57	57	45	45	45	81	81	81	81	81	81	81	81	45	54	45	45	45	45	45	45	45
11	81	81	81	81	45	57	81	81	45	45	45	45	45	45	45	45	45	45	45	45	68	68	68	68	68
12	54	54	54	45	81	81	57	57	57	54	54	54	54	54	54	54	68	68	40	40	40	40	40	40	40
13	57	36	45	54	54	54	54	54	54	57	57	68	68	68	68	68	57	40	98	98	98	98	98	98	98
14	76	45	68	68	68	68	68	68	68	68	68	57	57	57	57	57	40	98	32	32	32	32	32	32	32
15	36	76	36	36	36	99	40	40	40	40	40	40	40	40	40	40	98	32	76	76	76	76	76	76	76
16	45	68	99	99	99	40	99	99	98	98	98	98	98	98	98	98	98	98	76						
17	99	99	40	40	40	98	98	98	99	99	32	32	32	32	32	32	32	76							
18	68	40	98	98	98	36	36	36	36	36	76	76	76	76	76	76	76								
19	98	98	32	32	32	32	32	32	32	32	76	76	76	76	76	76									
20	40	32	76	76	76	76	76	76	76	76															

Final Result		
1	1 J. REA	Laps 25
2	7 C. DAVIES	2.978
3	22 A. LOWES	12.212
4	50 E. LAVERTY	14.309
5	33 M. MELANDRI	16.712
6	12 X. FORES	18.929
7	66 T. SYKES	25.638
8	60 M. VAN DER MARK	26.211
9	81 J. TORRES	31.579
10	45 J. GAGNE	38.084
11	68 Y. HERNANDEZ	44.971
12	40 R. RAMOS	45.412
13	98 K. HANIKA	50.768
14	32 L. SAVADORI	1'06.063
15	76 L. BAZ	1 Lap
RET	54 T. RAZGATLIOGLU	6 Laps
RET	57 J. HERRIN	7 Laps
RET	2 L. CAMIER	8 Laps
RET	99 P. JACOBSEN	15 Laps
RET	36 L. MERCADO	15 Laps

23/06/2018

These data/results cannot be reproduced, stored and/or transmitted in whole or in part by any manner of electronic, mechanical, photocopying, recording, broadcasting or otherwise now known or herein after developed without the previous express consent by the copyright owner, except for reproduction in daily press and regular printed publications on sale to the public within 60 days of the event related to those data/results and always provided that copyright symbol appears together as follows below.

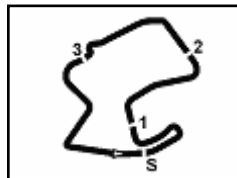
© DORNA WSBK ORGANIZATION Srl 2018

FCR PERUGIA TIMING


Official Tyre Supplier



Official Timekeeper


GEICO U.S. Round, 22 - 24 June 2018
World Superbike - Lap Chart Race 1

WeatherTech Raceway 3.610 m

2 / 3

Lap 1

1	7 C.Davies	14:02'10.699
2	1 J.Rea	0.052
3	66 T.Sykes	0.605
4	32 L.Savadori	1.065
5	22 A.Lowes	1.242
6	50 E.Laverty	1.463
7	60 M.van der Mark	1.938
8	33 M.Melandri	2.172
9	2 L.Camier	2.671
10	12 X.Fores	2.734
11	81 J.Torres	3.059
12	54 T.Razgatlioglu	3.258
13	57 J.Herrin	3.447
14	76 L.Baz	3.650
15	36 L.Mercado	3.915
16	45 J.Gagne	4.018
17	99 P.Jacobsen	4.439
18	68 Y.Hernandez	4.579
19	98 K.Hanika	4.903
20	40 R.Ramos	5.126

8	60 M.van der Mark	6.905
9	2 L.Camier	7.974
10	57 J.Herrin	8.225
11	81 J.Torres	8.502
12	45 J.Gagne	8.642
13	54 T.Razgatlioglu	9.324
14	68 Y.Hernandez	10.352
15	36 L.Mercado	10.520
16	99 P.Jacobsen	11.305
17	40 R.Ramos	12.089
18	98 K.Hanika	12.558
19	32 L.Savadori	44.600
20	76 L.Baz	47.020

Lap 5

1	7 C.Davies	14:07'44.968
2	1 J.Rea	0.258
3	66 T.Sykes	2.334
4	22 A.Lowes	3.121
5	50 E.Laverty	3.603
6	33 M.Melandri	6.039
7	12 X.Fores	6.418
8	60 M.van der Mark	7.856
9	2 L.Camier	8.861
10	57 J.Herrin	9.414
11	45 J.Gagne	9.535
12	81 J.Torres	9.867
13	54 T.Razgatlioglu	10.653
14	68 Y.Hernandez	11.927
15	36 L.Mercado	12.802
16	99 P.Jacobsen	13.025
17	40 R.Ramos	13.669
18	98 K.Hanika	14.181
19	32 L.Savadori	45.990
20	76 L.Baz	48.939

Lap 6

1	7 C.Davies	14:09'08.828
2	1 J.Rea	0.431
3	66 T.Sykes	2.856
4	22 A.Lowes	3.643
5	50 E.Laverty	4.039
6	33 M.Melandri	6.860
7	12 X.Fores	7.014
8	60 M.van der Mark	8.941
9	2 L.Camier	9.815
10	45 J.Gagne	10.426
11	57 J.Herrin	10.889
12	81 J.Torres	11.344
13	54 T.Razgatlioglu	11.650
14	68 Y.Hernandez	13.484
15	99 P.Jacobsen	15.134
16	40 R.Ramos	15.340
17	98 K.Hanika	15.924
18	36 L.Mercado	20.195
19	32 L.Savadori	47.224
20	76 L.Baz	51.064

Lap 7

1	1 J.Rea	14:10'33.357
2	7 C.Davies	0.312
3	66 T.Sykes	2.833
4	22 A.Lowes	3.500
5	50 E.Laverty	4.116
6	12 X.Fores	7.273
7	33 M.Melandri	7.396
8	60 M.van der Mark	9.242
9	2 L.Camier	10.459
10	45 J.Gagne	11.047
11	81 J.Torres	12.118
12	57 J.Herrin	12.374
13	54 T.Razgatlioglu	12.522
14	68 Y.Hernandez	14.499
15	40 R.Ramos	16.697
16	99 P.Jacobsen	17.085

Lap 8

1	1 J.Rea	14:11'57.747
2	7 C.Davies	0.347
3	66 T.Sykes	3.074
4	22 A.Lowes	3.606
5	50 E.Laverty	4.369
6	12 X.Fores	7.665
7	33 M.Melandri	8.344
8	60 M.van der Mark	9.883
9	2 L.Camier	11.052
10	45 J.Gagne	11.767
11	81 J.Torres	12.927
12	57 J.Herrin	14.129
13	54 T.Razgatlioglu	14.185
14	68 Y.Hernandez	15.630
15	40 R.Ramos	17.813
16	99 P.Jacobsen	18.374
17	98 K.Hanika	18.851
18	36 L.Mercado	21.810
19	32 L.Savadori	48.305
20	76 L.Baz	54.352

Lap 9

1	1 J.Rea	14:13'21.940
2	7 C.Davies	0.475
3	22 A.Lowes	4.248
4	66 T.Sykes	4.685
5	50 E.Laverty	5.105
6	12 X.Fores	8.259
7	33 M.Melandri	9.394
8	60 M.van der Mark	10.474
9	2 L.Camier	11.765
10	81 J.Torres	14.110
11	45 J.Gagne	14.622
12	57 J.Herrin	15.994
13	54 T.Razgatlioglu	16.156
14	68 Y.Hernandez	17.099
15	40 R.Ramos	19.438
16	98 K.Hanika	20.788
17	99 P.Jacobsen	21.440
18	36 L.Mercado	22.765
19	32 L.Savadori	49.584
20	76 L.Baz	56.827

Lap 10

1	1 J.Rea	14:14'46.256
2	7 C.Davies	0.548
3	22 A.Lowes	4.606
4	66 T.Sykes	5.857
5	50 E.Laverty	6.052
6	12 X.Fores	8.742
7	33 M.Melandri	9.991
8	60 M.van der Mark	11.388
9	2 L.Camier	12.681
10	81 J.Torres	15.053
11	45 J.Gagne	15.781
12	54 T.Razgatlioglu	17.300
13	57 J.Herrin	18.144
14	68 Y.Hernandez	18.546
15	40 R.Ramos	21.755
16	98 K.Hanika	22.242
17	99 P.Jacobsen	23.493
18	36 L.Mercado	23.812
19	32 L.Savadori	50.229
20	76 L.Baz	58.777

Lap 11

1	1 J.Rea	14:16'10.471
2	7 C.Davies	0.468

Lap 12

1	1 J.Rea	14:17'34.833
2	7 C.Davies	0.797
3	22 A.Lowes	5.292
4	66 T.Sykes	7.786
5	50 E.Laverty	8.041
6	12 X.Fores	10.256
7	33 M.Melandri	11.848
8	60 M.van der Mark	13.269
9	2 L.Camier	14.369
10	81 J.Torres	17.071
11	45 J.Gagne	18.235
12	54 T.Razgatlioglu	19.472
13	68 Y.Hernandez	22.195
14	57 J.Herrin	22.631
15	40 R.Ramos	25.055
16	98 K.Hanika	26.011
17	32 L.Savadori	52.357
18	76 L.Baz	1'03.157

Lap 13

1	1 J.Rea	14:18'59.351
2	7 C.Davies	0.771
3	22 A.Lowes	5.911
4	66 T.Sykes	8.554
5	50 E.Laverty	8.788
6	12 X.Fores	10.576
7	33 M.Melandri	12.081
8	60 M.van der Mark	13.953
9	2 L.Camier	15.195
10	81 J.Torres	17.876
11	45 J.Gagne	19.356
12	54 T.Razgatlioglu	20.542
13	68 Y.Hernandez	24.071
14	57 J.Herrin	24.451
15	40 R.Ramos	26.631
16	98 K.Hanika	27.509
17	32 L.Savadori	52.938
18	76 L.Baz	1'05.351

Lap 14

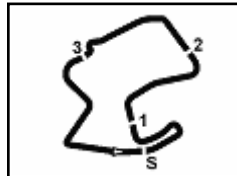
1	1 J.Rea	14:20'23.918
2	7 C.Davies	0.632
3	22 A.Lowes	6.288
4	50 E.Laverty	9.411
5	66 T.Sykes	9.654
6	12 X.Fores	11.025
7	33 M.Melandri	12.471
8	60 M.van der Mark	14.636
9	2 L.Camier	15.953
10	81 J.Torres	18.534
11	45 J.Gagne	20.169
12	54 T.Razgatlioglu	21.619
13	68 Y.Hernandez	25.725
14	57 J.Herrin	26.104
15	40 R.Ramos	28.035
16	98 K.Hanika	29.045
17	32 L.Savadori	53.568

23/06/2018

These data/results cannot be reproduced, stored and/or transmitted in whole or in part by any manner of electronic, mechanical, photocopying, recording, broadcasting or otherwise now known or herein after developed without the previous express consent by the copyright owner, except for reproduction in daily press and regular printed publications on sale to the public within 60 days of the event related to those data/results and always provided that copyright symbol appears together as follows below.

© DORNA WSBK ORGANIZATION Srl 2018




GEICO U.S. Round, 22 - 24 June 2018
World Superbike - Lap Chart Race 1

18 76 L.Baz 1'07.308

12 68 Y.Hernandez 33.779

15 76 L.Baz

Lap 15

1	1 J.Rea	14:21'48.170
2	7 C.Davies	1.006
3	22 A.Lowes	7.041
4	50 E.Laverty	10.024
5	66 T.Sykes	10.664
6	12 X.Fores	11.602
7	33 M.Melandri	13.095
8	60 M.van der Mark	15.501
9	2 L.Camier	16.668
10	81 J.Torres	19.715
11	45 J.Gagne	21.374
12	54 T.Razgatioglu	22.828
13	68 Y.Hernandez	27.850
14	57 J.Herrin	28.228
15	40 R.Ramos	29.708
16	98 K.Hanika	31.153
17	32 L.Savadori	54.542
18	76 L.Baz	1'09.553

Lap 19

1	1 J.Rea	14:27'26.522
2	7 C.Davies	1.089
3	22 A.Lowes	9.307
4	50 E.Laverty	12.194
5	12 X.Fores	13.901
6	33 M.Melandri	14.143
7	66 T.Sykes	16.797
8	60 M.van der Mark	19.261
9	81 J.Torres	24.517
10	54 T.Razgatioglu	27.114
11	45 J.Gagne	27.514
12	68 Y.Hernandez	35.511
13	40 R.Ramos	37.018
14	98 K.Hanika	38.497
15	32 L.Savadori	57.648
16	76 L.Baz	1'17.663

Lap 23

1	1 J.Rea	14:33'05.900
2	7 C.Davies	1.998
3	22 A.Lowes	11.715
4	50 E.Laverty	13.891
5	33 M.Melandri	15.623
6	12 X.Fores	16.986
7	66 T.Sykes	24.043
8	60 M.van der Mark	24.446
9	81 J.Torres	29.814
10	45 J.Gagne	34.470
11	68 Y.Hernandez	42.638
12	40 R.Ramos	43.273
13	98 K.Hanika	46.863
14	32 L.Savadori	1'03.715
15	76 L.Baz	

Lap 16

1	1 J.Rea	14:23'12.769
2	7 C.Davies	0.922
3	22 A.Lowes	7.519
4	50 E.Laverty	10.567
5	66 T.Sykes	11.334
6	12 X.Fores	11.950
7	33 M.Melandri	13.305
8	60 M.van der Mark	16.282
9	2 L.Camier	17.329
10	81 J.Torres	20.702
11	45 J.Gagne	22.595
12	54 T.Razgatioglu	23.500
13	68 Y.Hernandez	29.879
14	57 J.Herrin	30.114
15	40 R.Ramos	31.308
16	98 K.Hanika	32.811
17	32 L.Savadori	55.187
18	76 L.Baz	1'11.791

Lap 20

1	1 J.Rea	14:28'51.271
2	7 C.Davies	1.000
3	22 A.Lowes	9.725
4	50 E.Laverty	12.494
5	12 X.Fores	14.501
6	33 M.Melandri	14.590
7	66 T.Sykes	18.434
8	60 M.van der Mark	20.142
9	81 J.Torres	25.588
10	45 J.Gagne	29.425
11	68 Y.Hernandez	37.233
12	40 R.Ramos	38.493
13	98 K.Hanika	40.813
14	32 L.Savadori	59.722
15	76 L.Baz	1'19.749

Lap 24

1	1 J.Rea	14:34'31.376
2	7 C.Davies	1.799
3	22 A.Lowes	11.838
4	50 E.Laverty	13.776
5	33 M.Melandri	15.222
6	12 X.Fores	17.480
7	66 T.Sykes	24.829
8	60 M.van der Mark	25.280
9	81 J.Torres	30.706
10	45 J.Gagne	36.036
11	68 Y.Hernandez	43.693
12	40 R.Ramos	44.254
13	98 K.Hanika	48.712
14	32 L.Savadori	1'04.662
15	76 L.Baz	

Lap 17

1	1 J.Rea	14:24'37.330
2	7 C.Davies	1.096
3	22 A.Lowes	8.072
4	50 E.Laverty	11.114
5	12 X.Fores	12.869
6	66 T.Sykes	13.193
7	33 M.Melandri	13.623
8	60 M.van der Mark	17.333
9	2 L.Camier	18.113
10	81 J.Torres	21.894
11	45 J.Gagne	23.874
12	54 T.Razgatioglu	24.617
13	68 Y.Hernandez	31.845
14	57 J.Herrin	32.239
15	40 R.Ramos	33.171
16	98 K.Hanika	34.610
17	32 L.Savadori	55.941
18	76 L.Baz	1'13.780

Lap 21

1	1 J.Rea	14:30'15.924
2	7 C.Davies	1.385
3	22 A.Lowes	10.397
4	50 E.Laverty	13.044
5	33 M.Melandri	15.176
6	12 X.Fores	15.562
7	66 T.Sykes	20.869
8	60 M.van der Mark	21.491
9	81 J.Torres	27.261
10	45 J.Gagne	31.280
11	68 Y.Hernandez	39.196
12	40 R.Ramos	40.149
13	98 K.Hanika	43.115
14	32 L.Savadori	1'01.143
15	76 L.Baz	1'22.196

Lap 25

1	1 J.Rea	14:35'56.789
2	7 C.Davies	2.978
3	22 A.Lowes	12.212
4	50 E.Laverty	14.309
5	33 M.Melandri	16.712
6	12 X.Fores	18.929
7	66 T.Sykes	25.638
8	60 M.van der Mark	26.211
9	81 J.Torres	31.579
10	45 J.Gagne	38.084
11	68 Y.Hernandez	44.971
12	40 R.Ramos	45.412
13	98 K.Hanika	50.768
14	32 L.Savadori	1'06.063

Lap 18

1	1 J.Rea	14:26'01.870
2	7 C.Davies	1.241
3	22 A.Lowes	8.672
4	50 E.Laverty	11.905
5	12 X.Fores	13.434
6	33 M.Melandri	14.266
7	66 T.Sykes	15.089
8	60 M.van der Mark	18.347
9	81 J.Torres	23.140
10	45 J.Gagne	25.489
11	54 T.Razgatioglu	25.811

Lap 22

1	1 J.Rea	14:31'40.778
2	7 C.Davies	1.857
3	22 A.Lowes	11.130
4	50 E.Laverty	13.510
5	33 M.Melandri	15.489
6	12 X.Fores	16.352
7	66 T.Sykes	22.597
8	60 M.van der Mark	23.298
9	81 J.Torres	28.796
10	45 J.Gagne	33.057
11	68 Y.Hernandez	41.181
12	40 R.Ramos	41.683
13	98 K.Hanika	45.184
14	32 L.Savadori	1'02.151

23/06/2018

These data/results cannot be reproduced, stored and/or transmitted in whole or in part by any manner of electronic, mechanical, photocopying, recording, broadcasting or otherwise now known or herein after developed without the previous express consent by the copyright owner, except for reproduction in daily press and regular printed publications on sale to the public within 60 days of the event related to those data/results and always provided that copyright symbol appears together as follows below.

© DORNA WSBK ORGANIZATION Srl 2018





GEICO U.S. Round, 22 - 24 June 2018 World Superbike - Best Sectors & Speed Race 1

RESULTS

1	1 J. REA	Kawasaki ZX-10RR	Laps 25
2	7 C. DAVIES	Ducati Panigale R	2.978
3	22 A. LOWES	Yamaha YZF R1	12.212
4	50 E. LAVERTY	Aprilia RSV4 RF	14.309
5	33 M. MELANDRI	Ducati Panigale R	16.712
6	12 X. FORES	Ducati Panigale R	18.929
7	66 T. SYKES	Kawasaki ZX-10RR	25.638
8	60 M. VAN DER MARK	Yamaha YZF R1	26.211
9	81 J. TORRES	MV Austa 1000 F4	31.579
10	45 J. GAGNE	Honda CBR1000RR	38.084
11	68 Y. HERNANDEZ	Kawasaki ZX-10RR	44.971
12	40 R. RAMOS	Kawasaki ZX-10RR	45.412
13	98 K. HANIKA	Yamaha YZF R1	50.768
14	32 L. SAVADORI	Aprilia RSV4 RF	1'06.063
15	76 L. BAZ	BMW S 1000 RR	1 Lap
RET	54 T. RAZGATLIOGLU	Kawasaki ZX-10RR	6 Laps
RET	57 J. HERRIN	Yamaha YZF R1	7 Laps
RET	2 L. CAMIER	Honda CBR1000RR	8 Laps
RET	99 P. JACOBSEN	Honda CBR1000RR	15 Laps
RET	36 L. MERCADO	Kawasaki ZX-10RR	15 Laps

SPEED

1	33 M. MELANDRI	Ducati Panigale R	255,2
2	50 E. LAVERTY	Aprilia RSV4 RF	255,2
3	32 L. SAVADORI	Aprilia RSV4 RF	254,6
4	22 A. LOWES	Yamaha YZF R1	254,6
5	1 J. REA	Kawasaki ZX-10RR	254,0
6	7 C. DAVIES	Ducati Panigale R	252,2
7	81 J. TORRES	MV Austa 1000 F4	251,6
8	60 M. VAN DER MARK	Yamaha YZF R1	251,6
9	54 T. RAZGATLIOGLU	Kawasaki ZX-10RR	251,6
10	66 T. SYKES	Kawasaki ZX-10RR	251,6
11	2 L. CAMIER	Honda CBR1000RR	251,0
12	99 P. JACOBSEN	Honda CBR1000RR	251,0
13	45 J. GAGNE	Honda CBR1000RR	250,4
14	76 L. BAZ	BMW S 1000 RR	249,8
15	68 Y. HERNANDEZ	Kawasaki ZX-10RR	249,8
16	36 L. MERCADO	Kawasaki ZX-10RR	249,8
17	57 J. HERRIN	Yamaha YZF R1	249,2
18	12 X. FORES	Ducati Panigale R	248,1
19	40 R. RAMOS	Kawasaki ZX-10RR	243,6
20	98 K. HANIKA	Yamaha YZF R1	243,0

SEG. 1

1	7 C. DAVIES	21.767
2	1 J. REA	21.875
3	66 T. SYKES	21.968
4	50 E. LAVERTY	22.024
5	32 L. SAVADORI	22.034
6	22 A. LOWES	22.068
7	33 M. MELANDRI	22.091
8	45 J. GAGNE	22.197
9	12 X. FORES	22.204
10	57 J. HERRIN	22.236
11	2 L. CAMIER	22.249
12	36 L. MERCADO	22.273
13	60 M. VAN DER MARK	22.307
14	54 T. RAZGATLIOGLU	22.336
15	81 J. TORRES	22.343
16	68 Y. HERNANDEZ	22.363
17	76 L. BAZ	22.489
18	40 R. RAMOS	22.493
19	98 K. HANIKA	22.549
20	99 P. JACOBSEN	22.723

SEG. 2

1	1 J. REA	17.318
2	22 A. LOWES	17.342
3	7 C. DAVIES	17.353
4	66 T. SYKES	17.394
5	32 L. SAVADORI	17.418
6	33 M. MELANDRI	17.449
7	50 E. LAVERTY	17.454
8	12 X. FORES	17.509
9	60 M. VAN DER MARK	17.516
10	2 L. CAMIER	17.569
11	45 J. GAGNE	17.585
12	81 J. TORRES	17.588
13	57 J. HERRIN	17.598
14	68 Y. HERNANDEZ	17.604
15	36 L. MERCADO	17.633
16	54 T. RAZGATLIOGLU	17.667
17	40 R. RAMOS	17.705
18	76 L. BAZ	17.718
19	98 K. HANIKA	17.726
20	99 P. JACOBSEN	17.765

SEG. 3

1	7 C. DAVIES	19.122
2	1 J. REA	19.123
3	22 A. LOWES	19.242
4	66 T. SYKES	19.255
5	32 L. SAVADORI	19.273
6	12 X. FORES	19.313
7	33 M. MELANDRI	19.321
8	50 E. LAVERTY	19.356
9	60 M. VAN DER MARK	19.406
10	81 J. TORRES	19.410
11	54 T. RAZGATLIOGLU	19.442
12	40 R. RAMOS	19.456
13	45 J. GAGNE	19.460
14	2 L. CAMIER	19.464
15	57 J. HERRIN	19.499
16	99 P. JACOBSEN	19.501
17	36 L. MERCADO	19.526
18	68 Y. HERNANDEZ	19.576
19	76 L. BAZ	19.646
20	98 K. HANIKA	19.646

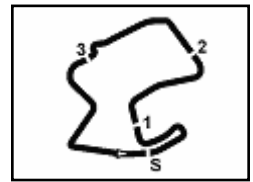
SEG. 4

1	7 C. DAVIES	24.799
2	1 J. REA	24.802
3	22 A. LOWES	24.819
4	66 T. SYKES	24.892
5	50 E. LAVERTY	25.023
6	12 X. FORES	25.044
7	33 M. MELANDRI	25.052
8	32 L. SAVADORI	25.119
9	60 M. VAN DER MARK	25.143
10	45 J. GAGNE	25.193
11	57 J. HERRIN	25.216
12	2 L. CAMIER	25.255
13	99 P. JACOBSEN	25.298
14	68 Y. HERNANDEZ	25.310
15	81 J. TORRES	25.316
16	54 T. RAZGATLIOGLU	25.340
17	98 K. HANIKA	25.350
18	36 L. MERCADO	25.365
19	40 R. RAMOS	25.448
20	76 L. BAZ	25.573

23/06/2018

These data/results cannot be reproduced, stored and/or transmitted in whole or in part by any manner of electronic, mechanical, photocopying, recording, broadcasting or otherwise now known or herein after developed without the previous express consent by the copyright owner, except for reproduction in daily press and regular printed publications on sale to the public within 60 days of the event related to those data/results and always provided that copyright symbol appears together as follows below.

© DORNA WSBK ORGANIZATION Srl 2018



GEICO U.S. Round, 22 - 24 June 2018 World Superbike - Chronological Analysis Race 1

WeatherTech Raceway 3.610 m

Start at 14:00'41.718

1 / 4

1° J. REA (1'23.248)							
Lap	Seg.1	Seg.2	Seg.3	Seg.4	Lap Time	km/h	Local Time
1		17.318	19.220	24.989	1'29.033		14:02'10.751
2	21.910	17.413	19.123	24.802	1'23.248	252,2	14:03'33.999
3	21.875	17.412	19.259	24.951	1'23.497	253,4	14:04'57.496
4	22.086	17.421	19.237	24.995	1'23.739	246,4	14:06'21.235
5	21.977	17.469	19.408	25.137	1'23.991	254,0	14:07'45.226
6	22.162	17.461	19.311	25.099	1'24.033	252,2	14:09'09.259
7	22.072	17.470	19.395	25.161	1'24.098	252,8	14:10'33.357
8	22.279	17.591	19.385	25.135	1'24.390	250,4	14:11'57.747
9	22.166	17.581	19.335	25.111	1'24.193	249,8	14:13'21.940
10	22.249	17.598	19.364	25.105	1'24.316	250,4	14:14'46.256
11	22.132	17.615	19.312	25.156	1'24.215	249,8	14:16'10.471
12	22.286	17.539	19.480	25.057	1'24.362	249,2	14:17'34.833
13	22.230	17.595	19.373	25.320	1'24.518	249,2	14:18'59.351
14	22.178	17.603	19.479	25.307	1'24.567	250,4	14:20'23.918
15	22.177	17.630	19.257	25.188	1'24.252	250,4	14:21'48.170
16	22.235	17.660	19.322	25.382	1'24.599	248,7	14:23'12.769
17	22.222	17.623	19.438	25.278	1'24.561	248,1	14:24'37.330
18	22.264	17.719	19.339	25.218	1'24.540	248,1	14:26'01.870
19	22.292	17.647	19.448	25.265	1'24.652	248,1	14:27'26.522
20	22.298	17.675	19.378	25.398	1'24.749	249,2	14:28'51.271
21	22.317	17.695	19.276	25.365	1'24.653	247,5	14:30'15.924
22	22.283	17.692	19.454	25.425	1'24.854	249,8	14:31'40.778
23	22.364	17.746	19.541	25.471	1'25.122	248,7	14:33'05.900
24	22.468	17.732	19.526	25.750	1'25.476	249,8	14:34'31.376
25	22.550	17.844	19.520	25.499	1'25.413	247,5	14:35'56.789

2° 7 C. DAVIES (1'23.041)							
Lap	Seg.1	Seg.2	Seg.3	Seg.4	Lap Time	km/h	Local Time
1		17.454	19.192	25.030	1'28.981		14:02'10.699
2	21.767	17.353	19.122	24.799	1'23.041	251,6	14:03'33.740
3	21.867	17.521	19.318	24.936	1'23.642	251,6	14:04'57.382
4	21.898	17.453	19.357	24.989	1'23.697	249,8	14:06'21.079
5	21.966	17.493	19.374	25.056	1'23.889	250,4	14:07'44.968
6	22.020	17.543	19.289	25.008	1'23.860	248,1	14:09'08.828
7	22.075	17.469	19.957	25.340	1'24.841	251,6	14:10'33.669
8	22.203	17.550	19.480	25.192	1'24.425	252,2	14:11'58.094
9	22.244	17.593	19.386	25.098	1'24.321	251,6	14:13'22.415
10	22.251	17.618	19.356	25.164	1'24.389	249,8	14:14'46.804
11	22.213	17.559	19.302	25.061	1'24.135	249,8	14:16'10.939
12	22.303	17.603	19.477	25.308	1'24.691	252,2	14:17'35.630
13	22.319	17.701	19.349	25.123	1'24.492	249,8	14:19'00.122
14	22.167	17.619	19.471	25.171	1'24.428	251,6	14:20'24.550
15	22.326	17.729	19.456	25.115	1'24.626	250,4	14:21'49.176
16	22.258	17.697	19.340	25.220	1'24.515	250,4	14:23'13.691
17	22.246	17.678	19.479	25.332	1'24.735	251,0	14:24'38.426
18	22.283	17.724	19.437	25.241	1'24.685	249,8	14:26'03.111
19	22.199	17.715	19.392	25.194	1'24.500	251,6	14:27'27.611
20	22.312	17.642	19.388	25.318	1'24.660	249,8	14:28'52.271
21	22.321	17.748	19.710	25.259	1'25.038	250,4	14:30'17.309
22	22.548	17.799	19.554	25.425	1'25.326	249,2	14:31'42.635
23	22.433	17.797	19.528	25.505	1'25.263	248,1	14:33'07.898
24	22.389	17.750	19.566	25.572	1'25.277	249,2	14:34'33.175
25	22.621	17.912	19.926	26.133	1'26.592	248,1	14:35'59.767

3° 22 A. LOWES (1'23.561)							
Lap	Seg.1	Seg.2	Seg.3	Seg.4	Lap Time	km/h	Local Time
1		17.480	19.312	25.199	1'30.223		14:02'11.941
2	22.068	17.342	19.332	24.819	1'23.561	254,6	14:03'35.502
3	22.082	17.576	19.249	25.089	1'23.996	252,2	14:04'59.498
4	22.348	17.617	19.409	25.072	1'24.446	249,8	14:06'23.944
5	22.286	17.532	19.242	25.085	1'24.145	251,6	14:07'48.089
6	22.205	17.585	19.477	25.115	1'24.382	252,8	14:09'12.471

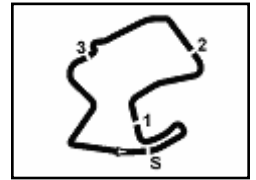
7	22.316	17.518	19.322	25.230	1'24.386	251,6	14:10'36.857
8	22.298	17.567	19.303	25.328	1'24.496	251,6	14:12'01.353
9	22.331	17.807	19.525	25.172	1'24.835	251,0	14:13'26.188
10	22.433	17.645	19.348	25.248	1'24.674	248,7	14:14'50.862
11	22.382	17.503	19.321	25.509	1'24.715	245,8	14:16'15.577
12	22.325	17.639	19.331	25.253	1'24.548	249,8	14:17'40.125
13	22.393	17.731	19.636	25.377	1'25.137	248,1	14:19'05.262
14	22.327	17.642	19.487	25.488	1'24.944	249,8	14:20'30.206
15	22.406	17.701	19.437	25.461	1'25.005	247,5	14:21'55.211
16	22.451	17.688	19.423	25.515	1'25.077	247,5	14:23'20.288
17	22.355	17.682	19.407	25.670	1'25.114	248,1	14:24'45.402
18	22.514	17.718	19.510	25.398	1'25.140	247,5	14:26'10.542
19	22.501	17.681	19.589	25.516	1'25.287	246,9	14:27'35.829
20	22.451	17.710	19.534	25.472	1'25.167	248,1	14:29'00.996
21	22.365	17.724	19.600	25.636	1'25.325	246,9	14:30'26.321
22	22.532	17.836	19.569	25.650	1'25.587	249,2	14:31'51.908
23	22.506	17.828	19.689	25.684	1'25.707	248,1	14:33'17.615
24	22.521	17.835	19.557	25.686	1'25.599	248,7	14:34'43.214
25	22.613	17.847	19.620	25.707	1'25.787	246,9	14:36'09.001

4° 50 E. LAVERTY (1'24.017)							
Lap	Seg.1	Seg.2	Seg.3	Seg.4	Lap Time	km/h	Local Time
1		17.490	19.527	25.023	1'30.444		14:02'12.162
2	22.024	17.454	19.382	25.240	1'24.100	255,2	14:03'36.262
3	22.095	17.492	19.359	25.071	1'24.017	254,0	14:05'00.279
4	22.095	17.481	19.356	25.157	1'24.089	252,8	14:06'24.368
5	22.109	17.503	19.430	25.161	1'24.203	255,2	14:07'48.571
6	22.193	17.542	19.439	25.122	1'24.296	255,2	14:09'12.867
7	22.307	17.579	19.516	25.204	1'24.606	253,4	14:10'37.473
8	22.267	17.641	19.572	25.163	1'24.643	254,6	14:12'02.116
9	22.327	17.692	19.583	25.327	1'24.929	249,8	14:13'27.045
10	22.547	17.723	19.625	25.368	1'25.263	249,8	14:14'52.308
11	22.624	17.719	19.642	25.313	1'25.298	249,8	14:16'17.606
12	22.579	17.713	19.599	25.377	1'25.268	248,7	14:17'42.874
13	22.565	17.719	19.620	25.361	1'25.265	247,5	14:19'08.139
14	22.374	17.713	19.688	25.415	1'25.190	251,6	14:20'33.329
15	22.399	17.641	19.459	25.366	1'24.865	248,1	14:21'58.194
16	22.500	17.724	19.505	25.413	1'25.142	248,1	14:23'23.336
17	22.376	17.776	19.502	25.454	1'25.108	248,1	14:24'48.444
18	22.492	17.811	19.637	25.391	1'25.331	248,1	14:26'13.775
19	22.369	17.717	19.457	25.398	1'24.941	248,1	14:27'38.716
20	22.397	17.749	19.525	25.378	1'25.049	249,2	14:29'03.765
21	22.498	17.711	19.627	25.367	1'25.203	248,1	14:30'28.968
22	22.428	17.824	19.583	25.485	1'25.320	249,2	14:31'54.288
23	22.656	17.764	19.596	25.487	1'25.503	246,9	14:33'19.791
24	22.466	17.867	19.548	25.480	1'25.361	248,7	14:34'45.152
25	22.672	17.913	19.753	25.608	1'25.946	248,1	14:36'11.098

5° 33 M. MELANDRI (1'24.126)							
Lap	Seg.1	Seg.2	Seg.3	Seg.4	Lap Time	km/h	Local Time
1		17.609	19.585	25.091	1'31.153		14:02'12.871
2	22.227	17.540	20.129	25.411	1'25.307	255,2	14:03'38.178
3	22.122	17.606	19.346	25.052	1'24.126	252,8	14:05'02.304
4	22.091	17.449	19.321	25.439	1'24.300	251,0	14:06'26.604
5	22.098	17.517	19.452	25.336	1'24.403	251,6	14:07'51.007
6	22.100	17.569	19.492	25.520	1'24.681	250,4	14:09'15.688
7	22.125	17.579	19.607	25.754	1'25.065	249,8	14:10'40.753
8	22.591	17.697	19.559	25.491	1'25.338	243,6	14:12'06.091
9	22.356	17.704	19.573	25.610	1'25.243	249,2	14:13'31.334
10	22.328	17.661	19.418	25.506	1'24.913	247,5	14:14'56.247
11	22.330	17.627	19.538	25.499	1'24.994	248,7	14:16'21.241
12	22.394	17.734	19.785	25.527	1'25.440	246,9	14:17'46.681
13	22.252	17.718	19.481	25.300	1'24.751	250,4	14:19'11.432
14	22.289	17.645	19.573	25.450	1'24.957	248,7	14:20'36.389

23/06/2018 P = Pits In/Out - C = Lap Time Cancelled

These data/results cannot be reproduced, stored and/or transmitted in whole or in part by any manner of electronic, mechanical, photocopying, recording, broadcasting or otherwise now known or herein after developed without the previous express consent by the copyright owner, except for reproduction in daily press and regular printed publications on sale to the public within 60 days of the event related to those data/results and always provided that copyright symbol appears together



GEICO U.S. Round, 22 - 24 June 2018 World Superbike - Chronological Analysis Race 1

WeatherTech Raceway 3.610 m

Start at 14:00'41.718

2 / 4

15	22.300	17.701	19.512	25.363	1'24.876	247,5	14:22'01.265	23	22.842	18.067	19.935	25.724	1'26.568	245,8	14:33'29.943
16	22.306	17.650	19.460	25.393	1'24.809	252,2	14:23'26.074	24	22.745	18.104	19.821	25.592	1'26.262	244,7	14:34'56.205
17	22.280	17.648	19.483	25.468	1'24.879	248,7	14:24'50.953	25	22.769	18.139	19.747	25.567	1'26.222	247,5	14:36'22.427
18	22.530	17.789	19.527	25.337	1'25.183	249,8	14:26'16.136								
19	22.248	17.614	19.391	25.276	1'24.529	249,2	14:27'40.665								
20	22.459	17.703	19.671	25.363	1'25.196	250,4	14:29'05.861								
21	22.543	17.747	19.609	25.340	1'25.239	239,7	14:30'31.100								
22	22.456	17.729	19.528	25.454	1'25.167	251,0	14:31'56.267								
23	22.355	17.689	19.579	25.633	1'25.256	246,4	14:33'21.523								
24	22.336	17.672	19.554	25.513	1'25.075	248,7	14:34'46.598								
25	22.412	18.536	19.909	26.046	1'26.903	244,7	14:36'13.501								

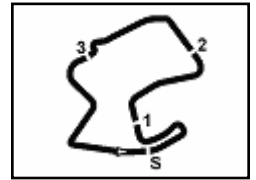
8°		60 M. VAN DER MARK (1'24.443)					
Lap	Seg.1	Seg.2	Seg.3	Seg.4	Lap Time	km/h	Local Time
1		17.722	19.625	25.155	1'30.919		14:02'12.637
2	22.307	17.516	20.717	25.650	1'26.190	251,6	14:03'38.827
3	22.353	17.541	19.406	25.143	1'24.443	249,2	14:05'03.270
4	22.363	17.597	19.517	25.237	1'24.714	245,2	14:06'27.984
5	22.348	17.582	19.623	25.287	1'24.840	246,9	14:07'52.824
6	22.456	17.615	19.535	25.339	1'24.945	246,4	14:09'17.769
7	22.354	17.631	19.489	25.356	1'24.830	242,4	14:10'42.599
8	22.359	17.708	19.634	25.330	1'25.031	244,7	14:12'07.630
9	22.387	17.603	19.469	25.325	1'24.784	246,9	14:13'32.414
10	22.405	17.661	19.665	25.499	1'25.230	248,7	14:14'57.644
11	22.490	17.659	19.599	25.315	1'25.063	248,1	14:16'22.707
12	22.470	17.755	19.764	25.406	1'25.395	245,2	14:17'48.102
13	22.335	17.701	19.649	25.517	1'25.202	246,9	14:19'13.304
14	22.552	17.789	19.482	25.427	1'25.250	243,0	14:20'38.554
15	22.455	17.751	19.491	25.420	1'25.117	246,4	14:22'03.671
16	22.460	17.767	19.609	25.544	1'25.380	246,9	14:23'29.051
17	22.604	17.813	19.719	25.476	1'25.612	245,8	14:24'54.663
18	22.533	17.874	19.678	25.469	1'25.554	245,8	14:26'20.217
19	22.560	17.851	19.713	25.442	1'25.566	243,0	14:27'45.783
20	22.484	17.804	19.711	25.631	1'25.630	245,8	14:29'11.413
21	22.536	17.942	19.839	25.685	1'26.002	244,7	14:30'37.415
22	22.770	17.975	20.153	25.763	1'26.661	240,3	14:32'04.076
23	22.554	17.938	19.855	25.923	1'26.270	245,2	14:33'30.346
24	22.760	17.899	19.806	25.845	1'26.310	245,2	14:34'56.656
25	22.761	17.995	19.754	25.834	1'26.344	246,4	14:36'23.000

6°		12 X. FORES (1'24.097)					
Lap	Seg.1	Seg.2	Seg.3	Seg.4	Lap Time	km/h	Local Time
1		17.749	19.765	25.260	1'31.715		14:02'13.433
2	22.835	17.621	19.426	25.331	1'25.213	237,1	14:03'38.646
3	22.231	17.509	19.313	25.044	1'24.097	248,1	14:05'02.743
4	22.239	17.613	19.365	25.158	1'24.375	243,0	14:06'27.118
5	22.204	17.570	19.360	25.134	1'24.268	244,1	14:07'51.386
6	22.263	17.598	19.431	25.164	1'24.456	246,4	14:09'15.842
7	22.281	17.552	19.575	25.380	1'24.788	245,2	14:10'40.630
8	22.472	17.602	19.436	25.272	1'24.782	245,2	14:12'05.412
9	22.348	17.716	19.476	25.247	1'24.787	244,7	14:13'30.199
10	22.349	17.703	19.411	25.336	1'24.799	246,4	14:14'54.998
11	22.391	17.641	19.601	25.345	1'24.978	247,5	14:16'19.976
12	22.518	17.724	19.531	25.340	1'25.113	246,9	14:17'45.089
13	22.415	17.641	19.424	25.358	1'24.838	246,9	14:19'09.927
14	22.377	17.745	19.569	25.325	1'25.016	246,9	14:20'34.943
15	22.506	17.685	19.443	25.195	1'24.829	247,5	14:21'59.772
16	22.408	17.775	19.432	25.332	1'24.947	248,1	14:23'24.719
17	22.506	17.688	19.743	25.543	1'25.480	245,8	14:24'50.199
18	22.561	17.795	19.475	25.274	1'25.105	245,8	14:26'15.304
19	22.517	17.762	19.442	25.398	1'25.119	247,5	14:27'40.423
20	22.501	17.731	19.652	25.465	1'25.349	245,8	14:29'05.772
21	22.488	18.024	19.831	25.371	1'25.714	245,8	14:30'31.486
22	22.744	17.852	19.579	25.469	1'25.644	243,0	14:31'57.130
23	22.684	17.901	19.683	25.488	1'25.756	245,2	14:33'22.886
24	22.765	17.927	19.728	25.550	1'25.970	245,8	14:34'48.856
25	22.911	17.988	19.850	26.113	1'26.862	243,6	14:36'15.718

9°		81 J. TORRES (1'24.795)					
Lap	Seg.1	Seg.2	Seg.3	Seg.4	Lap Time	km/h	Local Time
1		17.790	19.769	25.366	1'32.040		14:02'13.758
2	22.697	17.943	19.874	25.461	1'25.975	250,4	14:03'39.733
3	22.352	17.588	19.539	25.316	1'24.795	249,2	14:05'04.528
4	22.381	17.658	19.638	25.376	1'25.053	244,1	14:06'29.581
5	22.401	17.977	19.550	25.326	1'25.254	251,0	14:07'54.835
6	22.421	17.719	19.747	25.450	1'25.337	251,0	14:09'20.172
7	22.435	17.743	19.598	25.527	1'25.303	251,6	14:10'45.475
8	22.467	17.766	19.495	25.471	1'25.199	248,7	14:12'10.674
9	22.485	17.789	19.624	25.478	1'25.376	248,1	14:13'36.050
10	22.558	17.826	19.410	25.465	1'25.259	245,8	14:15'01.309
11	22.451	17.791	19.546	25.465	1'25.253	244,1	14:16'26.562
12	22.388	17.761	19.738	25.455	1'25.342	246,9	14:17'51.904
13	22.343	17.798	19.533	25.649	1'25.323	246,4	14:19'17.227
14	22.420	17.830	19.486	25.489	1'25.225	246,9	14:20'42.452
15	22.551	17.863	19.513	25.506	1'25.433	246,4	14:22'07.885
16	22.621	17.788	19.546	25.631	1'25.586	245,8	14:23'33.471
17	22.595	17.911	19.584	25.663	1'25.753	246,4	14:24'59.224
18	22.502	17.888	19.658	25.738	1'25.786	246,9	14:26'25.010
19	22.625	17.906	19.737	25.761	1'26.029	244,1	14:27'51.039
20	22.500	17.861	19.671	25.788	1'25.820	242,4	14:29'16.859
21	22.754	18.041	19.762	25.769	1'26.326	243,0	14:30'43.185
22	22.745	18.027	19.752	25.865	1'26.389	242,4	14:32'09.574
23	22.637	17.916	19.803	25.784	1'26.140	241,9	14:33'35.714
24	22.660	17.942	19.964	25.802	1'26.368	244,7	14:35'02.082
25	22.728	17.972	19.785	25.801	1'26.286	244,7	14:36'28.368

7°		66 T. SYKES (1'23.731)					
Lap	Seg.1	Seg.2	Seg.3	Seg.4	Lap Time	km/h	Local Time
1		17.453	19.255	25.117	1'29.586		14:02'11.304
2	21.968	17.406	19.459	24.898	1'23.731	251,0	14:03'35.035
3	22.005	17.394	19.471	24.892	1'23.762	250,4	14:04'58.797
4	22.103	17.502	19.349	24.993	1'23.947	249,2	14:06'22.744
5	22.216	17.480	19.690	25.172	1'24.558	249,8	14:07'47.302
6	22.211	17.638	19.448	25.085	1'24.382	251,6	14:09'11.684
7	22.241	17.643	19.480	25.142	1'24.506	249,2	14:10'36.190
8	22.380	17.630	19.379	25.242	1'24.631	248,1	14:12'00.821
9	22.640	17.949	19.944	25.271	1'25.804	248,1	14:13'26.625
10	22.464	17.713	19.850	25.461	1'25.488	251,6	14:14'52.113
11	22.574	17.772	19.622	25.288	1'25.256	249,2	14:16'17.369
12	22.527	17.748	19.672	25.303	1'25.250	249,8	14:17'42.619
13	22.566	17.775	19.669	25.276	1'25.286	245,8	14:19'07.905
14	22.406	17.782	19.994	25.485	1'25.667	248,7	14:20'33.572
15	22.627	17.794	19.530	25.311	1'25.262	248,7	14:21'58.834
16	22.506	17.826	19.591	25.346	1'25.269	250,4	14:23'24.103
17	22.737	17.862	20.110	25.711	1'26.420	249,2	14:24'50.523
18	22.795	18.174	19.851	25.616	1'26.436	249,8	14:26'16.959
19	22.635	18.057	20.041	25.627	1'26.360	248,1	14:27'43.319
20	22.866	18.053	19.877	25.590	1'26.386	248,1	14:29'09.705
21	22.855	18.145	20.402	25.686	1'27.088	245,8	14:30'36.793
22	22.868	18.048	20.084	25.582	1'26.582	242,4	14:32'03.375

10°		45 J. GAGNE (1'24.671)					
Lap	Seg.1	Seg.2	Seg.3	Seg.4	Lap Time	km/h	Local Time
1			18.009	20.146	25.292	1'32.999	14:02'14.717
2	22.514	17.717	19.822	25.601	1'25.654	247,5	



GEICO U.S. Round, 22 - 24 June 2018 World Superbike - Chronological Analysis Race 1

WeatherTech Raceway 3.610 m

Start at 14:00'41.718

3 / 4

Lap	Seg.1	Seg.2	Seg.3	Seg.4	Lap Time	km/h	Local Time
3	22.197	17.620	19.554	25.308	1'24.679	249,8	14:05'05.050
4	22.244	17.585	19.508	25.334	1'24.671	250,4	14:06'29.721
5	22.385	17.681	19.460	25.256	1'24.782	247,5	14:07'54.503
6	22.451	17.629	19.478	25.193	1'24.751	246,9	14:09'19.254
7	22.243	17.669	19.723	25.515	1'25.150	248,1	14:10'44.404
8	22.456	17.769	19.583	25.302	1'25.110	245,8	14:12'09.514
9	23.862	17.943	19.693	25.550	1'27.048	245,8	14:13'36.562
10	22.551	17.827	19.610	25.487	1'25.475	244,7	14:15'02.037
11	22.512	17.681	19.606	25.518	1'25.317	244,7	14:16'27.354
12	22.497	17.862	19.849	25.506	1'25.714	246,4	14:17'53.068
13	22.531	17.815	19.638	25.655	1'25.639	244,7	14:19'18.707
14	22.420	17.696	19.740	25.524	1'25.380	245,2	14:20'44.087
15	22.547	17.793	19.684	25.433	1'25.457	245,2	14:22'09.544
16	22.676	17.806	19.756	25.582	1'25.820	243,6	14:23'35.364
17	22.579	17.767	19.877	25.617	1'25.840	244,7	14:25'01.204
18	22.661	17.953	19.800	25.741	1'26.155	243,0	14:26'27.359
19	22.815	17.940	20.076	25.846	1'26.677	237,6	14:27'54.036
20	22.733	17.897	20.167	25.863	1'26.660	244,1	14:29'20.696
21	22.727	17.919	20.027	25.835	1'26.508	244,1	14:30'47.204
22	22.926	18.013	19.846	25.846	1'26.631	239,7	14:32'13.835
23	22.842	18.015	19.876	25.802	1'26.535	239,2	14:33'40.370
24	23.031	18.053	19.987	25.971	1'27.042	239,7	14:35'07.412
25	23.066	18.069	20.057	26.269	1'27.461	239,2	14:36'34.873

13° 98 K. HANIKA (1'25.512)							
Lap	Seg.1	Seg.2	Seg.3	Seg.4	Lap Time	km/h	Local Time
1		18.074	20.063	25.624	1'33.884		14:02'15.602
2	22.691	17.807	20.543	25.779	1'26.820	240,8	14:03'42.422
3	22.746	17.817	19.727	25.350	1'25.640	234,5	14:05'08.062
4	22.633	17.827	19.654	25.461	1'25.575	238,1	14:06'33.637
5	22.590	17.726	19.646	25.550	1'25.512	237,1	14:07'59.149
6	22.549	17.793	19.766	25.495	1'25.603	243,0	14:09'24.752
7	22.712	17.816	19.853	25.637	1'26.018	241,9	14:10'50.770
8	22.686	17.833	19.774	25.535	1'25.828	237,1	14:12'16.598
9	22.727	17.939	19.818	25.646	1'26.130	240,3	14:13'42.728
10	22.700	17.796	19.699	25.575	1'25.770	238,7	14:15'08.498
11	22.751	17.912	19.830	25.565	1'26.058	239,2	14:16'34.556
12	22.726	17.878	20.051	25.633	1'26.288	241,9	14:18'00.844
13	22.727	17.795	19.886	25.608	1'26.016	240,8	14:19'26.860
14	22.702	17.849	19.838	25.714	1'26.103	238,1	14:20'52.963
15	22.908	17.868	19.911	25.673	1'26.360	232,9	14:22'19.323
16	22.811	17.907	19.869	25.670	1'26.257	237,1	14:23'45.580
17	22.724	17.908	19.888	25.840	1'26.360	235,0	14:25'11.940
18	22.868	17.893	19.950	25.825	1'26.536	232,9	14:26'38.476
19	22.764	17.954	20.010	25.815	1'26.543	236,0	14:28'05.019
20	22.908	18.025	20.162	25.970	1'27.065	232,9	14:29'32.084
21	23.018	18.004	20.148	25.785	1'26.955	236,0	14:30'59.039
22	22.990	17.981	20.012	25.940	1'26.923	234,5	14:32'25.962
23	22.844	18.050	20.005	25.902	1'26.801	237,1	14:33'52.763
24	22.980	18.198	20.046	26.101	1'27.325	240,3	14:35'20.088
25	23.162	18.135	20.046	26.126	1'27.469	229,9	14:36'47.557

11° 68 Y. HERNANDEZ (1'24.987)							
Lap	Seg.1	Seg.2	Seg.3	Seg.4	Lap Time	km/h	Local Time
1		18.005	20.166	25.656	1'33.560		14:02'15.278
2	22.521	17.656	19.736	25.349	1'25.262	249,8	14:03'40.540
3	22.497	17.604	19.576	25.310	1'24.987	240,8	14:05'05.527
4	22.458	17.851	19.815	25.780	1'25.904	247,5	14:06'31.431
5	22.642	17.729	19.713	25.380	1'25.464	247,5	14:07'56.895
6	22.363	17.743	19.781	25.530	1'25.417	243,6	14:09'22.312
7	22.486	17.759	19.679	25.620	1'25.544	246,4	14:10'47.856
8	22.525	17.805	19.672	25.519	1'25.521	247,5	14:12'13.377
9	22.480	17.833	19.667	25.682	1'25.662	246,4	14:13'39.039
10	22.633	17.889	19.662	25.579	1'25.763	245,2	14:15'04.802
11	22.623	17.872	19.863	25.611	1'25.969	246,9	14:16'30.771
12	22.742	18.011	19.882	25.622	1'26.257	247,5	14:17'57.028
13	22.802	18.054	19.812	25.726	1'26.394	246,4	14:19'23.422
14	22.673	18.006	19.813	25.729	1'26.221	243,6	14:20'49.643
15	22.798	18.005	19.815	25.759	1'26.377	243,6	14:22'16.020
16	22.731	18.019	20.083	25.795	1'26.628	245,2	14:23'42.648
17	22.868	18.020	19.861	25.778	1'26.527	243,6	14:25'09.175
18	22.768	17.959	19.938	25.809	1'26.474	240,3	14:26'35.649
19	22.703	18.022	20.000	25.659	1'26.384	240,3	14:28'02.033
20	22.727	18.055	19.899	25.790	1'26.471	241,9	14:29'28.504
21	22.713	18.059	20.006	25.838	1'26.616	244,1	14:30'55.120
22	22.791	18.106	20.040	25.902	1'26.839	241,9	14:32'21.959
23	22.662	18.106	19.911	25.900	1'26.579	241,9	14:33'48.538
24	22.839	18.081	19.858	25.753	1'26.531	243,6	14:35'15.069
25	22.799	18.063	19.970	25.859	1'26.691	241,4	14:36'41.760

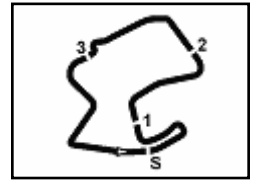
12° 40 R. RAMOS (1'25.273)							
Lap	Seg.1	Seg.2	Seg.3	Seg.4	Lap Time	km/h	Local Time
1		18.380	20.007	25.746	1'34.107		14:02'15.825
2	22.679	17.719	20.402	25.570	1'26.370	243,6	14:03'42.195
3	22.599	17.913	19.456	25.732	1'25.700	241,4	14:05'07.895
4	22.540	17.758	19.460	25.515	1'25.273	239,7	14:06'33.168
5	22.643	17.826	19.552	25.448	1'25.469	240,3	14:07'58.637
6	22.493	17.803	19.644	25.591	1'25.531	241,9	14:09'24.168
7	22.799	17.847	19.524	25.716	1'25.886	241,4	14:10'50.054
8	22.603	17.705	19.561	25.637	1'25.506	239,2	14:12'15.560
9	22.671	17.831	19.629	25.687	1'25.818	238,7	14:13'41.378
10	22.950	17.898	19.832	25.953	1'26.633	240,8	14:15'08.011

14° 32 L. SAVADORI (1'24.916)							
Lap	Seg.1	Seg.2	Seg.3	Seg.4	Lap Time	km/h	Local Time
1		17.594	19.273	25.119	1'30.046		14:02'11.764
2	22.034	17.418	19.571	40.892	1'39.915	254,6	14:03'51.679
3	23.182	17.805	19.635	25.387	1'26.009	236,5	14:05'17.688
4	22.211	17.517	39.974	28.289	1'47.991	245,2	14:07'05.679
5	22.546	17.598	19.631	25.504	1'25.279	237,6	14:08'30.958
6	22.324	17.620	19.745	25.405	1'25.094	244,7	14:09'56.052
7	22.368	17.630	19.643	25.443	1'25.084	241,9	14:11'21.136
8	22.383	17.634	19.434	25.465	1'24.916	241,4	14:12'46.052
9	22.729	17.649	19.587	25.507	1'25.472	245,2	14:14'11.524
10	22.372	17.702	19.445	25.442	1'24.961	245,8	14:15'36.485
11	22.531	17.602	19.549	25.561	1'25.243	244,7	14:17'01.728
12	22.415	17.610	19.857	25.580	1'25.462	244,7	14:18'27.190
13	22.328	17.647	19.531	25.593	1'25.099	246,4	14:19'52.289
14	22.389	17.731	19.580	25.497	1'25.197	243,0	14:21'17.486
15	22.564	17.631	19.575	25.456	1'25.226	241,9	14:22'42.712
16	22.493	17.665	19.573	25.513	1'25.244	243,0	14:24'07.956
17	22.492	17.733	19.559	25.531	1'25.315	243,0	14:25'33.271
18	22.473	17.685	19.663	25.507	1'25.328	245,2	14:26'58.599

23/06/2018 P = Pits In/Out - C = Lap Time Cancelled

These data/results cannot be reproduced, stored and/or transmitted in whole or in part by any manner of electronic, mechanical, photocopying, recording, broadcasting or otherwise now known or herein after developed without the previous express consent by the copyright owner, except for reproduction in daily press and regular printed publications on sale to the public within 60 days of the event related to those data/results and always provided that copyright symbol appears together as follows below.

© DORNA WSBK ORGANIZATION Srl 2018



GEICO U.S. Round, 22 - 24 June 2018 World Superbike - Chronological Analysis Race 1

WeatherTech Raceway 3.610 m

Start at 14:00'41.718

4 / 4

19	22.469	17.749	19.638	25.715	1'25.571	246,4	14:28'24.170	6	22.713	17.755	19.502	25.365	1'25.335	241,4	14:09'19.717
20	23.221	17.795	19.969	25.838	1'26.823	241,9	14:29'50.993	7	22.602	17.846	19.884	25.682	1'26.014	246,4	14:10'45.731
21	22.607	17.872	19.834	25.761	1'26.074	244,7	14:31'17.067	8	22.600	17.950	19.744	25.851	1'26.145	248,7	14:12'11.876
22	22.553	17.774	19.834	25.701	1'25.862	244,1	14:32'42.929	9	22.838	17.856	19.648	25.716	1'26.058	244,1	14:13'37.934
23	22.632	17.924	20.353	25.777	1'26.686	242,4	14:34'09.615	10	23.060	17.886	19.768	25.752	1'26.466	242,4	14:15'04.400
24	22.680	18.004	19.841	25.898	1'26.423	243,6	14:35'36.038	11	22.732	17.830	19.654	25.717	1'25.933	241,9	14:16'30.333
25	22.849	17.879	20.002	26.084	1'26.814	242,4	14:37'02.852	12	22.943	18.017	20.264	25.907	1'27.131	241,9	14:17'57.464
								13	22.786	17.974	19.765	25.813	1'26.338	244,1	14:19'23.802
								14	22.738	17.964	19.787	25.731	1'26.220	241,4	14:20'50.022
								15	22.818	17.945	19.744	25.869	1'26.376	243,0	14:22'16.398
								16	22.777	17.973	19.836	25.899	1'26.485	240,8	14:23'42.883
								17	22.978	18.012	19.848	25.848	1'26.686	243,0	14:25'09.569
								18	22.924	17.980	20.000	25.956	1'26.860	240,3	14:26'36.429

15° 76 L. BAZ (1'25.808)

Lap	Seg.1	Seg.2	Seg.3	Seg.4	Lap Time	km/h	Local Time
1		17.792	19.836	25.573	1'32.631		14:02'14.349
2	22.489	17.804	19.814	26.039	1'26.146	249,8	14:03'40.495
3	22.693	17.718	19.646	1'00.104	2'00.161	246,4	14:05'40.656
4	23.486	17.878	20.070	26.009	1'27.443	221,4	14:07'08.099
5	22.603	17.815	19.799	25.591	1'25.808	244,7	14:08'33.907
6	22.670	17.753	19.975	25.587	1'25.985	243,0	14:09'59.892
7	22.598	17.819	19.875	25.789	1'26.081	240,3	14:11'25.973
8	22.592	17.888	19.909	25.737	1'26.126	240,8	14:12'52.099
9	22.858	17.883	20.082	25.845	1'26.668	243,0	14:14'18.767
10	22.733	17.809	19.942	25.782	1'26.266	240,8	14:15'45.033
11	22.920	17.822	20.080	25.764	1'26.586	238,1	14:17'11.619
12	22.655	17.985	19.891	25.840	1'26.371	241,4	14:18'37.990
13	22.953	18.020	19.882	25.857	1'26.712	241,9	14:20'04.702
14	22.654	18.007	20.023	25.840	1'26.524	243,6	14:21'31.226
15	22.871	18.003	19.871	25.752	1'26.497	238,1	14:22'57.723
16	22.868	17.986	20.030	25.953	1'26.837	238,1	14:24'24.560
17	22.716	18.024	19.954	25.856	1'26.550	238,1	14:25'51.110
18	22.741	17.931	19.952	25.747	1'26.371	237,6	14:27'17.481
19	22.899	17.925	19.913	25.967	1'26.704	239,2	14:28'44.185
20	22.797	17.893	20.143	26.002	1'26.835	240,8	14:30'11.020
21	22.937	18.031	20.071	26.061	1'27.100	233,5	14:31'38.120
22	23.242	21.043	20.697	25.791	1'30.773	242,4	14:33'08.893
23	22.757	18.027	20.121	25.944	1'26.849	242,4	14:34'35.742
24	23.038	18.051	20.076	26.230	1'27.395	237,6	14:36'03.137

RET 2 L. CAMIER (1'24.776)

Lap	Seg.1	Seg.2	Seg.3	Seg.4	Lap Time	km/h	Local Time
1			17.692	19.872	25.378	1'31.652	14:02'13.370
2	22.892	17.915	19.623	25.422	1'25.852	247,5	14:03'39.222
3	22.434	17.569	19.656	25.255	1'24.914	250,4	14:05'04.136
4	22.352	17.642	19.650	25.273	1'24.917	251,0	14:06'29.053
5	22.249	17.581	19.575	25.371	1'24.776	248,7	14:07'53.829
6	22.294	17.662	19.477	25.381	1'24.814	247,5	14:09'18.643
7	22.523	17.745	19.545	25.360	1'25.173	250,4	14:10'43.816
8	22.286	17.768	19.585	25.344	1'24.983	248,1	14:12'08.799
9	22.325	17.635	19.557	25.389	1'24.906	248,7	14:13'33.705
10	22.440	17.767	19.564	25.461	1'25.232	246,9	14:14'58.937
11	22.478	17.618	19.582	25.368	1'25.046	246,4	14:16'23.983
12	22.312	17.643	19.671	25.593	1'25.219	248,1	14:17'49.202
13	22.416	17.766	19.694	25.468	1'25.344	245,2	14:19'14.546
14	22.463	17.681	19.660	25.521	1'25.325	246,4	14:20'39.871
15	22.426	17.721	19.464	25.356	1'24.967	248,7	14:22'04.838
16	22.354	17.709	19.669	25.528	1'25.260	246,9	14:23'30.098
17	22.396	17.726	19.607	25.616	1'25.345	245,2	14:24'55.443

RET 54 T. RAZGATLIOGLU (1'24.857)

Lap	Seg.1	Seg.2	Seg.3	Seg.4	Lap Time	km/h	Local Time
1		17.847	19.784	25.364	1'32.239		14:02'13.957
2	22.562	17.761	19.878	25.702	1'25.903	243,0	14:03'39.860
3	22.500	17.676	19.442	25.379	1'24.997	249,8	14:05'04.857
4	22.644	17.745	19.587	25.570	1'25.546	251,6	14:06'30.403
5	22.435	17.714	19.659	25.410	1'25.218	251,0	14:07'55.621
6	22.336	17.667	19.514	25.340	1'24.857	249,8	14:09'20.478
7	22.470	17.733	19.612	25.586	1'25.401	249,2	14:10'45.879
8	22.596	17.932	19.823	25.702	1'26.053	246,9	14:12'11.932
9	22.953	17.937	19.585	25.689	1'26.164	237,6	14:13'38.096
10	22.553	17.803	19.557	25.547	1'25.460	245,2	14:15'03.556
11	22.461	17.822	19.549	25.588	1'25.420	246,4	14:16'28.976
12	22.459	17.891	19.598	25.381	1'25.329	244,7	14:17'54.305
13	22.515	17.911	19.517	25.645	1'25.588	246,4	14:19'19.893
14	22.481	17.854	19.546	25.763	1'25.644	246,9	14:20'45.537
15	22.544	17.856	19.560	25.501	1'25.461	244,7	14:22'10.998
16	22.452	17.788	19.585	25.446	1'25.271	245,2	14:23'36.269
17	22.565	17.868	19.591	25.654	1'25.678	246,4	14:25'01.947
18	22.584	17.898	19.626	25.626	1'25.734	246,9	14:26'27.681
19	22.828	17.843	19.625	25.659	1'25.955	245,8	14:27'53.636

RET 99 P. JACOBSEN (1'25.609)

Lap	Seg.1	Seg.2	Seg.3	Seg.4	Lap Time	km/h	Local Time
1			18.144	20.088	25.368	1'33.420	14:02'15.138
2	22.943	17.800	19.587	25.298	1'25.628	251,0	14:03'40.766
3	22.970	17.785	19.501	25.593	1'25.849	240,3	14:05'06.615
4	22.723	17.782	19.754	25.510	1'25.769	246,4	14:06'32.384
5	22.725	17.765	19.676	25.443	1'25.609	246,4	14:07'57.993
6	22.739	17.870	19.710	25.650	1'25.969	241,4	14:09'23.962
7	23.250	17.887	19.686	25.657	1'26.480	241,9	14:10'50.442
8	22.732	17.922	19.578	25.447	1'25.679	241,4	14:12'16.121
9	22.866	18.755	20.022	25.616	1'27.259	243,6	14:13'43.380
10	22.921	18.033	19.623	25.792	1'26.369	239,2	14:15'09.749

RET 36 L. MERCADO (1'25.148)

Lap	Seg.1	Seg.2	Seg.3	Seg.4	Lap Time	km/h	Local Time
1			17.988	20.141	25.384	1'32.896	14:02'14.614
2	22.547	17.692	19.785	25.710	1'25.734	249,2	14:03'40.348
3	23.031	17.727	19.618	25.365	1'25.741	249,8	14:05'06.089
4	22.273	17.726	19.694	25.817	1'25.510	248,1	14:06'31.599
5	22.592	17.715	20.067	25.797	1'26.171	249,8	14:07'57.770
6	22.362	17.633	25.647	25.611	1'31.253	247,5	14:09'29.023
7	22.464	17.805	19.531	25.508	1'25.308	245,2	14:10'54.331
8	22.433	17.727	19.526	25.540	1'25.226	244,7	14:12'19.557
9	22.337	17.806	19.538	25.467	1'25.148	246,4	14:13'44.705
10	22.356	17.714	19.650	25.643	1'25.363	248,1	14:15'10.068

RET 57 J. HERRIN (1'24.841)

Lap	Seg.1	Seg.2	Seg.3	Seg.4	Lap Time	km/h	Local Time
1		17.942	19.811	25.216	1'32.428		14:02'14.146
2	22.489	17.876	19.567	25.504	1'25.436	248,7	14:03'39.582
3	22.252	17.610	19.499	25.520	1'24.881	248,7	14:05'04.463
4	22.236	17.598	19.529	25.478	1'24.841	249,2	14:06'29.304
5	22.418	17.638	19.579	25.443	1'25.078	247,5	14:07'54.382

23/06/2018 P = Pits In/Out - C = Lap Time Cancelled

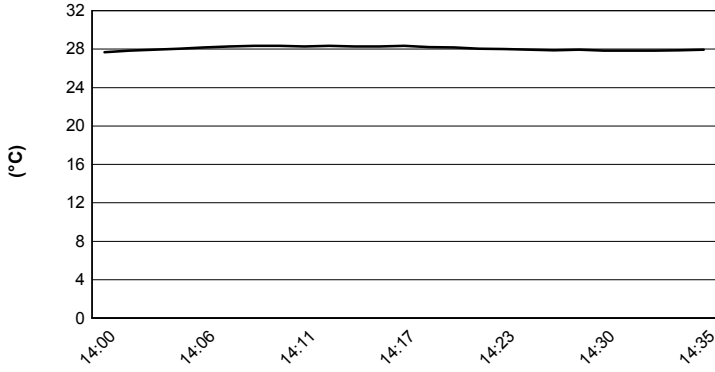
These data/results cannot be reproduced, stored and/or transmitted in whole or in part by any manner of electronic, mechanical, photocopying, recording, broadcasting or otherwise now known or herein after developed without the previous express consent by the copyright owner, except for reproduction in daily press and regular printed publications on sale to the public within 60 days of the event related to those data/results and always provided that copyright symbol appears together as follows below.

© DORNA WSBK ORGANIZATION Srl 2018

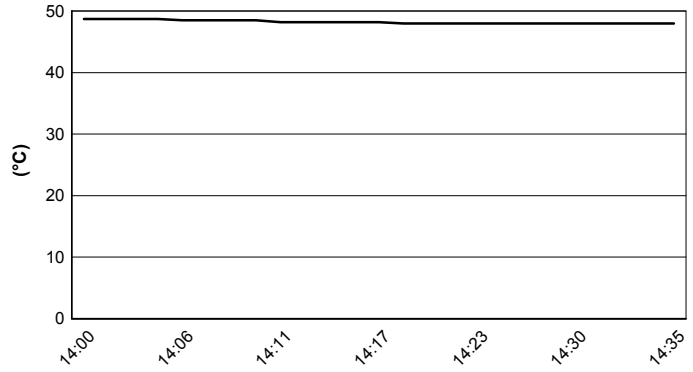
GEICO U.S. Round, 22 - 24 June 2018
World Superbike - Weather Report Race 1
Session started 14:01 - Session ended 14:37

WeatherTech Raceway 3.610 m

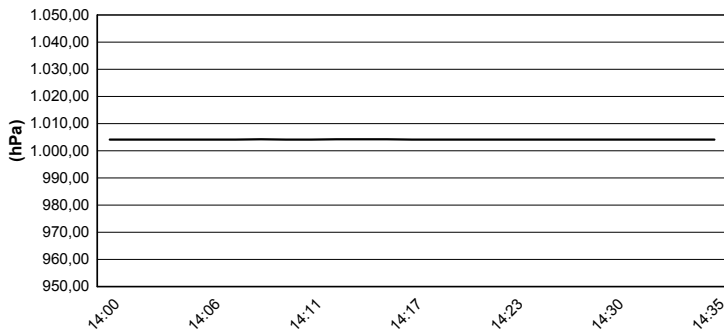
Air Temperature



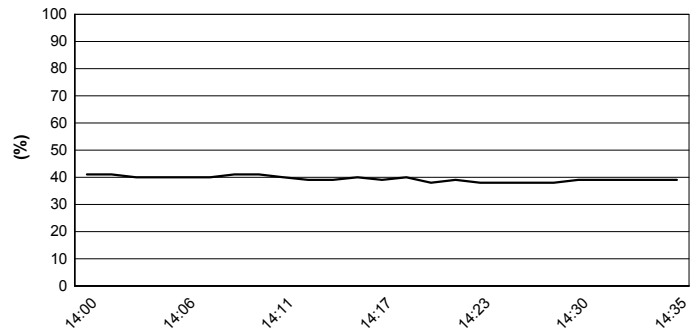
Track Temperature



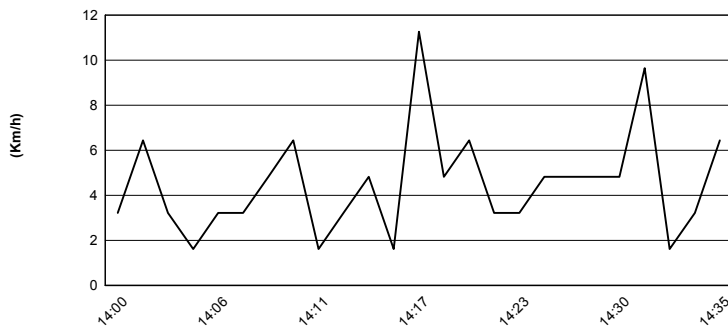
Air Pressure



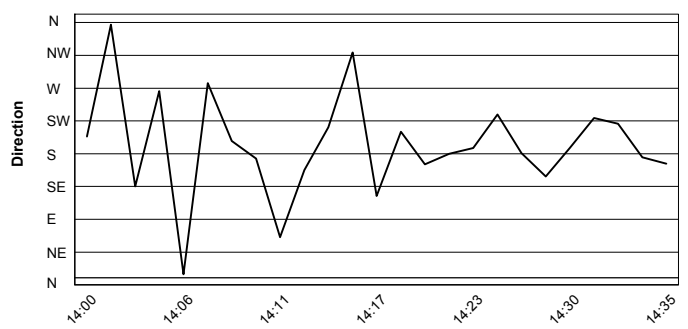
Humidity



Wind Speed



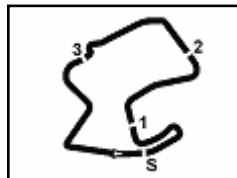
Wind Direction



23/06/2018

These data/results cannot be reproduced, stored and/or transmitted in whole or in part by any manner of electronic, mechanical, photocopying, recording, broadcasting or otherwise now known or herein after developed without the previous express consent by the copyright owner, except for reproduction in daily press and regular printed publications on sale to the public within 60 days of the event related to those data/results and always provided that copyright symbol appears together as follows below.

© DORNA WSBK ORGANIZATION Srl 2018



GEICO U.S. Round, 22 - 24 June 2018 World Superbike - Championship Standings

WeatherTech Raceway 3.610 m

1 / 2

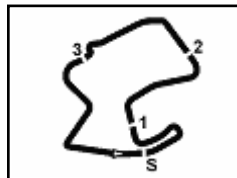
Points	Points From First	Points From Previous	February 25 PHILLIP ISLAND		March 25 BURIRAM		April 15 ARAGÓN		April 22 ASSEN		May 13 IMOLA		May 27 DONINGTON PARK		June 10 BRNO		June 24 LAGUNA SECA		July 8 MISANO		September 16 PORTIMÃO		September 30 MAGNY COURS		October 14 VILLICUM		October 27 LOSAIL		
			1	2	1	2	1	2	1	2	1	2	1	2	1	2	1	2	1	2	1	2	1	2	1	2	1	2	1
1	REA	295	11	20	25	13	25	20	25	20	25	25	20	16	25	25	25	16	20	25	25	16	20	25	25	20	16	25	25
	Jonathan (GBR)		5	3	2	1	1	1	1	1	1	1	1	1	1	1	1	1	1	1	1	1	1	1	1	1	1	1	1
2	DAVIES	225	16	70	16	25	20	25	16	11	13	20	8	11	8	16	20	20	20	20	20	20	20	20	20	20	20	20	20
	Chaz (GBR)		3	7	5	4	3	2	2	2	2	2	2	2	2	2	2	2	2	2	2	2	2	2	2	2	2	2	2
3	VAN DER MARK	204	7	91	9	20	11	11	20	16	10	25	25	13	20	8	20	20	20	20	20	20	20	20	20	20	20	20	20
	Michael (NED)		9	7	8	6	6	6	4	4	5	6	4	3	4	3	3	3	3	3	3	3	3	3	3	3	3	3	3
4	SYKES	188	20	107	10	13	10	10	13	25	20	16	16	10	16	9	16	16	16	16	16	16	16	16	16	16	16	16	16
	Tom (GBR)		2	2	4	7	7	7	6	5	4	3	3	3	3	4	4	4	4	4	4	4	4	4	4	4	4	4	4
5	LOWES	170	10	125	11	11	16	9	13	4	2	6	10	13	13	11	25	16	16	16	16	16	16	16	16	16	16	16	16
	Alex (GBR)		6	5	5	5	5	5	4	7	7	7	7	7	7	6	6	5	5	5	5	5	5	5	5	5	5	5	5
6	MELANDRI	168	25	127	25	8	9	13	16	10	9	16	5	20	1	11	11	11	11	11	11	11	11	11	11	11	11	11	11
	Marco (ITA)		1	1	1	2	2	3	3	3	3	4	5	5	5	5	6	6	6	6	6	6	6	6	6	6	6	6	6
7	FORES	144	13	151	16	20	11	16	11	13	11	13	6	2	8	10	10	10	10	10	10	10	10	10	10	10	10	10	10
	Xavi (ESP)		4	4	3	3	4	4	4	6	6	5	6	6	7	7	7	7	7	7	7	7	7	7	7	7	7	7	7
8	RAZGATLIOGLU	91	3	204	6	1	8	7	7	6	7	5	8	20	6	7	7	7	7	7	7	7	7	7	7	7	7	7	7
	Toprak (TUR)		13	11	13	10	10	9	9	8	8	8	9	8	8	8	8	8	8	8	8	8	8	8	8	8	8	8	8
9	SAVADORI	75	4	220	7	1	6	1	6	8	11	9	9	11	2	2	2	2	2	2	2	2	2	2	2	2	2	2	2
	Lorenzo (ITA)		16	15	16	13	14	13	12	13	12	12	12	12	9	9	9	9	9	9	9	9	9	9	9	9	9	9	9
10	LAVERTY	73	8	222	1	7	10	11	12	16	17	17	4	7	10	10	13	13	13	13	13	13	13	13	13	13	13	13	13
	Eugene (IRL)		8	11	10	11	12	16	17	17	16	16	14	15	13	13	10	10	10	10	10	10	10	10	10	10	10	10	10
11	BAZ	73	5	222	0	4	5	1	9	8	3	5	9	6	5	1	1	1	1	1	1	1	1	1	1	1	1	1	1
	Loris (FRA)		11	9	9	9	9	10	10	9	9	9	8	9	9	10	10	10	10	10	10	10	10	10	10	10	10	10	10
12	CAMIER	72	9	223	1	10	13	10	8	8	8	10	10	11	6	8	7	9	9	9	9	9	9	9	9	9	9	9	9
	Leon (GBR)		7	6	5	8	8	8	8	10	10	11	11	11	11	10	12	12	12	12	12	12	12	12	12	12	12	12	12
13	TORRES	71	8	224	1	6	13	12	8	7	10	2	11	5	7	7	7	7	7	7	7	7	7	7	7	7	7	7	7
	Jordi (ESP)		13	11	12	13	12	11	11	11	11	9	10	10	10	12	13	13	13	13	13	13	13	13	13	13	13	13	13
14	RINALDI	54	8	241	17	9	9	17	14	15	15	4	9	9	4	1	10	10	10	10	10	10	10	10	10	10	10	10	10
	Michael Ruben (ITA)		17	14	15	15	15	15	13	12	13	13	13	13	14	14	14	14	14	14	14	14	14	14	14	14	14	14	14
15	RAMOS	45	2	250	9	5	2	3	6	5	5	4	16	16	3	6	4	4	4	4	4	4	4	4	4	4	4	4	4
	Román (ESP)		14	14	14	14	11	11	12	12	14	14	16	16	16	16	15	15	15	15	15	15	15	15	15	15	15	15	15
16	MERCADO	42	6	253	3	4	3	14	3	8	1	6	3	4	4	16	16	16	16	16	16	16	16	16	16	16	16	16	16
	Leandro (ARG)		10	10	12	13	14	16	13	14	15	15	15	14	15	15	15	15	15	15	15	15	15	15	15	15	15	15	15
17	GAGNE	30	4	265	12	3	2	4	4	15	16	17	17	18	17	3	4	6	6	6	6	6	6	6	6	6	6	6	6
	Jake (USA)		12	14	15	16	14	14	15	16	17	17	18	17	17	17	17	17	17	17	17	17	17	17	17	17	17	17	17
18	HERNANDEZ	23	5	272	7	2	19	19	1	3	20	19	20	20	5	2	5	5	5	5	5	5	5	5	5	5	5	5	5
	Yonny (COL)		18	19	19	19	19	20	20	19	20	19	20	20	19	19	18	18	18	18	18	18	18	18	18	18	18	18	18
19	JACOBSEN	21	2	274	2	6	2	2	3	18	18	18	17	18	3	19	19	19	19	19	19	19	19	19	19	19	19	19	19
	PJ (USA)		16	17	17	17	18	18	18	18	18	17	18	18	18	18	18	18	18	18	18	18	18	18	18	18	18	18	18
20	HASLAM	14	7	281	7	7	21	21	7	7	21	21	19	19	20	20	20	20	20	20	20	20	20	20	20	20	20	20	20
	Leon (GBR)		21	21	21	21	21	21	21	21	21	21	19	19	20	20	20	20	20	20	20	20	20	20	20	20	20	20	20
21	GIUGLIANO	11	3	284	3	20	20	3	5	19	19	19	20	20	21	21	21	21	21	21	21	21	21	21	21	21	21	21	21
	Davide (ITA)		20	20	20	20	20	19	19	19	19	20	20	20	21	21	21	21	21	21	21	21	21	21	21	21	21	21	21
22	HANIKA	3	3	292	8	22	22	3	22	22	22	22	22	22	22	22	22	22	22	22	22	22	22	22	22	22	22	22	22
	Karel (CZE)		22	22	22	22	22	22	22	22	22	22	22	22	22	22	22	22	22	22	22	22	22	22	22	22	22	22	22
23	RAY	3	3	292	0	22	22	2	1	22	22	22	22	22	22	22	22	22	22	22	22	22	22	22	22	22	22	22	22
	Bradley (GBR)		22	22	22	22	22	22	22	22	22	22	22	22	22	22	22	22	22	22	22	22	22	22	22	22	22	22	22
24	MOSSEY	2	2	293	1	23	23	2	23	23	23	23	23	23	23	23	23	23	23	23	23	23	23	23	23	23	23	23	23
	Luke (GBR)		23	23	23	23	23	23	23	23	23	23	23	23	23	23	23	23	23	23	23	23	23	23	23	23	23	23	23
25	JEZEK	2	2	293	0	1	15	17	18	19	21	21	21	21	22	22	22	22	22	22	22	22	22	22	22	22	22	22	22
	Ondrej (CZE)		15	17	18	19	21	21	21	21	22	22	22	22	22	22	22	22	22	22	22	22	22	22	22	22	22	22	22

23/06/2018 First Line: Championship Standings - Second Line: Ranking Progression

These data/results cannot be reproduced, stored and/or transmitted in whole or in part by any manner of electronic, mechanical, photocopying, recording, broadcasting or otherwise now known or herein after developed without the previous express consent by the copyright owner, except for reproduction in daily press and regular printed publications on sale to the public within 60 days of the event related to those data/results and always provided that copyright symbol appears together as follows below.

© DORNA WSBK ORGANIZATION Srl 2018





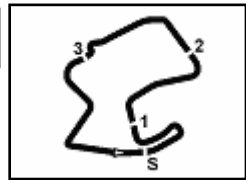
GEICO U.S. Round, 22 - 24 June 2018 World Superbike - Championship Standings

Points	Points From First	Points From Previous	Independent Riders														
			February 25 PHILLIP ISLAND	March 25 BURIRAM	April 15 ARAGÓN	April 22 ASSEN	May 13 IMOLA	May 27 DONINGTON PARK	June 10 BRNO	June 24 LAGUNA SECA	July 8 MISANO	September 16 PORTIMÃO	September 30 MAGNY COURS	October 14 VILLICUM	October 27 LOSAIL		
1 FORES Xavi (ESP)	144		13 16	20 11	16	11 13	11 13		2 8	10							
			1 1	1 1	1 1	1 1	1 1	1 1	1 1	1 1							
2 RAZGATLIOGLU Toprak (TUR)	91 53		3 6	1 8	7 7	6 7	5 8		20	6 7							
			3 3	3 2	2 2	2 2	2 2	2 2	2 2	2 2							
3 RINALDI Michael Ruben (ITA)	54 90 37				8 9	4	9 9	4	1 10								
					5 4	5 5	3 3	3 3	3 3	3							
4 RAMOS Román (ESP)	45 99 9		2 5	2 3	6 5	5	4		3 6	4							
			4 4	4 4	3 3	3 3	4 4	5 5	5 5	4							
5 MERCADO Leandro (ARG)	42 102 3		6 4	3	3 8	1 6	3 4	4	4								
			2 2	2 3	4 5	4 4	5 5	4 4	4 4	5							
6 HERNANDEZ Yonny (COL)	23 121 19			5	2	1	3		5 2	5							
				6	7 7	7 7	7 7	8 8	7 7	6							
7 JACOBSEN PJ (USA)	21 123 2		2	6	2	2 3	2	1	3								
			5	5 5	5 6	6 6	6 6	6 6	6 6	7							
8 HASLAM Leon (GBR)	14 130 7					7	7										
						8 8	7 7	8 8	8 8								
9 HANIKA Karel (CZE)	3 141 11									3							
										9							
10 RAY Bradley (GBR)	3 141 0							2 1									
								9 9	9 9	9							
11 MOSSEY Luke (GBR)	2 142 1							2									
								10	10 10	11							
12 JEZEK Ondrej (CZE)	2 142 0		1				1										
			5 6	6 7	8 8	8 8	9 9	9 10	10 10	11							

23/06/2018 First Line: Championship Standings - Second Line: Ranking Progression

These data/results cannot be reproduced, stored and/or transmitted in whole or in part by any manner of electronic, mechanical, photocopying, recording, broadcasting or otherwise now known or herein after developed without the previous express consent by the copyright owner, except for reproduction in daily press and regular printed publications on sale to the public within 60 days of the event related to those data/results and always provided that copyright symbol appears together as follows below.

© DORNA WSBK ORGANIZATION Srl 2018



GEICO U.S. Round, 22 - 24 June 2018
World Superbike - Manufacturers Standings

WeatherTech Raceway 3.610 m

Points	Points From First	Points From Previous	February 25 PHILLIP ISLAND		March 25 BURIRAM		April 15 ARAGÓN		April 22 ASSEN		May 13 IMOLA		May 27 DONINGTON PARK		June 10 BRNO		June 24 LAGUNA SECA		July 8 MISANO		September 16 PORTIMÃO		September 30 MAGNY COURS		October 14 VILLICUM		October 27 LOSAIL		
			1	2	1	2	1	2	1	2	1	2	1	2	1	2	1	2	1	2	1	2	1	2	1	2	1	2	1
1	KAWASAKI	320	20	20	25	13	25	20	25	25	25	25	20	20	25	7	25												
2	DUCATI	280	40	25	25	20	25	20	25	16	13	16	20	8	11	20	16	20											
3	YAMAHA	236	84	44	10	11	11	20	11	13	20	16	10	10	25	25	13	25	16										
4	APRILIA	112	208	124	8	1	7	7	3	6	3	6	8	7	11	9	10	13	13										
5	HONDA	93	227	19	9	10	13	10	4	4	2	3		2	6	8	7	9	6										
6	BMW	73	247	20	5	7	5	4	5	1	9	8	3	5	9	6	5	1											
7	MV AGUSTA	71	249	2	8		6		8	7	10	2	11	5	7		7	7	7										
8	SUZUKI	3	317	68										2	1	8	8	8											

23/06/2018

First Line: Championship Standings - Second Line: Ranking Progression

These data/results cannot be reproduced, stored and/or transmitted in whole or in part by any manner of electronic, mechanical, photocopying, recording, broadcasting or otherwise now known or herein after developed without the previous express consent by the copyright owner, except for reproduction in daily press and regular printed publications on sale to the public within 60 days of the event related to those data/results and always provided that copyright symbol appears together as follows below.

© DORNA WSBK ORGANIZATION Srl 2018

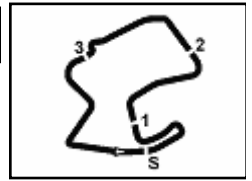
PIRELLI PERUGIA TIMING



Official Tyre Supplier



Official Timekeeper



GEICO U.S. Round, 22 - 24 June 2018
World Superbike - Pirelli Best Lap Award

WeatherTech Raceway 3.610 m

Points	Points From First	Points From Previous	Fastest Laps															
			February 25 PHILLIP ISLAND	March 25 BURIRAM	April 15 ARAGÓN	April 22 ASSEN	May 13 IMOLA	May 27 DONINGTON PARK	June 10 BRNO	June 24 LAGUNA SECA	July 8 MISANO	September 16 PORTIMÃO	September 30 MAGNY COURS	October 14 VILLICUM	October 27 LOSAIL			
1 REA Jonathan (GBR)	6		1				1	1	1	1	1							
2 MELANDRI Marco (ITA)	4 2		1		1 1						1							
3 DAVIES Chaz (GBR)	2 4 2			1								1						
4 SYKES Tom (GBR)	2 4 0	1				1												
5 VAN DER MARK Michael (NED)	1 5 1					1												

23/06/2018

These data/results cannot be reproduced, stored and/or transmitted in whole or in part by any manner of electronic, mechanical, photocopying, recording, broadcasting or otherwise now known or herein after developed without the previous express consent by the copyright owner, except for reproduction in daily press and regular printed publications on sale to the public within 60 days of the event related to those data/results and always provided that copyright symbol appears together as follows below.

© DORNA WSBK ORGANIZATION Srl 2018

FIKR PERUGIA TIMING



Official Tyre Supplier



Official Timekeeper



GEICO U.S. Round, 22 - 24 June 2018 World Superbike - Best Laps & Speeds

WeatherTech Raceway 3.610 m

No.	Rider Bike	Nat	Best Lap		FP1		FP2		FP3		FP4		SP1		SP2		RC1	
			LL	SPD	LL	SPD	LL	SPD	LL	SPD	LL	SPD	LL	SPD	LL	SPD	LL	SPD
1	7 C. DAVIES Ducati Panigale R	GBR	1'22.282 94 253,9		1'24.056 17 252,7	1'23.894 17 253,9	1'23.635 15 253,3	1'23.032 13 253,3					1'22.282 7 253,3	1'23.041 25 252,1				
2	66 T. SYKES Kawasaki ZX-10RR	GBR	1'22.297 104 252,7		1'23.903 20 252,1	1'23.502 22 252,7	1'23.622 17 252,1	1'23.462 13 250,9					1'22.297 7 252,1	1'23.731 25 251,5				
3	1 J. REA Kawasaki ZX-10RR	GBR	1'22.359 90 253,9		1'23.393 15 251,5	1'23.104 20 253,3	1'23.174 10 253,9	1'23.169 13 251,5					1'22.359 7 252,7	1'23.248 25 253,9				
4	50 E. LAVERTY Aprilia RSV4 RF	IRL	1'22.636 98 255,1		1'23.844 19 252,7	1'23.893 18 253,3	1'23.586 18 252,1	1'23.990 10 251,5					1'22.636 8 253,3	1'24.017 25 255,1				
5	22 A. LOWES Yamaha YZF R1	GBR	1'22.729 104 254,5		1'23.979 18 249,8	1'23.837 22 252,7	1'23.687 20 252,7	1'23.675 12 249,8					1'22.729 7 252,7	1'23.561 25 254,5				
6	32 L. SAVADORI Aprilia RSV4 RF	ITA	1'22.919 100 254,5		1'24.844 18 244,1	1'24.057 20 251,5	1'23.510 17 249,8	1'24.306 13 249,2					1'22.919 7 249,2	1'24.916 25 254,5				
7	2 L. CAMIER Honda CBR1000RR	GBR	1'23.088 91 250,9		1'24.379 19 245,7	1'24.312 20 248,6	1'23.769 19 249,8	1'24.133 8 249,2					1'23.088 8 250,4	1'24.776 17 250,9				
8	12 X. FORES Ducati Panigale R	ESP	1'23.244 98 250,9		1'24.484 16 246,9	1'24.033 21 249,8	1'24.047 20 248,6	1'24.372 9 249,8					1'23.244 7 250,9	1'24.097 25 248,0				
9	60 M. VAN DER MARK Yamaha YZF R1	NED	1'23.253 110 251,5		1'24.106 18 249,8	1'24.478 21 250,4	1'24.714 16 245,2	1'24.226 14 248,0	1'23.649 8 246,9				1'23.253 8 249,2	1'24.443 25 251,5				
10	33 M. MELANDRI Ducati Panigale R	ITA	1'23.302 93 255,1		1'23.489 19 252,7	1'23.729 17 252,1	1'23.458 14 252,1	1'23.471 12 252,1					1'23.302 6 252,7	1'24.126 25 255,1				
11	81 J. TORRES MV Agusta 1000 F4	ESP	1'23.321 107 251,5		1'24.415 20 248,0	1'23.869 22 250,4	1'23.949 20 250,4	1'24.018 12 249,8					1'23.321 8 250,9	1'24.795 25 251,5				
12	76 L. BAZ BMW S 1000 RR	FRA	1'23.735 98 249,8		1'25.040 19 246,3	1'24.175 17 248,6	1'24.528 20 245,7	1'24.983 12 246,3	1'23.735 6 246,3					1'25.808 24 249,8				
13	54 T. RAZGATLIOGLU Kawasaki ZX-10RR	TUR	1'23.776 101 251,5		1'25.170 23 244,6	1'24.581 20 251,5	1'24.177 17 249,2	1'24.308 14 251,5	1'23.776 8 248,0					1'24.857 19 251,5				
14	57 J. HERRIN Yamaha YZF R1	USA	1'23.975 85 251,5		1'24.456 16 250,4	1'24.802 21 248,0	1'24.264 15 248,0	1'23.975 8 251,5	1'24.182 7 248,6					1'24.841 18 249,2				
15	36 L. MERCADO Kawasaki ZX-10RR	ARG	1'24.105 86 250,9		1'25.111 17 248,6	1'24.500 22 250,9	1'24.375 19 249,8	1'24.493 10 249,2	1'24.105 8 250,4					1'25.148 10 249,8				
16	45 J. GAGNE Honda CBR1000RR	USA	1'24.221 98 250,9		1'24.564 19 246,3	1'24.592 17 248,0	1'24.221 18 247,5	1'24.321 11 250,9	1'24.291 8 247,5					1'24.671 25 250,4				
17	68 Y. HERNANDEZ Kawasaki ZX-10RR	COL	1'24.382 99 249,8		1'25.537 17 247,5	1'25.187 23 248,6	1'25.567 15 247,5	1'24.767 11 248,6	1'24.382 8 248,6					1'24.987 25 249,8				
18	40 R. RAMOS Kawasaki ZX-10RR	ESP	1'24.631 77 244,6		1'24.651 20 241,9	1'24.916 14 244,6		1'24.631 12 242,4	1'24.836 6 244,6					1'25.273 25 243,5				
19	98 K. HANIKA Yamaha YZF R1	CZE	1'24.746 101 243,0		1'26.585 17 233,9	1'25.424 21 238,6	1'25.084 18 239,2	1'25.140 12 241,3	1'24.746 8 240,2					1'25.512 25 243,0				
20	99 P. JACOBSEN Honda CBR1000RR	USA	1'24.802 91 250,9		1'26.320 21 245,7	1'24.974 21 249,8	1'25.124 17 245,7	1'25.102 14 247,5	1'24.802 8 245,2					1'25.609 10 250,9				

23/06/2018

These data/results cannot be reproduced, stored and/or transmitted in whole or in part by any manner of electronic, mechanical, photocopying, recording, broadcasting or otherwise now known or herein after developed without the previous express consent by the copyright owner, except for reproduction in daily press and regular printed publications on sale to the public within 60 days of the event related to those data/results and always provided that copyright symbol appears together as follows below.

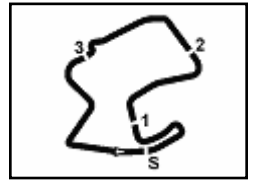
© DORNA WSBK ORGANIZATION Srl 2018

PIRELLI PERUGIA TIMING


Official Tyre Supplier



Official Timekeeper



GEICO U.S. Round, 22 - 24 June 2018
World Superbike - Provisional Starting Grid - Race 2
25 Laps x 3,610 km = 90,250 km

WeatherTech Raceway 3.610 m

3	12 FORES X. Ducati	2	33 MELANDRI M. Ducati	1	50 LAVERTY E. Aprilia	1
6	81 TORRES J. MV Agusta	5	60 VAN DER MARK M. Yamaha	4	66 SYKES T. Kawasaki	2
9	1 REA J. Kawasaki	8	7 DAVIES C. Ducati	7	22 LOWES A. Yamaha	3
12	76 BAZ L. BMW	11	2 CAMIER L. Honda	10	32 SAVADORI L. Aprilia	4
15	57 HERRIN J. Yamaha	14	36 MERCADO L. Kawasaki	13	54 RAZGATLIOGLU T. Kawasaki	5
18	98 HANIKA K. Yamaha	17	68 HERNANDEZ Y. Kawasaki	16	45 GAGNE J. Honda	6
		20	40 RAMOS R. Kawasaki	19	99 JACOBSEN P. Honda	7

23/06/2018 Jury President

These data/results cannot be reproduced, stored and/or transmitted in whole or in part by any manner of electronic, mechanical, photocopying, recording, broadcasting or otherwise now known or herein after developed without the previous express consent by the copyright owner, except for reproduction in daily press and regular printed publications on sale to the public within 60 days of the event related to those data/results and always provided that copyright symbol appears together as follows below.

© DORNA WSBK ORGANIZATION Srl 2018

FKR PERUGIA TIMING



Official Tyre Supplier



Official Timekeeper