

GEICO U.S. Round, 22 - 24 June 2018

World Superbike - Results Race 2

Laps 25 = 90,250 Km - Time of Race 35'09.683 - Avg. 154,004 km/h

WeatherTech Raceway 3.610 m

1 / 2

Pos	Race	Grid	No. Rider	Nat	Team	Bike	Class	LL	Gap	Fastest Lap	Speed	Qualifying		Ranking			
												Time	Speed	R1	R2	Tot	Pos
1	3	1	J. REA	GBR	Kawasaki Racing Team WorldSBK	Kawasaki ZX-10RR		25		1'23.480	254,0	1'22.359	252,8	25	25	320	1
2	1	7	C. DAVIES	GBR	Aruba.it Racing - Ducati	Ducati Panigale R		25	5.099	1'23.625	257,0	1'22.282	253,4	20	20	245	2
3	4	50	E. LAVERTY	IRL	Milwaukee Aprilia	Aprilia RSV4 RF		25	6.711	1'23.660	252,8	1'22.636	253,4	13	16	89	9
4	5	22	A. LOWES	GBR	Pata Yamaha Official WorldSBK Team	Yamaha YZF R1		25	8.011	1'23.720	254,0	1'22.729	252,8	16	13	183	5
5	9	60	M. VAN DER MARK	NED	Pata Yamaha Official WorldSBK Team	Yamaha YZF R1		25	9.746	1'23.748	251,0	1'23.253	249,2	8	11	215	3
6	8	12	X. FORES	ESP	Barni Racing Team	Ducati Panigale R	IND	25	14.791	1'24.167	250,4	1'23.244	251,0	10	10	154	7
7	11	81	J. TORRES	ESP	MV Agusta Reparto Corse	MV Agusta 1000 F4		25	16.711	1'24.180	252,8	1'23.321	251,0	7	9	80	10
8	2	66	T. SYKES	GBR	Kawasaki Racing Team WorldSBK	Kawasaki ZX-10RR		25	17.284	1'24.337	255,8	1'22.297	252,2	9	8	196	4
9	16	45	J. GAGNE	USA	Red Bull Honda World Superbike Team	Honda CBR1000RR		25	35.421	1'24.447	254,6	1'24.291	247,5	6	7	37	17
10	12	76	L. BAZ	FRA	GULF ALTHEA BMW Racing Team	BMW S 1000 RR		25	39.802	1'25.291	252,8		246,4	1	6	79	11
11	14	36	L. MERCADO	ARG	Orelac Racing VerdNatura	Kawasaki ZX-10RR	IND	25	42.946	1'25.120	252,2	1'24.105	250,4		5	47	16
12	20	40	R. RAMOS	ESP	Team GoEleven Kawasaki	Kawasaki ZX-10RR	IND	25	43.437	1'25.385	247,5	1'24.836	244,7	4	4	49	15
13	7	2	L. CAMIER	GBR	Red Bull Honda World Superbike Team	Honda CBR1000RR		25	44.563	1'24.671	249,8	1'23.088	250,4		3	75	12
14	18	98	K. HANIKA	CZE	Guandalini Racing	Yamaha YZF R1	IND	25	47.257	1'25.317	245,8	1'24.746	240,3	3	2	5	22
15	17	68	Y. HERNANDEZ	COL	Team Pedercini Racing	Kawasaki ZX-10RR	IND	25	53.415	1'25.121	254,0	1'24.382	248,7	5	1	24	18
16	15	57	J. HERRIN	USA	Attack 2Wheel Legal Yamaha	Yamaha YZF R1	IND	25	58.107	1'24.683	251,0	1'24.182	248,7				
-----Not Classified-----																	
RET	19	99	P. JACOBSEN	USA	TripleM Honda World Superbike Team	Honda CBR1000RR	IND	16	9 Laps	1'25.175	250,4	1'24.802	245,2			21	19
RET	6	32	L. SAVADORI	ITA	Milwaukee Aprilia	Aprilia RSV4 RF		6	19 Laps	1'24.372	252,2	1'22.919	249,2	2		75	13
RET	10	33	M. MELANDRI	ITA	Aruba.it Racing - Ducati	Ducati Panigale R		3	22 Laps	1'23.760	255,8	1'23.302	252,8	11		168	6

AIR	Humidity:	66%	Temp:	20°C
TRACK	Condition:	Dry	Temp:	41°C

Records	Pole (SP2)	2014	T.Sykes	1'21.811	158,85 Km/h
	Race (RC1)	2018	C.Davies	1'23.041	156,50 Km/h
	Circuit (SP2)	2014	T.Sykes	1'21.811	158,85 Km/h
Race Fastest Lap		Lap 5	J.Rea	1'23.480	155,68 Km/h

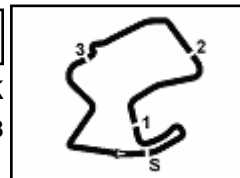
LAP LEADERS				
No. Rider	From	To	Laps	Total
50 E. LAVERTY	1	7	7	7
1 J. REA	8	25	18	18

TOTAL LEADER LAPS				
No. Rider	Laps	No. Rider	Laps	No. Rider
1 J. REA	142	50 E. LAVERTY	9	
66 T. SYKES	50	21 M. RINALDI	2	
7 C. DAVIES	40	25 D. FALZON	1	
22 A. LOWES	34	32 L. SAVADORI	1	
60 M. VAN DER MARK	25	99 P. JACOBSEN	1	
12 X. FORES	15			
33 M. MELANDRI	9			

Start 14:00 End 14:36 The results are provisional until the end of the time limit for protests and appeals and the completion of the technical checks.

24/06/2018 14:00 14:36 These data/results cannot be reproduced, stored and/or transmitted in whole or in part by any manner of electronic, mechanical, photocopying, recording, broadcasting or otherwise now known or herein after developed without the previous express consent by the copyright owner, except for reproduction in daily press and regular printed publications on sale to the public within 60 days of the event related to those data/results and always provided that copyright symbol appears together as follows below.

© DORNA WSBK ORGANIZATION Srl 2018



GEICO U.S. Round, 22 - 24 June 2018
World Superbike - Results Race 2

Race Highlights

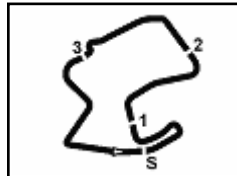
Time	No. Rider	Description
13.58.12		Warm-up Lap Start
14.00.41		Start
14.02.09		No Jump Start
14.02.20	68 Hernandez	On the Gravel - Re-Joined - Turn 2
14.03.46	2 Camier	Crashed - Turn 2
14.03.56	2 Camier	Re-joined
14.05.31	33 Melandri	Crashed - Turn 5
14.05.58	33 Melandri	Out
14.10.28	32 Savadori	Crashed - Turn 8
14.11.00	32 Savadori	Out
14.24.42	99 Jacobsen	Crashed - Turn 8
14.25.39	99 Jacobsen	Out
14.30.48	45 Gagne	On the Gravel - Re-Joined - Turn 2
14.36.38		End Of Session

Start End The results are provisional until the end of the time limit for protests and appeals
24/06/2018 14:00 14:36 and the completion of the technical checks.

These data/results cannot be reproduced, stored and/or transmitted in whole or in part by any manner of electronic, mechanical, photocopying, recording, broadcasting or otherwise now known or herein after developed without the previous express consent by the copyright owner, except for reproduction in daily press and regular printed publications on sale to the public within 60 days of the event related to those data/results and always provided that copyright symbol appears together as follows below.

© DORNA WSBK ORGANIZATION Srl 2018





WeatherTech Raceway 3.610 m

1 / 3

GEICO U.S. Round, 22 - 24 June 2018
World Superbike - Lap Chart Race 2

		Lap																								
	1	2	3	4	5	6	7	8	9	10	11	12	13	14	15	16	17	18	19	20	21	22	23	24	25	
1	50	50	50	50	50	50	50	1	1	1	1	1	1	1	1	1	1	1	1	1	1	1	1	1	1	
2	60	60	60	1	1	1	1	50	50	50	50	50	50	50	50	50	7	7	7	7	7	7	7	7	7	
3	33	1	1	60	60	60	60	60	60	7	7	7	7	7	7	7	50	50	50	50	50	50	50	50	50	
4	12	33	33	7	7	7	7	7	7	60	60	60	60	60	60	60	60	60	60	60	60	60	22	22	22	
5	1	7	7	22	22	22	22	22	22	22	22	22	22	22	22	22	22	22	22	22	22	22	60	60	60	
6	66	12	22	12	12	12	12	12	12	12	12	12	12	12	12	12	12	12	12	12	12	12	12	12	12	
7	22	22	12	81	81	81	81	81	81	81	81	81	81	81	81	81	81	81	81	81	81	81	81	81	81	
8	7	81	81	66	66	66	66	66	66	66	66	66	66	66	66	66	66	66	66	66	66	66	66	66	66	
9	81	66	66	32	32	32	45	45	45	45	45	45	45	45	45	45	45	45	45	45	45	45	45	45	45	
10	32	2	32	45	45	45	57	57	57	57	57	57	57	57	57	57	57	57	57	76	76	76	76	76	76	
11	2	32	45	57	57	57	36	36	36	36	36	36	36	36	36	76	76	76	76	76	76	36	36	36	36	
12	36	45	57	99	99	99	36	99	99	99	76	76	76	76	76	36	36	36	36	36	36	57	40	40	40	
13	45	57	99	36	36	99	98	98	98	76	99	99	40	40	40	98	98	98	98	98	98	57	98	98	2	
14	76	99	98	98	98	76	76	98	40	40	98	98	98	40	40	40	40	40	40	40	98	2	2	98	98	
15	57	36	36	76	76	76	40	40	40	98	98	99	99	99	99	2	2	2	2	2	2	57	57	68	68	
16	99	98	76	40	40	40	68	68	68	68	68	68	68	68	68	2	68	68	68	68	68	68	68	57	57	
17	98	40	40	68	68	68	2	2	2	2	2	2	2	2	2	68										
18	68	76	68	2	2	2																				
19	40	68	2																							

Final Result		
1	1 J. REA	Laps 25
2	7 C. DAVIES	5.099
3	50 E. LAVERTY	6.711
4	22 A. LOWES	8.011
5	60 M. VAN DER MARK	9.746
6	12 X. FORES	14.791
7	81 J. TORRES	16.711
8	66 T. SYKES	17.284
9	45 J. GAGNE	35.421
10	76 L. BAZ	39.802
11	36 L. MERCADO	42.946
12	40 R. RAMOS	43.437
13	2 L. CAMIER	44.563
14	98 K. HANIKA	47.257
15	68 Y. HERNANDEZ	53.415
16	57 J. HERRIN	58.107
RET	99 P. JACOBSEN	9 Laps
RET	32 L. SAVADORI	19 Laps
RET	33 M. MELANDRI	22 Laps

24/06/2018

These data/results cannot be reproduced, stored and/or transmitted in whole or in part by any manner of electronic, mechanical, photocopying, recording, broadcasting or otherwise now known or herein after developed without the previous express consent by the copyright owner, except for reproduction in daily press and regular printed publications on sale to the public within 60 days of the event related to those data/results and always provided that copyright symbol appears together as follows below.

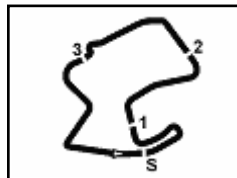
© DORNA WSBK ORGANIZATION Srl 2018

FCR PERUGIA TIMING


Official Tyre Supplier



Official Timekeeper



GEICO U.S. Round, 22 - 24 June 2018

World Superbike - Lap Chart Race 2

2	50 E.Laverty	4.573	3	50 E.Laverty	7.039	5	60 M.van der Mark	10.588
3	7 C.Davies	4.808	4	60 M.van der Mark	7.847	6	12 X.Fores	15.765
4	60 M.van der Mark	6.608	5	22 A.Lowes	8.161	7	81 J.Torres	17.935
5	22 A.Lowes	6.680	6	12 X.Fores	14.030	8	66 T.Sykes	18.484
6	12 X.Fores	10.203	7	81 J.Torres	15.282	9	45 J.Gagne	34.864
7	81 J.Torres	11.630	8	66 T.Sykes	16.375	10	76 L.Baz	39.928
8	66 T.Sykes	13.155	9	45 J.Gagne	26.029	11	36 L.Mercado	43.380
9	45 J.Gagne	19.686	10	76 L.Baz	35.108	12	40 R.Ramos	44.045
10	57 J.Herrin	25.533	11	36 L.Mercado	36.677	13	2 L.Camier	45.904
11	76 L.Baz	29.056	12	57 J.Herrin	36.969	14	98 K.Hanika	47.495
12	36 L.Mercado	29.676	13	98 K.Hanika	38.963	15	68 Y.Hernandez	54.097
13	98 K.Hanika	32.016	14	40 R.Ramos	39.151	16	57 J.Herrin	54.212
14	40 R.Ramos	32.407	15	2 L.Camier	43.276			
15	99 P.Jacobsen	32.591	16	68 Y.Hernandez	47.905			
16	2 L.Camier	40.126						
17	68 Y.Hernandez	40.880						

Lap 25

1	1 J.Rea	14:35'36.419
2	7 C.Davies	5.099
3	50 E.Laverty	6.711
4	22 A.Lowes	8.011
5	60 M.van der Mark	9.746
6	12 X.Fores	14.791
7	81 J.Torres	16.711
8	66 T.Sykes	17.284
9	45 J.Gagne	35.421
10	76 L.Baz	39.802
11	36 L.Mercado	42.946
12	40 R.Ramos	43.437
13	2 L.Camier	44.563
14	98 K.Hanika	47.257
15	68 Y.Hernandez	53.415
16	57 J.Herrin	58.107

Lap 17

1	1 J.Rea	14:24'18.483
2	7 C.Davies	4.850
3	50 E.Laverty	5.435
4	60 M.van der Mark	6.925
5	22 A.Lowes	7.164
6	12 X.Fores	10.885
7	81 J.Torres	12.368
8	66 T.Sykes	14.070
9	45 J.Gagne	20.901
10	57 J.Herrin	27.963
11	76 L.Baz	30.571
12	36 L.Mercado	31.381
13	98 K.Hanika	33.686
14	40 R.Ramos	33.850
15	2 L.Camier	41.285
16	68 Y.Hernandez	42.726

Lap 21

1	1 J.Rea	14:29'55.685
2	7 C.Davies	5.403
3	50 E.Laverty	7.608
4	60 M.van der Mark	8.365
5	22 A.Lowes	8.507
6	12 X.Fores	14.687
7	81 J.Torres	16.076
8	66 T.Sykes	17.153
9	45 J.Gagne	27.891
10	76 L.Baz	36.348
11	36 L.Mercado	38.728
12	40 R.Ramos	40.717
13	57 J.Herrin	40.918
14	98 K.Hanika	41.212
15	2 L.Camier	43.789
16	68 Y.Hernandez	49.620

Lap 18

1	1 J.Rea	14:25'42.682
2	7 C.Davies	4.953
3	50 E.Laverty	5.968
4	60 M.van der Mark	7.277
5	22 A.Lowes	7.452
6	12 X.Fores	12.670
7	81 J.Torres	13.061
8	66 T.Sykes	15.057
9	45 J.Gagne	22.544
10	57 J.Herrin	30.565
11	76 L.Baz	31.978
12	36 L.Mercado	33.204
13	98 K.Hanika	35.572
14	40 R.Ramos	35.901
15	2 L.Camier	42.147
16	68 Y.Hernandez	44.601

Lap 22

1	1 J.Rea	14:31'20.300
2	7 C.Davies	5.420
3	50 E.Laverty	7.809
4	60 M.van der Mark	8.670
5	22 A.Lowes	8.711
6	12 X.Fores	15.200
7	81 J.Torres	16.824
8	66 T.Sykes	17.698
9	45 J.Gagne	31.444
10	76 L.Baz	37.543
11	36 L.Mercado	40.341
12	40 R.Ramos	41.708
13	98 K.Hanika	43.506
14	2 L.Camier	44.305
15	57 J.Herrin	44.936
16	68 Y.Hernandez	50.993

Lap 19

1	1 J.Rea	14:27'06.886
2	7 C.Davies	5.208
3	50 E.Laverty	6.512
4	60 M.van der Mark	7.530
5	22 A.Lowes	7.743
6	12 X.Fores	13.599
7	81 J.Torres	14.505
8	66 T.Sykes	15.884
9	45 J.Gagne	24.266
10	57 J.Herrin	33.539
11	76 L.Baz	33.571
12	36 L.Mercado	35.013
13	98 K.Hanika	37.543
14	40 R.Ramos	37.726
15	2 L.Camier	42.784
16	68 Y.Hernandez	46.474

Lap 23

1	1 J.Rea	14:32'44.901
2	7 C.Davies	5.421
3	50 E.Laverty	8.113
4	22 A.Lowes	9.233
5	60 M.van der Mark	9.647
6	12 X.Fores	15.421
7	81 J.Torres	17.295
8	66 T.Sykes	18.273
9	45 J.Gagne	33.259
10	76 L.Baz	38.665
11	36 L.Mercado	42.073
12	40 R.Ramos	42.905
13	98 K.Hanika	45.135
14	2 L.Camier	45.257
15	57 J.Herrin	49.682
16	68 Y.Hernandez	52.823

Lap 20

1	1 J.Rea	14:28'31.283
2	7 C.Davies	5.140

Lap 24

1	1 J.Rea	14:34'09.656
2	7 C.Davies	5.894
3	50 E.Laverty	8.235
4	22 A.Lowes	9.588

24/06/2018

These data/results cannot be reproduced, stored and/or transmitted in whole or in part by any manner of electronic, mechanical, photocopying, recording, broadcasting or otherwise now known or herein after developed without the previous express consent by the copyright owner, except for reproduction in daily press and regular printed publications on sale to the public within 60 days of the event related to those data/results and always provided that copyright symbol appears together as follows below.

© DORNA WSBK ORGANIZATION Srl 2018





GEICO U.S. Round, 22 - 24 June 2018 World Superbike - Best Sectors & Speed Race 2

RESULTS

1	1 J. REA	Kawasaki ZX-10RR	Laps 25
2	7 C. DAVIES	Ducati Panigale R	5.099
3	50 E. LAVERTY	Aprilia RSV4 RF	6.711
4	22 A. LOWES	Yamaha YZF R1	8.011
5	60 M. VAN DER MARK	Yamaha YZF R1	9.746
6	12 X. FORES	Ducati Panigale R	14.791
7	81 J. TORRES	MV Agusta 1000 F4	16.711
8	66 T. SYKES	Kawasaki ZX-10RR	17.284
9	45 J. GAGNE	Honda CBR1000RR	35.421
10	76 L. BAZ	BMW S 1000 RR	39.802
11	36 L. MERCADO	Kawasaki ZX-10RR	42.946
12	40 R. RAMOS	Kawasaki ZX-10RR	43.437
13	2 L. CAMIER	Honda CBR1000RR	44.563
14	98 K. HANIKA	Yamaha YZF R1	47.257
15	68 Y. HERNANDEZ	Kawasaki ZX-10RR	53.415
16	57 J. HERRIN	Yamaha YZF R1	58.107
RET	99 P. JACOBSEN	Honda CBR1000RR	9 Laps
RET	32 L. SAVADORI	Aprilia RSV4 RF	19 Laps
RET	33 M. MELANDRI	Ducati Panigale R	22 Laps

SPEED

1	7 C. DAVIES	Ducati Panigale R	257,0
2	66 T. SYKES	Kawasaki ZX-10RR	255,8
3	33 M. MELANDRI	Ducati Panigale R	255,8
4	45 J. GAGNE	Honda CBR1000RR	254,6
5	68 Y. HERNANDEZ	Kawasaki ZX-10RR	254,0
6	1 J. REA	Kawasaki ZX-10RR	254,0
7	22 A. LOWES	Yamaha YZF R1	254,0
8	50 E. LAVERTY	Aprilia RSV4 RF	252,8
9	76 L. BAZ	BMW S 1000 RR	252,8
10	81 J. TORRES	MV Agusta 1000 F4	252,8
11	32 L. SAVADORI	Aprilia RSV4 RF	252,2
12	36 L. MERCADO	Kawasaki ZX-10RR	252,2
13	57 J. HERRIN	Yamaha YZF R1	251,0
14	60 M. VAN DER MARK	Yamaha YZF R1	251,0
15	12 X. FORES	Ducati Panigale R	250,4
16	99 P. JACOBSEN	Honda CBR1000RR	250,4
17	2 L. CAMIER	Honda CBR1000RR	249,8
18	40 R. RAMOS	Kawasaki ZX-10RR	247,5
19	98 K. HANIKA	Yamaha YZF R1	245,8

SEG. 1

1	33 M. MELANDRI	21.956
2	7 C. DAVIES	21.971
3	1 J. REA	21.971
4	50 E. LAVERTY	22.037
5	22 A. LOWES	22.103
6	60 M. VAN DER MARK	22.140
7	32 L. SAVADORI	22.156
8	81 J. TORRES	22.157
9	57 J. HERRIN	22.186
10	45 J. GAGNE	22.189
11	66 T. SYKES	22.194
12	2 L. CAMIER	22.201
13	12 X. FORES	22.213
14	76 L. BAZ	22.243
15	36 L. MERCADO	22.315
16	68 Y. HERNANDEZ	22.344
17	98 K. HANIKA	22.477
18	40 R. RAMOS	22.484
19	99 P. JACOBSEN	22.530

SEG. 2

1	33 M. MELANDRI	17.281
2	1 J. REA	17.366
3	50 E. LAVERTY	17.387
4	60 M. VAN DER MARK	17.389
5	22 A. LOWES	17.411
6	7 C. DAVIES	17.413
7	32 L. SAVADORI	17.447
8	81 J. TORRES	17.460
9	12 X. FORES	17.510
10	45 J. GAGNE	17.514
11	66 T. SYKES	17.540
12	57 J. HERRIN	17.552
13	2 L. CAMIER	17.565
14	98 K. HANIKA	17.571
15	40 R. RAMOS	17.593
16	76 L. BAZ	17.600
17	68 Y. HERNANDEZ	17.601
18	99 P. JACOBSEN	17.621
19	36 L. MERCADO	17.644

SEG. 3

1	1 J. REA	19.144
2	22 A. LOWES	19.198
3	33 M. MELANDRI	19.214
4	60 M. VAN DER MARK	19.214
5	12 X. FORES	19.231
6	50 E. LAVERTY	19.252
7	7 C. DAVIES	19.269
8	81 J. TORRES	19.369
9	66 T. SYKES	19.378
10	2 L. CAMIER	19.413
11	32 L. SAVADORI	19.416
12	45 J. GAGNE	19.463
13	57 J. HERRIN	19.469
14	99 P. JACOBSEN	19.472
15	98 K. HANIKA	19.493
16	40 R. RAMOS	19.495
17	36 L. MERCADO	19.519
18	76 L. BAZ	19.532
19	68 Y. HERNANDEZ	19.624

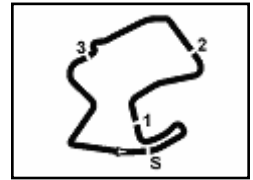
SEG. 4

1	50 E. LAVERTY	24.801
2	60 M. VAN DER MARK	24.825
3	22 A. LOWES	24.836
4	1 J. REA	24.841
5	7 C. DAVIES	24.866
6	66 T. SYKES	25.000
7	33 M. MELANDRI	25.002
8	12 X. FORES	25.025
9	81 J. TORRES	25.095
10	45 J. GAGNE	25.173
11	32 L. SAVADORI	25.177
12	2 L. CAMIER	25.190
13	68 Y. HERNANDEZ	25.201
14	57 J. HERRIN	25.216
15	99 P. JACOBSEN	25.347
16	36 L. MERCADO	25.351
17	98 K. HANIKA	25.378
18	76 L. BAZ	25.379
19	40 R. RAMOS	25.408

24/06/2018

These data/results cannot be reproduced, stored and/or transmitted in whole or in part by any manner of electronic, mechanical, photocopying, recording, broadcasting or otherwise now known or herein after developed without the previous express consent by the copyright owner, except for reproduction in daily press and regular printed publications on sale to the public within 60 days of the event related to those data/results and always provided that copyright symbol appears together as follows below.

© DORNA WSBK ORGANIZATION Srl 2018



GEICO U.S. Round, 22 - 24 June 2018 World Superbike - Chronological Analysis Race 2

WeatherTech Raceway 3.610 m

Start at 14:00'26.736

4 / 4

Lap	Seg.1	Seg.2	Seg.3	Seg.4	Lap Time	km/h	Local Time
19	22.869	17.824	19.860	25.622	1'26.175	235,0	14:27'44.429
20	22.661	17.876	19.748	25.532	1'25.817	241,9	14:29'10.246
21	22.993	17.997	19.901	25.760	1'26.651	237,6	14:30'36.897
22	23.080	18.181	19.923	25.725	1'26.909	239,2	14:32'03.806
23	22.814	17.883	19.742	25.791	1'26.230	238,7	14:33'30.036
24	23.319	18.206	19.866	25.724	1'27.115	238,7	14:34'57.151
25	22.825	17.922	19.886	25.892	1'26.525	238,7	14:36'23.676

15° 68 Y. HERNANDEZ (1'25.121)							
Lap	Seg.1	Seg.2	Seg.3	Seg.4	Lap Time	km/h	Local Time
1		18.085	20.190	25.477	1'33.841		14:02'00.577
2	33.938	17.885	19.799	25.201	1'36.823	254,0	14:03'37.400
3	22.433	17.601	19.864	25.282	1'25.180	245,2	14:05'02.580
4	22.421	17.786	19.752	25.690	1'25.649	246,9	14:06'28.229
5	22.626	17.686	19.704	25.359	1'25.375	244,7	14:07'53.604
6	22.344	17.689	19.822	25.266	1'25.121	246,9	14:09'18.725
7	22.385	17.703	19.814	25.330	1'25.232	248,7	14:10'43.957
8	22.494	17.773	19.645	25.418	1'25.330	243,0	14:12'09.287
9	22.549	17.788	19.905	25.498	1'25.740	245,8	14:13'35.027
10	22.547	17.768	19.661	25.382	1'25.358	245,8	14:15'00.385
11	22.479	17.744	19.624	25.367	1'25.214	245,2	14:16'25.599
12	22.363	17.779	19.689	25.570	1'25.401	245,2	14:17'51.000
13	22.381	17.794	19.891	25.568	1'25.634	246,4	14:19'16.634
14	22.748	17.871	19.786	25.749	1'26.154	243,0	14:20'42.788
15	22.755	18.233	19.632	25.614	1'26.234	244,1	14:22'09.022
16	22.700	18.042	19.868	25.603	1'26.213	242,4	14:23'35.235
17	22.599	17.877	19.887	25.611	1'25.974	247,5	14:25'01.209
18	22.538	17.968	19.956	25.612	1'26.074	244,7	14:26'27.283
19	22.632	17.952	19.761	25.732	1'26.077	244,7	14:27'53.360
20	22.576	17.902	19.712	25.638	1'25.828	246,4	14:29'19.188
21	22.756	17.830	19.826	25.705	1'26.117	244,7	14:30'45.305
22	22.650	17.894	19.711	25.733	1'25.988	243,0	14:32'11.293
23	22.767	17.939	19.799	25.926	1'26.431	243,0	14:33'37.724
24	22.634	18.065	19.726	25.604	1'26.029	245,8	14:35'03.753
25	22.639	17.982	19.771	25.689	1'26.081	244,1	14:36'29.834

RET 99 P. JACOBSEN (1'25.175)							
Lap	Seg.1	Seg.2	Seg.3	Seg.4	Lap Time	km/h	Local Time
1		17.990	20.065	25.347	1'33.317		14:02'00.053
2	22.676	17.621	19.837	25.940	1'26.074	239,2	14:03'26.127
3	22.530	17.626	19.586	25.433	1'25.175	248,1	14:04'51.302
4	22.686	17.788	19.601	25.453	1'25.528	246,4	14:06'16.830
5	22.670	17.681	19.730	25.452	1'25.533	246,4	14:07'42.363
6	22.530	17.723	19.642	25.899	1'25.794	248,7	14:09'08.157
7	22.807	17.783	19.656	25.409	1'25.655	240,3	14:10'33.812
8	22.723	17.878	19.472	25.388	1'25.461	248,7	14:11'59.273
9	22.785	17.766	19.676	25.404	1'25.631	246,9	14:13'24.904
10	22.784	17.776	19.562	25.987	1'26.109	250,4	14:14'51.013
11	22.894	17.869	19.617	25.738	1'26.118	235,5	14:16'17.131
12	23.166	18.089	19.998	25.629	1'26.882	236,0	14:17'44.013
13	22.734	17.769	19.549	25.441	1'25.493	245,2	14:19'09.506
14	22.742	17.935	19.623	25.510	1'25.810	244,7	14:20'35.316
15	22.771	17.774	19.549	25.554	1'25.648	245,2	14:22'00.964
16	22.833	17.799	19.622	25.728	1'25.982	240,3	14:23'26.946

RET 32 L. SAVADORI (1'24.372)							
Lap	Seg.1	Seg.2	Seg.3	Seg.4	Lap Time	km/h	Local Time
1		17.776	19.955	25.296	1'32.025		14:01'58.761
2	22.417	17.478	19.618	25.716	1'25.229	248,7	14:03'23.990
3	22.223	17.472	19.496	25.181	1'24.372	247,5	14:04'48.362
4	22.156	17.593	19.479	25.177	1'24.405	252,2	14:06'12.767
5	22.215	17.538	19.416	25.307	1'24.476	251,0	14:07'37.243
6	22.235	17.447	19.519	25.244	1'24.445	252,2	14:09'01.688

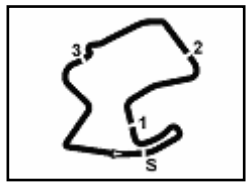
RET 33 M. MELANDRI (1'23.760)							
Lap	Seg.1	Seg.2	Seg.3	Seg.4	Lap Time	km/h	Local Time
1		17.774	19.654	25.292	1'30.851		14:01'57.587
2	22.203	17.281	19.214	25.558	1'24.256	254,6	14:03'21.843
3	22.096	17.418	19.244	25.002	1'23.760	255,8	14:04'45.603

16° 57 J. HERRIN (1'24.683)							
Lap	Seg.1	Seg.2	Seg.3	Seg.4	Lap Time	km/h	Local Time
1		18.041	19.595	26.355	1'33.204		14:01'59.940
2	22.350	17.552	19.534	25.247	1'24.683	248,7	14:03'24.623
3	22.261	17.725	19.489	25.279	1'24.754	251,0	14:04'49.377
4	22.323	17.701	19.549	25.216	1'24.789	249,2	14:06'14.166
5	22.186	17.597	19.560	25.418	1'24.761	251,0	14:07'38.927
6	22.451	17.731	19.469	25.396	1'25.047	248,1	14:09'03.974
7	22.485	17.702	19.707	25.434	1'25.328	245,8	14:10'29.302
8	22.450	17.709	19.570	25.616	1'25.345	245,8	14:11'54.647
9	22.573	17.726	19.578	25.462	1'25.339	244,1	14:13'19.986
10	22.452	17.712	19.645	25.509	1'25.318	244,7	14:14'45.304
11	22.606	17.793	19.556	25.585	1'25.540	244,7	14:16'10.844
12	22.580	17.851	19.626	25.553	1'25.610	241,4	14:17'36.454
13	22.536	17.750	19.652	25.697	1'25.635	244,1	14:19'02.089
14	22.666	17.850	19.629	25.664	1'25.809	244,7	14:20'27.898
15	22.634	17.899	19.618	25.624	1'25.775	240,3	14:21'53.673
16	22.654	17.973	19.817	25.771	1'26.215	242,4	14:23'19.888
17	22.821	17.999	19.935	25.803	1'26.558	240,8	14:24'46.446
18	22.713	17.957	20.074	26.057	1'26.801	239,2	14:26'13.247
19	22.817	18.365	19.981	26.015	1'27.178	240,3	14:27'40.425
20	23.178	17.983	20.002	26.664	1'27.827	241,9	14:29'08.252
21	23.307	18.421	20.288	26.335	1'28.351	243,0	14:30'36.603
22	23.225	18.336	20.380	26.692	1'28.633	244,1	14:32'05.236
23	23.298	18.823	20.625	26.601	1'29.347	242,4	14:33'34.583
24	23.581	18.536	20.512	26.656	1'29.285	240,3	14:35'03.868
25	23.957	18.804	20.840	27.057	1'30.658	241,9	14:36'34.526

24/06/2018 P = Pits In/Out - C = Lap Time Cancelled

These data/results cannot be reproduced, stored and/or transmitted in whole or in part by any manner of electronic, mechanical, photocopying, recording, broadcasting or otherwise now known or herein after developed without the previous express consent by the copyright owner, except for reproduction in daily press and regular printed publications on sale to the public within 60 days of the event related to those data/results and always provided that copyright symbol appears together as follows below.

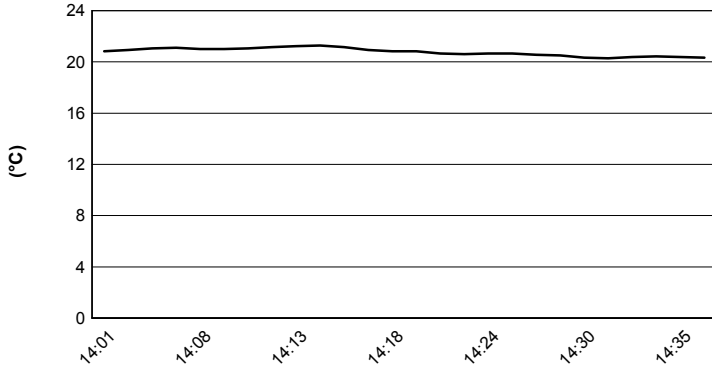
© DORNA WSBK ORGANIZATION Srl 2018



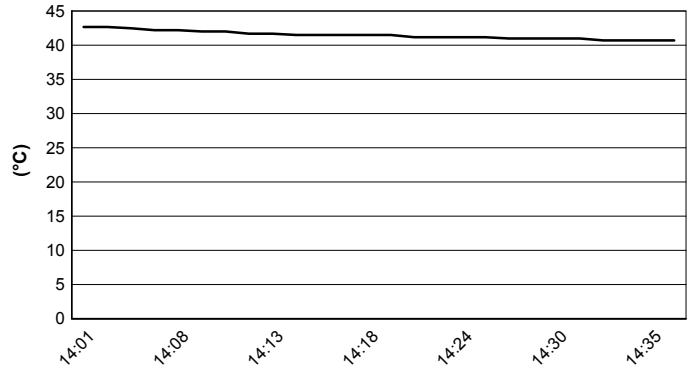
WeatherTech Raceway 3.610 m

GEICO U.S. Round, 22 - 24 June 2018
World Superbike - Weather Report Race 2
Session started 14:01 - Session ended 14:36

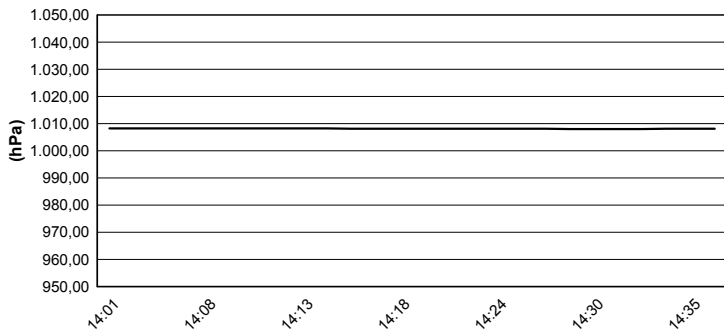
Air Temperature



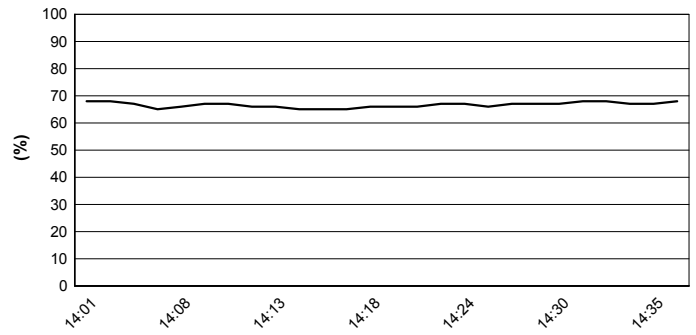
Track Temperature



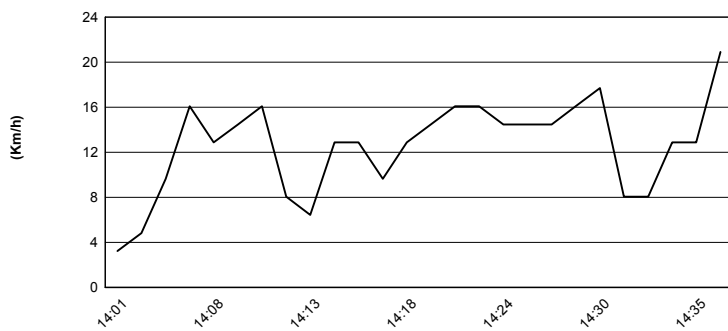
Air Pressure



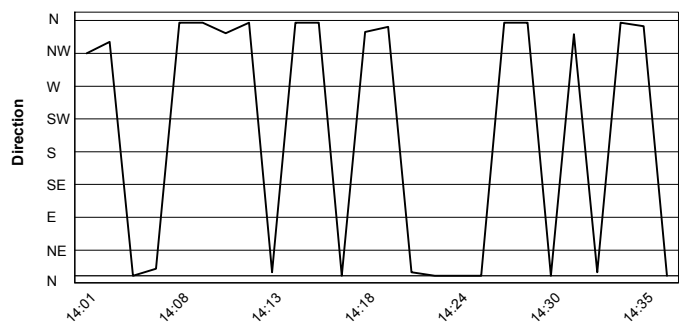
Humidity



Wind Speed



Wind Direction



24/06/2018

These data/results cannot be reproduced, stored and/or transmitted in whole or in part by any manner of electronic, mechanical, photocopying, recording, broadcasting or otherwise now known or herein after developed without the previous express consent by the copyright owner, except for reproduction in daily press and regular printed publications on sale to the public within 60 days of the event related to those data/results and always provided that copyright symbol appears together as follows below.

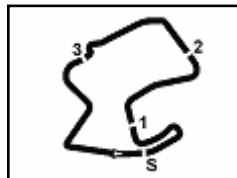
© DORNA WSBK ORGANIZATION Srl 2018



Official Tyre Supplier



Official Timekeeper



GEICO U.S. Round, 22 - 24 June 2018 World Superbike - Championship Standings

WeatherTech Raceway 3.610 m

1 / 2

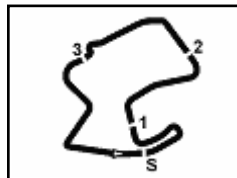
Points	Points From First	Points From Previous	February 25 PHILLIP ISLAND		March 25 BURIRAM		April 15 ARAGÓN		April 22 ASSEN		May 13 IMOLA		May 27 DONINGTON PARK		June 10 BRNO		June 24 LAGUNA SECA		July 8 MISANO		September 16 PORTIMÃO		September 30 MAGNY COURS		October 14 VILLICUM		October 27 LOSAIL		
			1	2	1	2	1	2	1	2	1	2	1	2	1	2	1	2	1	2	1	2	1	2	1	2	1	2	1
1	REA	320	11	20	25	13	25	20	25	25	20	16	25	25	25	25	25	25	25										
	Jonathan (GBR)		5	3	2	1	1	1	1	1	1	1	1	1	1	1	1	1	1										
2	DAVIES	245	75	16	25	16	25	20	25	16	11	13	20	8	11	8	16	20	20										
	Chaz (GBR)		3	7	5	4	3	2	2	2	2	2	2	2	2	2	2	2	2										
3	VAN DER MARK	215	105	7	9	9	20	11	11	20	16	10	25	25	13	20	8	11											
	Michael (NED)		9	7	8	6	6	6	4	4	5	6	4	3	4	3	3	3											
4	SYKES	196	124	20	13	10	10	10	10	13	25	20	16	16	10	16	9	8											
	Tom (GBR)		2	2	4	7	7	7	6	5	4	3	3	3	3	4	4	4											
5	LOWES	183	137	10	11	11	16	9	13	4	2	6	10	13	13	11	25	16	13										
	Alex (GBR)		6	5	5	5	5	5	7	7	7	7	7	7	7	6	6	5	5										
6	MELANDRI	168	152	25	25	8	9	13	16	10	9	16		5	20	1	11												
	Marco (ITA)		1	1	1	2	2	3	3	3	3	4	5	5	5	5	6	6											
7	FORES	154	166	13	16	20	11	16		11	13	11	13		2	8	10	10											
	Xavi (ESP)		4	4	3	3	4	4	4	6	6	5	6	6	7	7	7	7											
8	RAZGATLIOGLU	91	229	3	6	1	8	7	7	6	7	5	8	20	6	7													
	Toprak (TUR)		13	11	13	10	10	9	9	8	8	8	8	9	8	8	8	8											
9	LAVERTY	89	231	8	1	7						4	7	10	10	13	13	16											
	Eugene (IRL)		8	11	10	11	12	16	17	17	16	16	14	15	13	13	10	9											
10	TORRES	80	240	8	6			8	7	10	2	11	5	7			7	9											
	Jordi (ESP)		13	11	12	13	12	11	11	11	9	10	10	10	10	12	13	10											
11	BAZ	79	241	5	7	5	4	5	1	9	8	3	5	9	6	5	1	6											
	Loris (FRA)		11	9	9	9	9	10	10	9	9	9	8	9	9	10	10	11											
12	CAMIER	75	245	9	10	13	10						6	8	7	9	3												
	Leon (GBR)		7	6	5	8	8	8	8	10	10	11	11	11	11	10	12	12											
13	SAVADORI	75	245			4	7	1	6	1	6	8	11	9	9	11	2												
	Lorenzo (ITA)		16	15	16	13	14	13	12	13	12	12	12	12	12	9	9	12											
14	RINALDI	54	266					8	9	4	9	9	4	1	10														
	Michael Ruben (ITA)		17	14	15	15	15	13	12	13	13	13	14	14	14	14	14												
15	RAMOS	49	271	2	5	2	3	6	5	5		4		3	6	4	4												
	Román (ESP)		14	14	14	14	11	11	12	12	14	14	16	16	16	16	15	15											
16	MERCADO	47	273	6	4	3		3	8	1	6	3	4	4			5												
	Leandro (ARG)		10	10	12	13	14	16	13	14	15	15	15	14	15	15	16	16											
17	GAGNE	37	283	4	3	2	4	4					3		4	6	7												
	Jake (USA)		12	14	15	16	14	14	15	16	17	17	18	17	17	17	17												
18	HERNANDEZ	24	296			5	2			1	3			5	2	5	1												
	Yonny (COL)				18	19	19	19	20	20	19	20	20	20	19	19	18	18											
19	JACOBSEN	21	299	2		6		2	2	3		2	1		3														
	PJ (USA)		16	17	17	17	18	18	18	18	18	17	17	18	18	18	19	19											
20	HASLAM	14	306								7	7																	
	Leon (GBR)										21	21	19	19	20	20	20	20											
21	GIUGLIANO	11	309					3		3	5																		
	Davide (ITA)							20	20	20	19	19	19	19	20	20	21	21	21	21									
22	HANIKA	5	315														3	2											
	Karel (CZE)																22	22											
23	RAY	3	317										2	1															
	Bradley (GBR)												22	22	22	22	22	23											
24	MOSSEY	2	318											2															
	Luke (GBR)													23	23	23	24	24											
25	JEZEK	2	318			1						1																	
	Ondrej (CZE)			15	17	18	19	21	21	21	21	22	22	22	23	23	23	24	24										

24/06/2018 First Line: Championship Standings - Second Line: Ranking Progression

These data/results cannot be reproduced, stored and/or transmitted in whole or in part by any manner of electronic, mechanical, photocopying, recording, broadcasting or otherwise now known or herein after developed without the previous express consent by the copyright owner, except for reproduction in daily press and regular printed publications on sale to the public within 60 days of the event related to those data/results and always provided that copyright symbol appears together as follows below.

© DORNA WSBK ORGANIZATION Srl 2018





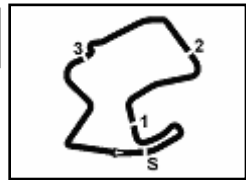
GEICO U.S. Round, 22 - 24 June 2018 World Superbike - Championship Standings

Points	Points From First	Points From Previous	Independent Riders													
			February 25 PHILLIP ISLAND	March 25 BURIRAM	April 15 ARAGÓN	April 22 ASSEN	May 13 IMOLA	May 27 DONINGTON PARK	June 10 BRNO	June 24 LAGUNA SECA	July 8 MISANO	September 16 PORTIMÃO	September 30 MAGNY COURS	October 14 VILLICUM	October 27 LOSAIL	
1 FORES Xavi (ESP)	154		13 16 1 1	20 11 1 1	16 1 1	11 13 1 1	11 13 1 1	1 1	2 8 1 1	10 10 1 1						
2 RAZGATLIOGLU Toprak (TUR)	91 63		3 6 3 3	1 8 3 2	7 7 2 2	6 7 2 2	5 8 2 2	20 2 2	6 7 2 2	2 2						
3 RINALDI Michael Ruben (ITA)	54 100 37				8 9 5 4	4 5 5	9 9 3 3	4 3 3	1 10 3 3	3 3						
4 RAMOS Román (ESP)	49 105 5		2 5 4 4	2 3 4 4	6 5 3 3	5 3 3	4 4 4	5 5	3 6 5 5	4 4 4 4						
5 MERCADO Leandro (ARG)	47 107 2		6 4 2 2	3 2 3	3 8 4 5	1 6 4 4	3 4 5 5	4 4 4 4	4 4 4	5 5						
6 HERNANDEZ Yonny (COL)	24 130 23			5 6	2 7 7	1 7 7	3 7 7	8 8	5 2 7 7	5 1 6 6						
7 JACOBSEN PJ (USA)	21 133 3		2 5	6 5 5	2 5 6	2 3 6 6	2 6 6	1 6 6	3 6 6	7 7						
8 HASLAM Leon (GBR)	14 140 7					7 8 8	7 7 7	8 8	8 8	8 8						
9 HANIKA Karel (CZE)	5 149 9									3 2 9 9						
10 RAY Bradley (GBR)	3 151 2							2 1 9 9	9 9	9 10						
11 MOSSEY Luke (GBR)	2 152 1							2 10	10 10	11 11						
12 JEZEK Ondrej (CZE)	2 152 0		1 5 6	6 7	8 8	8 8	9 9	1 9 10	10 10	11 11						

24/06/2018 First Line: Championship Standings - Second Line: Ranking Progression

These data/results cannot be reproduced, stored and/or transmitted in whole or in part by any manner of electronic, mechanical, photocopying, recording, broadcasting or otherwise now known or herein after developed without the previous express consent by the copyright owner, except for reproduction in daily press and regular printed publications on sale to the public within 60 days of the event related to those data/results and always provided that copyright symbol appears together as follows below.

© DORNA WSBK ORGANIZATION Srl 2018



GEICO U.S. Round, 22 - 24 June 2018 World Superbike - Manufacturers Standings

WeatherTech Raceway 3.610 m

Points	Points From First	Points From Previous	February 25 PHILLIP ISLAND		March 25 BURIRAM		April 15 ARAGÓN		April 22 ASSEN		May 13 IMOLA		May 27 DONINGTON PARK		June 10 BRNO		June 24 LAGUNA SECA		July 8 MISANO		September 16 PORTIMÃO		September 30 MAGNY COURS		October 14 VILLICUM		October 27 LOSAIL		
			1	2	1	2	1	2	1	2	1	2	1	2	1	2	1	2	1	2	1	2	1	2	1	2	1	2	1
1	KAWASAKI	345	20	20	25	13	25	20	25	25	25	25	20	20	25	7	25	25											
2	DUCATI	300	45	25	25	20	25	20	25	16	13	16	20	8	11	20	16	20	20										
3	YAMAHA	249	96	10	11	11	20	11	13	20	16	10	10	25	25	13	25	16	13										
4	APRILIA	128	217	8	1	7	7	3	6	3	6	8	7	11	9	10	13	13	16										
5	HONDA	100	245	9	10	13	10	4	4	2	3	2	2	6	8	7	9	6	7										
6	MV AGUSTA	80	265	8	7	6	7	7	8	7	10	2	11	5	7	7	7	7	9										
7	BMW	79	266	5	7	5	4	5	1	9	8	3	5	9	6	5	1	6	6										
8	SUZUKI	3	342											2	1	8	8	8	8										

24/06/2018

First Line: Championship Standings - Second Line: Ranking Progression

These data/results cannot be reproduced, stored and/or transmitted in whole or in part by any manner of electronic, mechanical, photocopying, recording, broadcasting or otherwise now known or herein after developed without the previous express consent by the copyright owner, except for reproduction in daily press and regular printed publications on sale to the public within 60 days of the event related to those data/results and always provided that copyright symbol appears together as follows below.

© DORNA WSBK ORGANIZATION Srl 2018

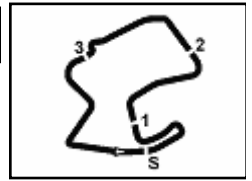
FIAT PERUGIA TIMING



Official Tyre Supplier



Official Timekeeper



GEICO U.S. Round, 22 - 24 June 2018
World Superbike - Pirelli Best Lap Award

WeatherTech Raceway 3.610 m

Points	Points From First	Points From Previous	February 25	March 25	April 15	April 22	May 13	May 27	June 10	June 24	July 8	September 16	September 30	October 14	October 27	
			PHILLIP ISLAND	BURIRAM	ARAGÓN	ASSEN	IMOLA	DONINGTON PARK	BRNO	LAGUNA SECA	MISANO	PORTIMÃO	MAGNY COURS	VILLICUM	LOSAIL	
Fastest Laps																
1 REA Jonathan (GBR)	7		1				1 1	1 1	1	1						
2 MELANDRI Marco (ITA)	4 3		1		1 1				1							
3 DAVIES Chaz (GBR)	2 5 2			1						1						
4 SYKES Tom (GBR)	2 5 0	1				1										
5 VAN DER MARK Michael (NED)	1 6 1					1										

24/06/2018

These data/results cannot be reproduced, stored and/or transmitted in whole or in part by any manner of electronic, mechanical, photocopying, recording, broadcasting or otherwise now known or herein after developed without the previous express consent by the copyright owner, except for reproduction in daily press and regular printed publications on sale to the public within 60 days of the event related to those data/results and always provided that copyright symbol appears together as follows below.

© DORNA WSBK ORGANIZATION Srl 2018

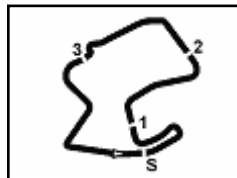
FIKR PERUGIA TIMING



Official Tyre Supplier



Official Timekeeper



GEICO U.S. Round, 22 - 24 June 2018 World Superbike - Rider's Performance

WeatherTech Raceway 3.610 m

Rider	Points	Points From First	Points From Previous	February 25 PHILLIP ISLAND		March 25 BURIRAM		April 15 ARAGÓN		April 22 ASSEN		May 13 IMOLA		May 27 DONINGTON PARK		June 10 BRNO		June 24 LAGUNA SECA		July 8 MISANO		September 16 PORTIMÃO		September 30 MAGNY COURS		October 14 VILLICUM		October 27 LOSAIL							
				G	1 2	G	1 2	G	1 2	G	1 2	G	1 2	G	1 2	G	1 2	G	1 2	G	1 2	G	1 2	G	1 2	G	1 2	G	1 2	G	1 2	G	1 2	G	1 2
1 REA	320			6	5	2	1	1	4	2	1	2	2	1	2	1	1	1	2	2	3	2	1	Rt	3	1	1								
2 DAVIES	245	75		5	3	Rt	9	3	1	11	2	1	8	3	5	3	4	2	9	8	5	9	8	3	1	2	2								
3 VAN DER MARK	215	105	30	8	9	7	10	7	2	6	5	5	7	2	3	12	6	Rt	6	1	1	6	4	2	9	8	5								
4 SYKES	196	124	19	1	2	4	2	6	Rt	3	6	6	6	4	1	2	2	3	1	3	6	1	3	16	2	7	8								
5 LOWES	183	137	13	4	6	5	6	5	3	5	7	4	1	12	14	10	10	6	5	4	4	4	5	1	5	3	4								
6 MELANDRI	168	152	15	3	1	1	7	8	7	1	4	3	5	6	7	4	3	Rt	12	22	11	3	2	15	10	5	Rt								
7 FORES	154	166	14	7	4	3	5	2	5	4	3	Rt	3	5	4	5	5	4	22	Rt	Rt	13	14	8	8	6	6								
8 RAZGATLIOGLU	91	229	63	9	13	10	12	15	8	16	9	9	11	10	9	14	11	8	8	21	2	15	10	9	13	Rt									
9 LAVERTY	89	231	2	2	8	15	8	9	Rt				6	12	9	7	6	Rt	5	6	4	4	4	3											
10 TORRES	80	240	9	12	Rt	8	4	10	Rt	7	Rt	8	9	9	6	7	14	5	14	11	9	18	Rt	Rt	11	9	7								
11 BAZ	79	241	1	14	11	9	15	11	12	19	11	15	10	7	8	13	13	11	3	7	10	8	18	11	12	15	10								
12 CAMIER	75	245	4	11	7	6	3	4	6	9	Rt							13	10	8	10	9	7	7	Rt	13									
13 SAVADORI	75	245	0	10			11	12	9	10	15	10	4	15	10	9	8	Rt	4	5	7	7	7	5	6	14	Rt								
14 RINALDI	54	266	21				8	8	7	12	Rt	12	8	7	7	15	12	Rt	11	15	6														
15 RAMOS	49	271	5	15	14	11	16	14	13	18	10	11	14	11	Rt	15	Rt	12	20	19	Rt	14	13	10	20	12	12								
16 MERCADO	47	273	2	17	10	12	13	13	Rt	15	Rt	13	13	8	Rt	16	15	10	18	13	12	16	12	17	14	Rt	11								
17 GAGNE	37	283	10	13	12	13	14	18	14	13	12	12	19			19	16	Rt	21	16	13	19	Rt	12	16	10	9								
18 HERNANDEZ	24	296	13	18	Rt		18	16	11	20	14	16	17	16	15	21	17	13				12	11	14	17	11	15								
19 JACOBSEN	21	299	3	22	16	14	17	17	10	17	16	14	15	14	13	17	Rt	14	19	15	16	17	16	13	19	Rt	Rt								
20 HASLAM	14	306	7										11	9	16	11	9	Rt																	
21 GIUGLIANO	11	309	3				14	13	18	16	13	11																							
22 HANIKA	5	315	6																						18	13	14								
23 RAY	3	317	2													10	14	15																	
24 MOSSEY	2	318	1													16	17	14																	
25 JEZEK	2	318	0	20	15	Rt	19	Rt	Ex	21	Ex	Ex	18	Ex	Ex	20	18	15	17	18	17	20	17	18											

G = Grid - 1 = Race 1 - 2 = Race 2

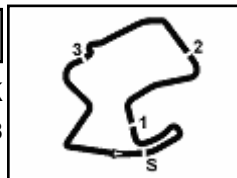
Ns = Did Not Start - Rt = Retired - Ex = Excluded

24/06/2018

These data/results cannot be reproduced, stored and/or transmitted in whole or in part by any manner of electronic, mechanical, photocopying, recording, broadcasting or otherwise now known or herein after developed without the previous express consent by the copyright owner, except for reproduction in daily press and regular printed publications on sale to the public within 60 days of the event related to those data/results and always provided that copyright symbol appears together as follows below.

© DORNA WSBK ORGANIZATION Srl 2018





GEICO U.S. Round, 22 - 24 June 2018 World Superbike - Best Laps & Speeds

WeatherTech Raceway 3.610 m

No.	Rider Bike	Nat	Best Lap		FP1		FP2		FP3		FP4		SP1		SP2		RC1		WUP		RC2	
			LL	SPD	LL	SPD	LL	SPD	LL	SPD	LL	SPD	LL	SPD	LL	SPD	LL	SPD	LL	SPD	LL	SPD
1	7 C. DAVIES Ducati Panigale R	GBR	1'22.282		1'24.056	1'23.894	1'23.635	1'23.032					1'22.282	1'23.041	1'23.202	1'23.625						
			130	257,0	17	252,7	17	253,9	15	253,3	13	253,3		7	253,3	25	252,1	11	252,7	25	257,0	
2	66 T. SYKES Kawasaki ZX-10RR	GBR	1'22.297		1'23.903	1'23.502	1'23.622	1'23.462					1'22.297	1'23.731	1'23.351	1'24.337						
			139	255,7	20	252,1	22	252,7	17	252,1	13	250,9		7	252,1	25	251,5	10	252,1	25	255,7	
3	1 J. REA Kawasaki ZX-10RR	GBR	1'22.359		1'23.393	1'23.104	1'23.174	1'23.169					1'22.359	1'23.248	1'22.715	1'23.480						
			126	253,9	15	251,5	20	253,3	10	253,9	13	251,5		7	252,7	25	253,9	11	250,9	25	253,9	
4	50 E. LAVERTY Aprilia RSV4 RF	IRL	1'22.636		1'23.844	1'23.893	1'23.586	1'23.990					1'22.636	1'24.017	1'22.850	1'23.660						
			134	255,1	19	252,7	18	253,3	18	252,1	10	251,5		8	253,3	25	255,1	11	252,1	25	252,7	
5	22 A. LOWES Yamaha YZF R1	GBR	1'22.729		1'23.979	1'23.837	1'23.687	1'23.675					1'22.729	1'23.561	1'23.219	1'23.720						
			140	254,5	18	249,8	22	252,7	20	252,7	12	249,8		7	252,7	25	254,5	11	251,5	25	253,9	
6	32 L. SAVADORI Aprilia RSV4 RF	ITA	1'22.919		1'24.844	1'24.057	1'23.510	1'24.306					1'22.919	1'24.916	1'23.901	1'24.372						
			117	254,5	18	244,1	20	251,5	17	249,8	13	249,2		7	249,2	25	254,5	11	250,9	6	252,1	
7	2 L. CAMIER Honda CBR1000RR	GBR	1'23.088		1'24.379	1'24.312	1'23.769	1'24.133					1'23.088	1'24.776	1'23.383	1'24.671						
			127	250,9	19	245,7	20	248,6	19	249,8	8	249,2		8	250,4	17	250,9	11	250,4	25	249,8	
8	12 X. FORES Ducati Panigale R	ESP	1'23.244		1'24.484	1'24.033	1'24.047	1'24.372					1'23.244	1'24.097	1'23.857	1'24.167						
			134	253,9	16	246,9	21	249,8	20	248,6	9	249,8		7	250,9	25	248,0	11	253,9	25	250,4	
9	60 M. VAN DER MARK Yamaha YZF R1	NED	1'23.253		1'24.106	1'24.478	1'24.714	1'24.226	1'23.649				1'23.253	1'24.443	1'23.860	1'23.748						
			146	251,5	18	249,8	21	250,4	16	245,2	14	248,0	8	246,9	8	249,2	25	251,5	11	246,9	25	250,9
10	33 M. MELANDRI Ducati Panigale R	ITA	1'23.302		1'23.489	1'23.729	1'23.458	1'23.471					1'23.302	1'24.126	1'23.422	1'23.760						
			106	255,7	19	252,7	17	252,1	14	252,1	12	252,1		6	252,7	25	255,1	10	253,3	3	255,7	
11	81 J. TORRES MV Agusta 1000 F4	ESP	1'23.321		1'24.415	1'23.869	1'23.949	1'24.018					1'23.321	1'24.795	1'24.078	1'24.180						
			143	252,7	20	248,0	22	250,4	20	250,4	12	249,8		8	250,9	25	251,5	11	250,4	25	252,7	
12	76 L. BAZ BMW S 1000 RR	FRA	1'23.735		1'25.040	1'24.175	1'24.528	1'24.983	1'23.735					1'25.808	1'24.900	1'25.291						
			134	252,7	19	246,3	17	248,6	20	245,7	12	246,3	6	246,3	24	249,8	11	246,9	25	252,7		
13	54 T. RAZGATLIOGLU Kawasaki ZX-10RR	TUR	1'23.776		1'25.170	1'24.581	1'24.177	1'24.308	1'23.776					1'24.857								
			101	251,5	23	244,6	20	251,5	17	249,2	14	251,5	8	248,0	19	251,5						
14	57 J. HERRIN Yamaha YZF R1	USA	1'23.975		1'24.456	1'24.802	1'24.264	1'23.975	1'24.182					1'24.841	1'24.332	1'24.683						
			120	251,5	16	250,4	21	248,0	15	248,0	8	251,5	7	248,6	18	249,2	10	247,5	25	250,9		
15	36 L. MERCADO Kawasaki ZX-10RR	ARG	1'24.105		1'25.111	1'24.500	1'24.375	1'24.493	1'24.105					1'25.148	1'24.286	1'25.120						
			122	253,3	17	248,6	22	250,9	19	249,8	10	249,2	8	250,4	10	249,8	11	253,3	25	252,1		
16	45 J. GAGNE Honda CBR1000RR	USA	1'24.221		1'24.564	1'24.592	1'24.221	1'24.321	1'24.291					1'24.671	1'24.232	1'24.447						
			133	254,5	19	246,3	17	248,0	18	247,5	11	250,9	8	247,5	25	250,4	10	249,2	25	254,5		
17	68 Y. HERNANDEZ Kawasaki ZX-10RR	COL	1'24.382		1'25.537	1'25.187	1'25.567	1'24.767	1'24.382					1'24.987	1'24.410	1'25.121						
			135	253,9	17	247,5	23	248,6	15	247,5	11	248,6	8	248,6	25	249,8	11	250,4	25	253,9		
18	40 R. RAMOS Kawasaki ZX-10RR	ESP	1'24.517		1'24.651	1'24.916		1'24.631	1'24.836					1'25.273	1'24.517	1'25.385						
			113	247,5	20	241,9	14	244,6	12	242,4	6	244,6		25	243,5	11	244,6	25	247,5			
19	98 K. HANIKA Yamaha YZF R1	CZE	1'24.600		1'26.585	1'25.424	1'25.084	1'25.140	1'24.746					1'25.512	1'24.600	1'25.317						
			137	245,7	17	233,9	21	238,6	18	239,2	12	241,3	8	240,2	25	243,0	11	243,0	25	245,7		
20	99 P. JACOBSEN Honda CBR1000RR	USA	1'24.789		1'26.320	1'24.974	1'25.124	1'25.102	1'24.802					1'25.609	1'24.789	1'25.175						
			118	250,9	21	245,7	21	249,8	17	245,7	14	247,5	8	245,2	10	250,9	11	248,6	16	250,4		

24/06/2018

These data/results cannot be reproduced, stored and/or transmitted in whole or in part by any manner of electronic, mechanical, photocopying, recording, broadcasting or otherwise now known or herein after developed without the previous express consent by the copyright owner, except for reproduction in daily press and regular printed publications on sale to the public within 60 days of the event related to those data/results and always provided that copyright symbol appears together as follows below.

© DORNA WSBK ORGANIZATION Srl 2018

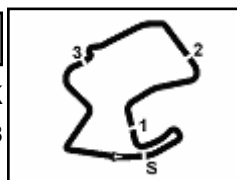
FICR PERUGIA TIMING



Official Tyre Supplier



Official Timekeeper



GEICO U.S. Round, 22 - 24 June 2018 World Superbike - Race Winners

WeatherTech Raceway 3.610 m

	2015	2016	2017	2018
01 Phillip Island	R1: Rea (Gbr) Kaw R2: Haslam (Gbr) Apr	R1: Rea (Gbr) Kaw R2: Rea (Gbr) Kaw	R1: Rea (Gbr) Kaw R2: Rea (Gbr) Kaw	R1: Melandri (Ita) Duc R2: Melandri (Ita) Duc
02 Chang	R1: Rea (Gbr) Kaw R2: Rea (Gbr) Kaw	R1: Rea (Gbr) Kaw R2: Sykes (Gbr) Kaw	R1: Rea (Gbr) Kaw R2: Rea (Gbr) Kaw	R1: Rea (Gbr) Kaw R2: Davies (Gbr) Duc
03 Motorland Aragon	R1: Rea (Gbr) Kaw R2: Davies (Gbr) Duc	R1: Davies (Gbr) Duc R2: Davies (Gbr) Duc	R1: Rea (Gbr) Kaw R2: Davies (Gbr) Duc	R1: Rea (Gbr) Kaw R2: Davies (Gbr) Duc
04 TT Circuit Assen	R1: Rea (Gbr) Kaw R2: Rea (Gbr) Kaw	R1: Rea (Gbr) Kaw R2: Rea (Gbr) Kaw	R1: Rea (Gbr) Kaw R2: Rea (Gbr) Kaw	R1: Rea (Gbr) Kaw R2: Sykes (Gbr) Kaw
05 Autodromo Imola	R1: Rea (Gbr) Kaw R2: Rea (Gbr) Kaw	R1: Davies (Gbr) Duc R2: Davies (Gbr) Duc	R1: Davies (Gbr) Duc R2: Davies (Gbr) Duc	R1: Rea (Gbr) Kaw R2: Rea (Gbr) Kaw
06 Donington Park	R1: Sykes (Gbr) Kaw R2: Sykes (Gbr) Kaw	R1: Sykes (Gbr) Kaw R2: Sykes (Gbr) Kaw	R1: Sykes (Gbr) Kaw R2: Rea (Gbr) Kaw	R1: van der Mark (Ned) Yam R2: van der Mark (Ned) Yam
07 Brno				R1: Rea (Gbr) Kaw R2: Lowes (Gbr) Yam
08 Laguna Seca	R1: Davies (Gbr) Duc R2: Davies (Gbr) Duc	R1: Rea (Gbr) Kaw R2: Sykes (Gbr) Kaw	R1: Davies (Gbr) Duc R2: Rea (Gbr) Kaw	R1: Rea (Gbr) Kaw R2: Rea (Gbr) Kaw
09 Misano World Circuit	R1: Sykes (Gbr) Kaw R2: Rea (Gbr) Kaw	R1: Rea (Gbr) Kaw R2: Rea (Gbr) Kaw	R1: Sykes (Gbr) Kaw R2: Melandri (Ita) Duc	
10 Portimão	R1: Rea (Gbr) Kaw R2: Rea (Gbr) Kaw		R1: Rea (Gbr) Kaw R2: Rea (Gbr) Kaw	
11 Magny-Cours	R1: Rea (Gbr) Kaw R2: Rea (Gbr) Kaw	R1: Davies (Gbr) Duc R2: Davies (Gbr) Duc	R1: Rea (Gbr) Kaw R2: Davies (Gbr) Duc	
13 Losail	R1: Torres (Esp) Apr R2: Haslam (Gbr) Apr	R1: Davies (Gbr) Duc R2: Davies (Gbr) Duc	R1: Rea (Gbr) Kaw R2: Rea (Gbr) Kaw	

2018

ALL TIMES

- 8 J. Rea
- 2 C. Davies
- 2 M. Melandri
- 2 M. van der Mark
- 1 A. Lowes
- 1 T. Sykes

- 62 J. Rea
- 59 C. Fogarty
- 52 T. Bayliss
- 43 N. Haga
- 34 T. Sykes
- 33 T. Corser
- 31 C. Edwards
- 29 C. Davies
- 27 D. Polen
- 24 C. Checa
- 23 R. Roche
- 22 M. Melandri
- 21 M. Biaggi
- 17 P. Chili

- 16 G. Falappa
- 16 N. Hodgson
- 16 J. Toseland
- 14 J. Kocinski
- 14 S. Russell
- 14 B. Spies
- 13 A. Slight
- 13 E. Laverty
- 11 S. Mertens
- 11 R. Xaus
- 11 R. Laconi
- 10 F. Pirovano
- 10 C. Vermeulen
- 9 S. Guintoli
- 8 F. Merkel

- 8 A. Gobert
- 7 B. Bostrom
- 5 D. Tardozzi
- 5 L. Haslam
- 4 R. Phillis
- 4 Y. Kagayama
- 4 M. Fabrizio
- 3 M. Doohan
- 3 A. Yanagawa
- 3 M. Tamada
- 3 L. Lanzi
- 3 R. Kiyonari
- 3 C. Crutchlow
- 2 M. Lucchiari
- 2 T. Rymer

- 2 D. Chandler
- 2 P. Goddard
- 2 M. Lucchinelli
- 2 M. Dowson
- 2 K. Magee
- 2 H. Izutsu
- 2 S. Byrne
- 2 M. Neukirchner
- 2 L. Baz
- 2 M. van der Mark
- 1 A. Ryo
- 1 K. Kitagawa
- 1 Y. Takeda
- 1 T. Aoki
- 1 J. Whitham

- 1 A. Vieira
- 1 A. Morillas
- 1 G. Goodfellow
- 1 P. Picotte
- 1 T. Kipp
- 1 A. Meklau
- 1 J. Reynolds
- 1 C. Walker
- 1 N. Hayden
- 1 A. Pitt
- 1 G. McCoy
- 1 F. Nieto
- 1 A. Barros
- 1 J. Torres
- 1 A. Lowes

24/06/2018

These data/results cannot be reproduced, stored and/or transmitted in whole or in part by any manner of electronic, mechanical, photocopying, recording, broadcasting or otherwise now known or herein after developed without the previous express consent by the copyright owner, except for reproduction in daily press and regular printed publications on sale to the public within 60 days of the event related to those data/results and always provided that copyright symbol appears together as follows below.

© DORNA WSBK ORGANIZATION Srl 2018

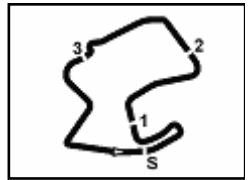
FKR PERUGIA TIMING



Official Tyre Supplier



Official Timekeeper



GEICO U.S. Round, 22 - 24 June 2018 World Superbike - Team Standings

WeatherTech Raceway 3.610 m

1 / 2

	February 25 PHILLIP ISLAND	March 25 BURIRAM	April 15 ARAGÓN	April 22 ASSEN	May 13 IMOLA	May 27 DONINGTON PARK	June 10 BRNO	June 24 LAGUNA SECA	July 8 MISANO	September 16 PORTIMÃO	September 30 MAGNY COURS	October 14 VILLICUM	October 27 LOSAIL	
1 Kawasaki Racing Team WorldSBK	516													
REA Jonathan	320	11	20	25	13	25	20	25	20	25	25	20	25	25
SYKES Tom	196	20	13	10		10	10	13	25	20	16	16	10	16
2 Aruba.it Racing - Ducati	413 (-103)													
DAVIES Chaz	245	16		16	25	20	25	16	11	13	20	8	11	8
MELANDRI Marco	168	25	25	8	9	13	16	10	9	16			5	20
3 Pata Yamaha Official WorldSBK Team	398 (-118)													
VAN DER MARK Michael	215	7	9	9	20	11	11	20	16	10		25	25	13
LOWES Alex	183	10	11	11	16	9	13	4	2	6	10	13	13	11
4 Milwaukee Aprilia	175 (-341)													
LAVERTY Eugene	89	8	1	7					4	7	10		10	13
SAVADORI Lorenzo	75			4	7	1	6	1	6	8		11	9	9
GIUGLIANO Davide	11					3			3	5				
5 Barni Racing Team*	154 (-362)													
FORES Xavi	154	13	16	20	11	16		11	13	11	13		2	8
6 Red Bull Honda World Superbike Team	112 (-404)													
CAMIER Leon	75	9	10	13	10						6	8	7	9
GAGNE Jake	37	4	3		2	4	4					3		4
7 Kawasaki Puccetti Racing*	105 (-411)													
RAZGATLIOGLU Toprak	91	3	6	1	8	7	7	6	7	5	8		20	6
HASLAM Leon	14									7		7		
8 MV Agusta Reparto Corse	80 (-436)													
TORRES Jordi	80		8	6			8	7	10	2	11	5	7	
9 GULF ALTHEA BMW Racing Team	79 (-437)													
BAZ Loris	79	5	7	5	4	5	1	9	8	3	5	9	6	
10 Aruba.it Racing - Junior Team*	54 (-462)													
RINALDI Michael Ruben	54					8	9		4	9	9	4		1
11 Team GoEleven Kawasaki*	49 (-467)													
RAMOS Román	49	2	5	2	3	6	5	5			4			3
12 Orelac Racing VerdNatura*	47 (-469)													
MERCADO Leandro	47	6	4	3			3	8		1	6	3	4	4
13 Team Pedercini Racing*	26 (-490)													
HERNANDEZ Yonny	24				5	2			1	3			5	2
MOSSEY Luke	2										2			
14 TripleM Honda World Superbike Team*	21 (-495)													
JACOBSEN PJ	21		2		6		2	2	3		2	1		3
15 Guandalini Racing*	7 (-509)													
HANIKA Karel	5												3	2
JEZEK Ondrej	2	1								1				
16 Buildbase Suzuki*	3 (-513)													
RAY Bradley	3										2	1		

24/06/2018 * Independent teams

These data/results cannot be reproduced, stored and/or transmitted in whole or in part by any manner of electronic, mechanical, photocopying, recording, broadcasting or otherwise now known or herein after developed without the previous express consent by the copyright owner, except for reproduction in daily press and regular printed publications on sale to the public within 60 days of the event related to those data/results and always provided that copyright symbol appears together as follows below.

© DORNA WSBK ORGANIZATION Srl 2018

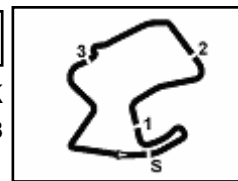
FIGR PERUGIA TIMING



Official Tyre Supplier



Official Timekeeper



GEICO U.S. Round, 22 - 24 June 2018 World Superbike - Team Standings

February 25 PHILLIP ISLAND	March 25 BURIRAM	April 15 ARAGÓN	April 22 ASSEN	May 13 IMOLA	May 27 DONINGTON PARK	June 10 BRNO	June 24 LAGUNA SECA	July 8 MISANO	September 16 PORTIMÃO	September 30 MAGNY COURS	October 14 VILLICUM	October 27 LOSAIL
-------------------------------	---------------------	--------------------	-------------------	-----------------	--------------------------	-----------------	------------------------	------------------	--------------------------	-----------------------------	------------------------	----------------------

Independent Teams

1 Barni Racing Team													154									
FORES Xavi	154	13	16	20	11	16	11	13	11	13			2	8	10	10						
2 Kawasaki Puccetti Racing													105 (-49)									
RAZGATLIOGLU Toprak	91	3	6	1	8	7	7	6	7	5	8		20	6	7							
HASLAM Leon	14								7		7											
3 Aruba.it Racing - Junior Team													54 (-100)									
RINALDI Michael Ruben	54				8	9		4	9	9	4		1	10								
4 Team GoEleven Kawasaki													49 (-105)									
RAMOS Román	49	2	5	2	3	6	5	5		4			3	6	4	4						
5 Orelac Racing VerdNatura													47 (-107)									
MERCADO Leandro	47	6	4	3			3	8	1	6	3	4	4			5						
6 Team Pedercini Racing													26 (-128)									
HERNANDEZ Yonny	24			5	2			1	3				5	2	5	1						
MOSSEY Luke	2											2										
7 TripleM Honda World Superbike Team													21 (-133)									
JACOBSEN PJ	21		2		6		2	2	3	2	1			3								
8 Guandalini Racing													7 (-147)									
HANIKA Karel	5													3	2							
JEZEK Ondrej	2	1							1													
9 Buildbase Suzuki													3 (-151)									
RAY Bradley	3									2	1											

24/06/2018

These data/results cannot be reproduced, stored and/or transmitted in whole or in part by any manner of electronic, mechanical, photocopying, recording, broadcasting or otherwise now known or herein after developed without the previous express consent by the copyright owner, except for reproduction in daily press and regular printed publications on sale to the public within 60 days of the event related to those data/results and always provided that copyright symbol appears together as follows below.

© DORNA WSBK ORGANIZATION Srl 2018

FICR PERUGIA TIMING



Official Tyre Supplier



Official Timekeeper