

GEICO U.S. Round, 22 - 24 June 2018 World Superbike - Chronological Analysis Race 2

WeatherTech Raceway 3.610 m

Start at 14:00'26.736

1 / 4

| 1° 1 J. REA (1'23.480) | | | | | | | |
|------------------------|---------------|---------------|---------------|--------|-----------------|--------------|--------------|
| Lap | Seg.1 | Seg.2 | Seg.3 | Seg.4 | Lap Time | km/h | Local Time |
| 1 | | 17.686 | 19.716 | 25.090 | 1'31.198 | | 14:01'57.934 |
| 2 | 22.155 | 17.448 | 19.144 | 24.949 | 1'23.696 | 252,2 | 14:03'21.630 |
| 3 | 21.972 | 17.393 | 19.315 | 24.841 | 1'23.521 | 253,4 | 14:04'45.151 |
| 4 | 21.971 | 17.404 | 19.424 | 24.865 | 1'23.664 | 253,4 | 14:06'08.815 |
| 5 | 22.013 | 17.377 | 19.216 | 24.874 | 1'23.480 | 250,4 | 14:07'32.295 |
| 6 | 22.082 | 17.382 | 19.212 | 24.880 | 1'23.556 | 254,0 | 14:08'55.851 |
| 7 | 22.115 | 17.366 | 19.293 | 24.871 | 1'23.645 | 252,2 | 14:10'19.496 |
| 8 | 22.172 | 17.392 | 19.273 | 24.967 | 1'23.804 | 252,8 | 14:11'43.300 |
| 9 | 22.107 | 17.521 | 19.254 | 24.947 | 1'23.829 | 248,7 | 14:13'07.129 |
| 10 | 22.181 | 17.437 | 19.380 | 24.919 | 1'23.917 | 247,5 | 14:14'31.046 |
| 11 | 22.133 | 17.453 | 19.246 | 24.944 | 1'23.776 | 246,9 | 14:15'54.822 |
| 12 | 22.162 | 17.398 | 19.344 | 24.963 | 1'23.867 | 246,4 | 14:17'18.689 |
| 13 | 22.157 | 17.483 | 19.231 | 24.990 | 1'23.861 | 249,8 | 14:18'42.550 |
| 14 | 22.148 | 17.521 | 19.278 | 24.881 | 1'23.828 | 249,2 | 14:20'06.378 |
| 15 | 22.213 | 17.445 | 19.280 | 25.038 | 1'23.976 | 246,4 | 14:21'30.354 |
| 16 | 22.209 | 17.443 | 19.316 | 25.033 | 1'24.001 | 249,8 | 14:22'54.355 |
| 17 | 22.201 | 17.484 | 19.344 | 25.099 | 1'24.128 | 246,9 | 14:24'18.483 |
| 18 | 22.232 | 17.484 | 19.302 | 25.181 | 1'24.199 | 246,9 | 14:25'42.682 |
| 19 | 22.271 | 17.497 | 19.328 | 25.108 | 1'24.204 | 246,4 | 14:27'06.886 |
| 20 | 22.259 | 17.572 | 19.410 | 25.156 | 1'24.397 | 247,5 | 14:28'31.283 |
| 21 | 22.227 | 17.582 | 19.465 | 25.128 | 1'24.402 | 248,7 | 14:29'55.685 |
| 22 | 22.345 | 17.647 | 19.437 | 25.186 | 1'24.615 | 245,8 | 14:31'20.300 |
| 23 | 22.294 | 17.566 | 19.486 | 25.255 | 1'24.601 | 248,7 | 14:32'44.901 |
| 24 | 22.425 | 17.659 | 19.422 | 25.249 | 1'24.755 | 247,5 | 14:34'09.656 |
| 25 | 22.426 | 17.681 | 19.549 | 27.107 | 1'26.763 | 246,9 | 14:35'36.419 |

| | | | | | | | |
|----|--------|--------|---------------|--------|----------|--------------|--------------|
| 7 | 22.162 | 17.479 | 19.314 | 25.101 | 1'24.056 | 250,4 | 14:10'19.306 |
| 8 | 22.429 | 17.554 | 19.369 | 25.105 | 1'24.457 | 249,2 | 14:11'43.763 |
| 9 | 22.228 | 17.443 | 19.252 | 25.079 | 1'24.002 | 252,8 | 14:13'07.765 |
| 10 | 22.260 | 17.518 | 19.368 | 25.084 | 1'24.230 | 250,4 | 14:14'31.995 |
| 11 | 22.247 | 17.490 | 19.327 | 25.249 | 1'24.313 | 249,8 | 14:15'56.308 |
| 12 | 22.326 | 17.575 | 19.330 | 25.266 | 1'24.497 | 248,1 | 14:17'20.805 |
| 13 | 22.325 | 17.487 | 19.370 | 25.198 | 1'24.380 | 249,8 | 14:18'45.185 |
| 14 | 22.272 | 17.555 | 19.314 | 25.156 | 1'24.297 | 249,2 | 14:20'09.482 |
| 15 | 22.441 | 17.559 | 19.469 | 25.266 | 1'24.735 | 248,1 | 14:21'34.217 |
| 16 | 22.343 | 17.588 | 19.547 | 25.233 | 1'24.711 | 248,7 | 14:22'58.928 |
| 17 | 22.734 | 17.623 | 19.448 | 25.185 | 1'24.990 | 250,4 | 14:24'23.918 |
| 18 | 22.427 | 17.575 | 19.513 | 25.217 | 1'24.732 | 250,4 | 14:25'48.650 |
| 19 | 22.430 | 17.614 | 19.430 | 25.274 | 1'24.748 | 248,1 | 14:27'13.398 |
| 20 | 22.406 | 17.681 | 19.553 | 25.284 | 1'24.924 | 249,8 | 14:28'38.322 |
| 21 | 22.341 | 17.639 | 19.664 | 25.327 | 1'24.971 | 249,8 | 14:30'03.293 |
| 22 | 22.486 | 17.609 | 19.389 | 25.332 | 1'24.816 | 248,7 | 14:31'28.109 |
| 23 | 22.343 | 17.568 | 19.567 | 25.427 | 1'24.905 | 249,2 | 14:32'53.014 |
| 24 | 22.406 | 17.613 | 19.469 | 25.389 | 1'24.877 | 249,8 | 14:34'17.891 |
| 25 | 22.477 | 17.700 | 19.608 | 25.454 | 1'25.239 | 247,5 | 14:35'43.130 |

| 2° 7 C. DAVIES (1'23.625) | | | | | | | |
|---------------------------|---------------|---------------|---------------|--------|-----------------|--------------|--------------|
| Lap | Seg.1 | Seg.2 | Seg.3 | Seg.4 | Lap Time | km/h | Local Time |
| 1 | | 17.892 | 19.848 | 25.112 | 1'31.490 | | 14:01'58.226 |
| 2 | 22.100 | 17.492 | 19.361 | 24.991 | 1'23.944 | 247,5 | 14:03'22.170 |
| 3 | 21.971 | 17.413 | 19.375 | 24.866 | 1'23.625 | 257,0 | 14:04'45.795 |
| 4 | 22.064 | 17.462 | 19.377 | 24.911 | 1'23.814 | 254,0 | 14:06'09.609 |
| 5 | 22.197 | 17.471 | 19.300 | 25.025 | 1'23.993 | 253,4 | 14:07'33.602 |
| 6 | 22.071 | 17.529 | 19.387 | 24.973 | 1'23.960 | 254,6 | 14:08'57.562 |
| 7 | 22.147 | 17.561 | 19.269 | 25.050 | 1'24.027 | 253,4 | 14:10'21.589 |
| 8 | 22.269 | 17.466 | 19.346 | 25.028 | 1'24.109 | 251,0 | 14:11'45.698 |
| 9 | 22.130 | 17.529 | 19.306 | 25.061 | 1'24.026 | 253,4 | 14:13'09.724 |
| 10 | 22.201 | 17.507 | 19.350 | 24.962 | 1'24.020 | 252,8 | 14:14'33.744 |
| 11 | 22.124 | 17.492 | 19.274 | 25.183 | 1'24.073 | 255,2 | 14:15'57.817 |
| 12 | 22.210 | 17.564 | 19.314 | 25.115 | 1'24.203 | 252,2 | 14:17'22.020 |
| 13 | 22.127 | 17.511 | 19.379 | 25.075 | 1'24.092 | 252,2 | 14:18'46.112 |
| 14 | 22.236 | 17.612 | 19.344 | 24.989 | 1'24.181 | 251,0 | 14:20'10.293 |
| 15 | 22.183 | 17.618 | 19.410 | 25.133 | 1'24.344 | 252,2 | 14:21'34.633 |
| 16 | 22.214 | 17.590 | 19.536 | 25.186 | 1'24.526 | 254,6 | 14:22'59.167 |
| 17 | 22.193 | 17.590 | 19.387 | 25.000 | 1'24.170 | 254,6 | 14:24'23.333 |
| 18 | 22.195 | 17.580 | 19.388 | 25.139 | 1'24.302 | 250,4 | 14:25'47.635 |
| 19 | 22.241 | 17.603 | 19.394 | 25.221 | 1'24.459 | 248,7 | 14:27'12.094 |
| 20 | 22.257 | 17.557 | 19.309 | 25.206 | 1'24.329 | 251,0 | 14:28'36.423 |
| 21 | 22.318 | 17.617 | 19.455 | 25.275 | 1'24.665 | 249,8 | 14:30'01.088 |
| 22 | 22.292 | 17.653 | 19.438 | 25.249 | 1'24.632 | 249,8 | 14:31'25.720 |
| 23 | 22.298 | 17.663 | 19.424 | 25.217 | 1'24.602 | 251,6 | 14:32'50.322 |
| 24 | 22.422 | 17.708 | 19.700 | 25.398 | 1'25.228 | 249,8 | 14:34'15.550 |
| 25 | 22.572 | 17.771 | 19.807 | 25.818 | 1'25.968 | 249,2 | 14:35'41.518 |

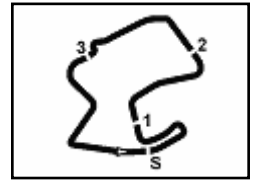
| 4° 22 A. LOWES (1'23.720) | | | | | | | |
|---------------------------|---------------|---------------|---------------|--------|-----------------|--------------|--------------|
| Lap | Seg.1 | Seg.2 | Seg.3 | Seg.4 | Lap Time | km/h | Local Time |
| 1 | | 17.686 | 19.645 | 25.218 | 1'31.382 | | 14:01'58.118 |
| 2 | 22.455 | 17.411 | 19.341 | 25.043 | 1'24.250 | 248,1 | 14:03'22.368 |
| 3 | 22.144 | 17.474 | 19.266 | 24.836 | 1'23.720 | 248,1 | 14:04'46.088 |
| 4 | 22.123 | 17.512 | 19.307 | 24.905 | 1'23.847 | 253,4 | 14:06'09.935 |
| 5 | 22.167 | 17.465 | 19.360 | 25.001 | 1'23.993 | 252,8 | 14:07'33.928 |
| 6 | 22.103 | 17.465 | 19.360 | 24.988 | 1'23.916 | 254,0 | 14:08'57.844 |
| 7 | 22.196 | 17.428 | 19.339 | 25.089 | 1'24.052 | 253,4 | 14:10'21.896 |
| 8 | 22.229 | 17.513 | 19.403 | 24.989 | 1'24.134 | 251,6 | 14:11'46.030 |
| 9 | 22.265 | 17.610 | 19.433 | 25.096 | 1'24.404 | 253,4 | 14:13'10.434 |
| 10 | 22.331 | 17.588 | 19.360 | 25.150 | 1'24.429 | 253,4 | 14:14'34.863 |
| 11 | 22.326 | 17.606 | 19.373 | 25.171 | 1'24.476 | 254,6 | 14:15'59.339 |
| 12 | 22.170 | 17.532 | 19.258 | 25.321 | 1'24.281 | 251,6 | 14:17'23.620 |
| 13 | 22.284 | 17.499 | 19.251 | 25.168 | 1'24.202 | 251,6 | 14:18'47.822 |
| 14 | 22.219 | 17.562 | 19.303 | 24.998 | 1'24.082 | 252,8 | 14:20'11.904 |
| 15 | 22.406 | 17.509 | 19.352 | 25.268 | 1'24.535 | 249,8 | 14:21'36.439 |
| 16 | 22.387 | 17.616 | 19.396 | 25.197 | 1'24.596 | 251,6 | 14:23'01.035 |
| 17 | 22.385 | 17.557 | 19.339 | 25.331 | 1'24.612 | 252,8 | 14:24'25.647 |
| 18 | 22.343 | 17.519 | 19.471 | 25.154 | 1'24.487 | 251,6 | 14:25'50.134 |
| 19 | 22.322 | 17.647 | 19.198 | 25.328 | 1'24.495 | 251,6 | 14:27'14.629 |
| 20 | 22.468 | 17.621 | 19.476 | 25.250 | 1'24.815 | 248,7 | 14:28'39.444 |
| 21 | 22.294 | 17.699 | 19.487 | 25.268 | 1'24.748 | 252,2 | 14:30'04.192 |
| 22 | 22.456 | 17.642 | 19.436 | 25.285 | 1'24.819 | 249,8 | 14:31'29.011 |
| 23 | 22.520 | 17.687 | 19.599 | 25.317 | 1'25.123 | 251,0 | 14:32'54.134 |
| 24 | 22.392 | 17.719 | 19.617 | 25.382 | 1'25.110 | 249,8 | 14:34'19.244 |
| 25 | 22.565 | 17.708 | 19.570 | 25.343 | 1'25.186 | 246,9 | 14:35'44.430 |

| 3° 50 E. LAVERTY (1'23.660) | | | | | | | |
|-----------------------------|---------------|---------------|--------|--------|-----------------|-------|--------------|
| Lap | Seg.1 | Seg.2 | Seg.3 | Seg.4 | Lap Time | km/h | Local Time |
| 1 | | 17.539 | 19.460 | 24.843 | 1'29.364 | | 14:01'56.100 |
| 2 | 22.098 | 17.387 | 19.374 | 24.801 | 1'23.660 | 251,6 | 14:03'19.760 |
| 3 | 22.037 | 17.427 | 19.283 | 24.992 | 1'23.739 | 252,2 | 14:04'43.499 |
| 4 | 22.125 | 17.523 | 19.390 | 24.933 | 1'23.971 | 250,4 | 14:06'07.470 |
| 5 | 22.154 | 17.477 | 19.294 | 24.998 | 1'23.923 | 250,4 | 14:07'31.393 |
| 6 | 22.094 | 17.525 | 19.361 | 24.877 | 1'23.857 | 250,4 | 14:08'55.250 |

| 5° 60 M. VAN DER MARK (1'23.748) | | | | | | | |
|----------------------------------|---------------|---------------|---------------|--------|-----------------|--------------|--------------|
| Lap | Seg.1 | Seg.2 | Seg.3 | Seg.4 | Lap Time | km/h | Local Time |
| 1 | | 17.507 | 19.468 | 24.897 | 1'30.092 | | 14:01'56.828 |
| 2 | 22.156 | 17.389 | 19.378 | 24.825 | 1'23.748 | 249,2 | 14:03'20.576 |
| 3 | 22.154 | 17.429 | 19.483 | 25.059 | 1'24.125 | 250,4 | 14:04'44.701 |
| 4 | 22.154 | 17.516 | 19.416 | 25.196 | 1'24.282 | 250,4 | 14:06'08.983 |
| 5 | 22.177 | 17.391 | 19.214 | 25.094 | 1'23.876 | 251,0 | 14:07'32.859 |
| 6 | 22.183 | 17.459 | 19.320 | 24.995 | 1'23.957 | 251,0 | 14:08'56.816 |
| 7 | 22.215 | 17.473 | 19.352 | 25.098 | 1'24.138 | 248,7 | 14:10'20.954 |
| 8 | 22.140 | 17.488 | 19.533 | 25.052 | 1'24.213 | 248,1 | 14:11'45.167 |
| 9 | 22.262 | 17.649 | 19.351 | 25.151 | 1'24.413 | 249,2 | 14:13'09.580 |
| 10 | 22.504 | 17.611 | 19.379 | 25.171 | 1'24.665 | 249,2 | 14:14'34.245 |
| 11 | 22.305 | 17.583 | 19.421 | 25.101 | 1'24.410 | 250,4 | 14:15'58.655 |
| 12 | 22.274 | 17.604 | 19.401 | 25.131 | 1'24.410 | 249,2 | 14:17'23.065 |
| 13 | 22.287 | 17.571 | 19.310 | 25.073 | 1'24.241 | 249,8 | 14:18'47.306 |
| 14 | 22.258 | 17.627 | 19.343 | 25.116 | 1'24.344 | 248,7 | 14:20'11.650 |

24/06/2018 P = Pits In/Out - C = Lap Time Cancelled

These data/results cannot be reproduced, stored and/or transmitted in whole or in part by any manner of electronic, mechanical, photocopying, recording, broadcasting or otherwise now known or herein after developed without the previous express consent by the copyright owner, except for reproduction in daily press and regular printed publications on sale to the public within 60 days of the event related to those data/results and always provided that copyright symbol appears together as follows below.



GEICO U.S. Round, 22 - 24 June 2018 World Superbike - Chronological Analysis Race 2

WeatherTech Raceway 3.610 m

Start at 14:00'26.736

2 / 4

| | | | | | | | | | | | | | | | |
|----|--------|--------|--------|--------|----------|-------|--------------|----|--------|--------|--------|--------|----------|-------|--------------|
| 15 | 22.273 | 17.543 | 19.414 | 25.189 | 1'24.419 | 248,1 | 14:21'36.069 | 23 | 22.413 | 17.727 | 19.500 | 25.432 | 1'25.072 | 248,1 | 14:33'02.196 |
| 16 | 22.320 | 17.605 | 19.458 | 25.511 | 1'24.894 | 249,8 | 14:23'00.963 | 24 | 22.540 | 17.801 | 19.627 | 25.427 | 1'25.395 | 246,4 | 14:34'27.591 |
| 17 | 22.229 | 17.612 | 19.444 | 25.160 | 1'24.445 | 248,7 | 14:24'25.408 | 25 | 22.497 | 17.814 | 19.699 | 25.529 | 1'25.539 | 245,8 | 14:35'53.130 |
| 18 | 22.261 | 17.603 | 19.468 | 25.219 | 1'24.551 | 248,7 | 14:25'49.959 | | | | | | | | |
| 19 | 22.249 | 17.591 | 19.347 | 25.270 | 1'24.457 | 248,7 | 14:27'14.416 | | | | | | | | |
| 20 | 22.326 | 17.610 | 19.526 | 25.252 | 1'24.714 | 248,1 | 14:28'39.130 | | | | | | | | |
| 21 | 22.321 | 17.759 | 19.502 | 25.338 | 1'24.920 | 248,7 | 14:30'04.050 | | | | | | | | |
| 22 | 22.383 | 17.727 | 19.479 | 25.331 | 1'24.920 | 246,4 | 14:31'28.970 | | | | | | | | |
| 23 | 22.364 | 17.779 | 19.849 | 25.586 | 1'25.578 | 248,7 | 14:32'54.548 | | | | | | | | |
| 24 | 22.698 | 17.923 | 19.628 | 25.447 | 1'25.696 | 248,7 | 14:34'20.244 | | | | | | | | |
| 25 | 22.575 | 17.845 | 19.853 | 25.648 | 1'25.921 | 248,1 | 14:35'46.165 | | | | | | | | |

| 8° 66 T. SYKES (1'24.337) | | | | | | | |
|---------------------------|---------------|---------------|---------------|--------|-----------------|--------------|--------------|
| Lap | Seg.1 | Seg.2 | Seg.3 | Seg.4 | Lap Time | km/h | Local Time |
| 1 | | 17.796 | 19.667 | 25.358 | 1'31.352 | | 14:01'58.088 |
| 2 | 22.740 | 17.540 | 19.847 | 25.022 | 1'25.149 | 255,8 | 14:03'23.237 |
| 3 | 22.243 | 17.592 | 19.524 | 25.047 | 1'24.406 | 252,8 | 14:04'47.643 |
| 4 | 22.248 | 17.651 | 19.555 | 25.091 | 1'24.545 | 252,8 | 14:06'12.188 |
| 5 | 22.208 | 17.615 | 19.460 | 25.104 | 1'24.387 | 253,4 | 14:07'36.575 |
| 6 | 22.194 | 17.593 | 19.549 | 25.001 | 1'24.337 | 251,0 | 14:09'00.912 |
| 7 | 22.371 | 17.661 | 19.657 | 25.000 | 1'24.689 | 253,4 | 14:10'25.601 |
| 8 | 22.377 | 17.649 | 19.584 | 25.143 | 1'24.753 | 252,2 | 14:11'50.354 |
| 9 | 22.213 | 17.674 | 19.491 | 25.059 | 1'24.437 | 251,0 | 14:13'14.791 |
| 10 | 22.303 | 17.673 | 19.444 | 25.022 | 1'24.442 | 252,8 | 14:14'39.233 |
| 11 | 22.335 | 17.668 | 19.471 | 25.196 | 1'24.670 | 251,0 | 14:16'03.903 |
| 12 | 22.304 | 17.670 | 19.561 | 25.256 | 1'24.791 | 250,4 | 14:17'28.694 |
| 13 | 22.291 | 17.719 | 19.466 | 25.138 | 1'24.614 | 249,8 | 14:18'53.308 |
| 14 | 22.385 | 17.775 | 19.571 | 25.080 | 1'24.811 | 251,0 | 14:20'18.119 |
| 15 | 22.341 | 17.670 | 19.378 | 25.290 | 1'24.679 | 249,8 | 14:21'42.798 |
| 16 | 22.309 | 17.711 | 19.472 | 25.220 | 1'24.712 | 248,7 | 14:23'07.510 |
| 17 | 22.448 | 17.758 | 19.621 | 25.216 | 1'25.043 | 250,4 | 14:24'32.553 |
| 18 | 22.404 | 17.779 | 19.578 | 25.425 | 1'25.186 | 249,8 | 14:25'57.739 |
| 19 | 22.433 | 17.753 | 19.610 | 25.235 | 1'25.031 | 249,8 | 14:27'22.770 |
| 20 | 22.378 | 17.781 | 19.555 | 25.174 | 1'24.888 | 249,8 | 14:28'47.658 |
| 21 | 22.362 | 17.917 | 19.631 | 25.270 | 1'25.180 | 251,0 | 14:30'12.838 |
| 22 | 22.409 | 17.858 | 19.640 | 25.253 | 1'25.160 | 246,4 | 14:31'37.998 |
| 23 | 22.448 | 17.786 | 19.621 | 25.321 | 1'25.176 | 249,8 | 14:33'03.174 |
| 24 | 22.403 | 17.767 | 19.483 | 25.313 | 1'24.966 | 249,2 | 14:34'28.140 |
| 25 | 22.572 | 17.874 | 19.644 | 25.473 | 1'25.563 | 249,2 | 14:35'53.703 |

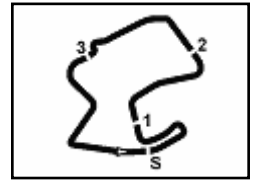
| 6° 12 X. FORES (1'24.167) | | | | | | | |
|---------------------------|---------------|---------------|---------------|--------|-----------------|--------------|--------------|
| Lap | Seg.1 | Seg.2 | Seg.3 | Seg.4 | Lap Time | km/h | Local Time |
| 1 | | 17.696 | 19.593 | 25.207 | 1'30.882 | | 14:01'57.618 |
| 2 | 22.349 | 17.658 | 19.400 | 25.214 | 1'24.621 | 241,4 | 14:03'22.239 |
| 3 | 22.496 | 17.520 | 19.460 | 25.184 | 1'24.660 | 245,8 | 14:04'46.899 |
| 4 | 22.296 | 17.510 | 19.292 | 25.069 | 1'24.167 | 244,1 | 14:06'11.066 |
| 5 | 22.332 | 17.516 | 19.381 | 25.025 | 1'24.254 | 245,2 | 14:07'35.320 |
| 6 | 22.262 | 17.525 | 19.434 | 25.076 | 1'24.297 | 245,8 | 14:08'59.617 |
| 7 | 22.283 | 17.542 | 19.267 | 25.180 | 1'24.272 | 246,4 | 14:10'23.889 |
| 8 | 22.213 | 17.593 | 19.282 | 25.159 | 1'24.247 | 250,4 | 14:11'48.136 |
| 9 | 22.304 | 17.577 | 19.456 | 25.130 | 1'24.467 | 248,1 | 14:13'12.603 |
| 10 | 22.349 | 17.533 | 19.337 | 25.179 | 1'24.398 | 245,8 | 14:14'37.001 |
| 11 | 22.268 | 17.567 | 19.361 | 25.083 | 1'24.279 | 248,7 | 14:16'01.280 |
| 12 | 22.358 | 17.593 | 19.423 | 25.158 | 1'24.532 | 246,9 | 14:17'25.812 |
| 13 | 22.346 | 17.578 | 19.541 | 25.309 | 1'24.774 | 248,7 | 14:18'50.586 |
| 14 | 22.747 | 17.672 | 19.231 | 25.071 | 1'24.721 | 248,1 | 14:20'15.307 |
| 15 | 22.344 | 17.638 | 19.360 | 25.244 | 1'24.586 | 246,9 | 14:21'39.893 |
| 16 | 22.413 | 17.660 | 19.349 | 25.243 | 1'24.665 | 248,1 | 14:23'04.558 |
| 17 | 22.384 | 17.571 | 19.523 | 25.332 | 1'24.810 | 244,7 | 14:24'29.368 |
| 18 | 22.392 | 17.587 | 19.572 | 26.433 | 1'25.984 | 247,5 | 14:25'55.352 |
| 19 | 22.635 | 17.651 | 19.475 | 25.372 | 1'25.133 | 236,5 | 14:27'20.485 |
| 20 | 22.472 | 17.677 | 19.415 | 25.264 | 1'24.828 | 244,7 | 14:28'45.313 |
| 21 | 22.514 | 17.700 | 19.517 | 25.328 | 1'25.059 | 245,8 | 14:30'10.372 |
| 22 | 22.492 | 17.738 | 19.535 | 25.363 | 1'25.128 | 246,9 | 14:31'35.500 |
| 23 | 22.442 | 17.699 | 19.375 | 25.306 | 1'24.822 | 248,7 | 14:33'00.322 |
| 24 | 22.496 | 17.729 | 19.473 | 25.401 | 1'25.099 | 243,0 | 14:34'25.421 |
| 25 | 22.650 | 17.779 | 19.611 | 25.749 | 1'25.789 | 244,1 | 14:35'51.210 |

| 9° 45 J. GAGNE (1'24.447) | | | | | | | |
|---------------------------|---------------|---------------|---------------|--------|-----------------|--------------|--------------|
| Lap | Seg.1 | Seg.2 | Seg.3 | Seg.4 | Lap Time | km/h | Local Time |
| 1 | | 18.085 | 19.825 | 25.350 | 1'32.833 | | 14:01'59.569 |
| 2 | 22.373 | 17.620 | 19.463 | 25.302 | 1'24.758 | 254,6 | 14:03'24.327 |
| 3 | 22.189 | 17.514 | 19.499 | 25.245 | 1'24.447 | 252,2 | 14:04'48.774 |
| 4 | 22.615 | 17.610 | 19.643 | 25.173 | 1'25.041 | 251,6 | 14:06'13.815 |
| 5 | 22.248 | 17.600 | 19.562 | 25.297 | 1'24.707 | 248,1 | 14:07'38.522 |
| 6 | 22.268 | 17.562 | 19.551 | 25.290 | 1'24.671 | 249,8 | 14:09'03.193 |
| 7 | 22.223 | 17.584 | 19.577 | 25.250 | 1'24.634 | 249,8 | 14:10'27.827 |
| 8 | 22.350 | 17.530 | 19.608 | 25.271 | 1'24.759 | 248,7 | 14:11'52.586 |
| 9 | 22.288 | 17.664 | 19.506 | 25.297 | 1'24.755 | 249,2 | 14:13'17.341 |
| 10 | 22.340 | 17.571 | 19.644 | 25.397 | 1'24.952 | 248,7 | 14:14'42.293 |
| 11 | 22.418 | 17.705 | 19.489 | 25.389 | 1'25.001 | 245,8 | 14:16'07.294 |
| 12 | 22.539 | 17.691 | 19.637 | 25.606 | 1'25.473 | 245,8 | 14:17'32.767 |
| 13 | 22.573 | 17.652 | 19.584 | 25.499 | 1'25.308 | 246,4 | 14:18'58.075 |
| 14 | 22.498 | 17.695 | 19.614 | 25.282 | 1'25.089 | 246,9 | 14:20'23.164 |
| 15 | 22.543 | 17.710 | 19.787 | 25.499 | 1'25.539 | 245,2 | 14:21'48.703 |
| 16 | 22.617 | 17.722 | 19.613 | 25.386 | 1'25.338 | 244,7 | 14:23'14.041 |
| 17 | 22.633 | 17.644 | 19.647 | 25.419 | 1'25.343 | 244,7 | 14:24'39.384 |
| 18 | 22.559 | 17.806 | 19.860 | 25.617 | 1'25.842 | 245,2 | 14:26'05.226 |
| 19 | 22.743 | 17.818 | 19.743 | 25.622 | 1'25.926 | 243,0 | 14:27'31.152 |
| 20 | 22.837 | 17.847 | 19.853 | 25.623 | 1'26.160 | 243,0 | 14:28'57.312 |
| 21 | 22.746 | 17.876 | 19.966 | 25.676 | 1'26.264 | 241,4 | 14:30'23.576 |
| 22 | 24.398 | 18.127 | 19.978 | 25.665 | 1'28.168 | 241,4 | 14:31'51.744 |
| 23 | 22.873 | 17.886 | 19.918 | 25.739 | 1'26.416 | 242,4 | 14:33'18.160 |
| 24 | 22.796 | 17.910 | 19.904 | 25.750 | 1'26.360 | 243,0 | 14:34'44.520 |
| 25 | 23.046 | 18.024 | 20.086 | 26.164 | 1'27.320 | 240,3 | 14:36'11.840 |

| 7° 81 J. TORRES (1'24.180) | | | | | | | |
|----------------------------|---------------|---------------|---------------|--------|-----------------|--------------|--------------|
| Lap | Seg.1 | Seg.2 | Seg.3 | Seg.4 | Lap Time | km/h | Local Time |
| 1 | | 17.718 | 19.893 | 25.251 | 1'31.770 | | 14:01'58.506 |
| 2 | 22.425 | 17.531 | 19.467 | 25.100 | 1'24.523 | 250,4 | 14:03'23.029 |
| 3 | 22.157 | 17.460 | 19.460 | 25.103 | 1'24.180 | 252,8 | 14:04'47.209 |
| 4 | 22.236 | 17.619 | 19.433 | 25.176 | 1'24.464 | 251,6 | 14:06'11.673 |
| 5 | 22.225 | 17.526 | 19.475 | 25.124 | 1'24.350 | 252,2 | 14:07'36.023 |
| 6 | 22.224 | 17.582 | 19.543 | 25.154 | 1'24.503 | 251,0 | 14:09'00.526 |
| 7 | 22.200 | 17.618 | 19.369 | 25.095 | 1'24.282 | 249,8 | 14:10'24.808 |
| 8 | 22.318 | 17.509 | 19.413 | 25.299 | 1'24.539 | 249,2 | 14:11'49.347 |
| 9 | 22.206 | 17.603 | 19.464 | 25.168 | 1'24.441 | 250,4 | 14:13'13.788 |
| 10 | 22.200 | 17.654 | 19.393 | 25.169 | 1'24.416 | 251,6 | 14:14'38.204 |
| 11 | 22.210 | 17.567 | 19.422 | 25.313 | 1'24.512 | 250,4 | 14:16'02.716 |
| 12 | 22.297 | 17.635 | 19.415 | 25.226 | 1'24.573 | 249,2 | 14:17'27.289 |
| 13 | 22.290 | 17.589 | 19.393 | 25.191 | 1'24.463 | 248,7 | 14:18'51.752 |
| 14 | 22.307 | 17.703 | 19.515 | 25.235 | 1'24.760 | 249,8 | 14:20'16.512 |
| 15 | 22.333 | 17.626 | 19.379 | 25.294 | 1'24.632 | 248,1 | 14:21'41.144 |
| 16 | 22.342 | 17.701 | 19.439 | 25.359 | 1'24.841 | 249,8 | 14:23'05.985 |
| 17 | 22.334 | 17.665 | 19.535 | 25.332 | 1'24.866 | 250,4 | 14:24'30.851 |
| 18 | 22.346 | 17.749 | 19.510 | 25.287 | 1'24.892 | 247,5 | 14:25'55.743 |
| 19 | 22.723 | 17.805 | 19.562 | 25.558 | 1'25.648 | 243,6 | 14:27'21.391 |
| 20 | 22.444 | 17.702 | 19.640 | 25.388 | 1'25.174 | 246,4 | 14:28'46.565 |
| 21 | 22.448 | 17.793 | 19.574 | 25.381 | 1'25.196 | 245,2 | 14:30'11.761 |
| 22 | 22.419 | 17.789 | 19.635 | 25.520 | 1'25.363 | 246,4 | 14:31'37.124 |

| 10° 76 L. BAZ (1'25.291) | | | | | | | |
|--------------------------|---------------|--------|--------|--------|----------|--------------|--------------|
| Lap | Seg.1 | Seg.2 | Seg.3 | Seg.4 | Lap Time | km/h | Local Time |
| 1 | | 18.065 | 20.148 | 25.449 | 1'33.165 | | 14:01'59.901 |
| 2 | 22.243 | 17.644 | 20.624 | 26.251 | 1'26.762 | 252,8 | 14:03'26.663 |

24/06/2018 P = Pits In/Out - C = Lap Time Cancelled</



GEICO U.S. Round, 22 - 24 June 2018 World Superbike - Chronological Analysis Race 2

WeatherTech Raceway 3.610 m

Start at 14:00'26.736

3 / 4

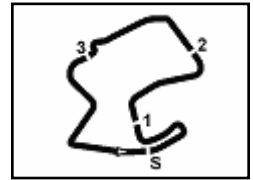
| | | | | | | | | | | | | | | | |
|----|--------|---------------|---------------|--------|-----------------|-------|--------------|----|--------|--------|---------------|--------|----------|-------|--------------|
| 3 | 22.689 | 17.600 | 19.830 | 25.461 | 1'25.580 | 243,6 | 14:04'52.243 | 11 | 22.747 | 17.773 | 19.681 | 25.791 | 1'25.992 | 241,4 | 14:16'17.300 |
| 4 | 22.353 | 17.801 | 19.778 | 25.418 | 1'25.350 | 251,6 | 14:06'17.593 | 12 | 22.854 | 17.765 | 19.495 | 25.526 | 1'25.640 | 241,4 | 14:17'42.940 |
| 5 | 22.476 | 17.700 | 19.751 | 25.438 | 1'25.365 | 245,8 | 14:07'42.958 | 13 | 22.544 | 17.818 | 19.669 | 25.488 | 1'25.519 | 239,7 | 14:19'08.459 |
| 6 | 22.509 | 17.653 | 19.721 | 26.016 | 1'25.899 | 248,7 | 14:09'08.857 | 14 | 22.545 | 18.026 | 19.693 | 25.549 | 1'25.813 | 239,7 | 14:20'34.272 |
| 7 | 22.478 | 17.690 | 19.770 | 25.479 | 1'25.417 | 248,7 | 14:10'34.274 | 15 | 22.707 | 18.243 | 19.862 | 25.568 | 1'26.380 | 237,6 | 14:22'00.652 |
| 8 | 22.519 | 17.941 | 19.576 | 25.424 | 1'25.460 | 244,1 | 14:11'59.734 | 16 | 22.606 | 17.790 | 19.666 | 26.048 | 1'26.110 | 235,5 | 14:23'26.762 |
| 9 | 22.549 | 17.988 | 19.561 | 25.379 | 1'25.477 | 248,7 | 14:13'25.211 | 17 | 22.623 | 17.765 | 19.584 | 25.599 | 1'25.571 | 238,1 | 14:24'52.333 |
| 10 | 22.584 | 17.744 | 19.667 | 25.637 | 1'25.632 | 247,5 | 14:14'50.843 | 18 | 22.651 | 17.773 | 20.036 | 25.790 | 1'26.250 | 236,0 | 14:26'18.583 |
| 11 | 22.453 | 17.793 | 19.692 | 25.428 | 1'25.366 | 245,8 | 14:16'16.209 | 19 | 22.799 | 17.829 | 19.746 | 25.655 | 1'26.029 | 239,7 | 14:27'44.612 |
| 12 | 22.508 | 17.756 | 19.532 | 25.497 | 1'25.293 | 245,8 | 14:17'41.502 | 20 | 22.681 | 17.774 | 19.826 | 25.541 | 1'25.822 | 236,5 | 14:29'10.434 |
| 13 | 22.402 | 17.733 | 19.683 | 25.553 | 1'25.371 | 247,5 | 14:19'06.873 | 21 | 22.723 | 17.887 | 19.669 | 25.689 | 1'25.968 | 240,8 | 14:30'36.402 |
| 14 | 22.455 | 17.811 | 19.731 | 25.559 | 1'25.556 | 249,8 | 14:20'32.429 | 22 | 22.625 | 17.769 | 19.703 | 25.509 | 1'25.606 | 238,1 | 14:32'02.008 |
| 15 | 22.601 | 17.807 | 19.702 | 25.581 | 1'25.691 | 244,7 | 14:21'58.120 | 23 | 22.666 | 17.885 | 19.565 | 25.682 | 1'25.798 | 238,7 | 14:33'27.806 |
| 16 | 22.365 | 17.785 | 19.682 | 25.459 | 1'25.291 | 245,8 | 14:23'23.411 | 24 | 22.775 | 17.899 | 19.571 | 25.650 | 1'25.895 | 238,1 | 14:34'53.701 |
| 17 | 22.524 | 17.753 | 19.742 | 25.624 | 1'25.643 | 245,2 | 14:24'49.054 | 25 | 22.650 | 17.803 | 19.502 | 26.200 | 1'26.155 | 240,3 | 14:36'19.856 |
| 18 | 22.491 | 17.830 | 19.705 | 25.580 | 1'25.606 | 243,6 | 14:26'14.660 | | | | | | | | |
| 19 | 22.472 | 17.785 | 19.929 | 25.611 | 1'25.797 | 248,1 | 14:27'40.457 | | | | | | | | |
| 20 | 22.655 | 17.872 | 19.750 | 25.657 | 1'25.934 | 244,7 | 14:29'06.391 | | | | | | | | |
| 21 | 22.570 | 17.808 | 19.627 | 25.637 | 1'25.642 | 243,6 | 14:30'32.033 | | | | | | | | |
| 22 | 22.645 | 17.816 | 19.731 | 25.618 | 1'25.810 | 241,4 | 14:31'57.843 | | | | | | | | |
| 23 | 22.542 | 17.867 | 19.626 | 25.688 | 1'25.723 | 243,0 | 14:33'23.566 | | | | | | | | |
| 24 | 22.641 | 17.862 | 19.826 | 25.689 | 1'26.018 | 243,6 | 14:34'49.584 | | | | | | | | |
| 25 | 22.790 | 18.034 | 19.921 | 25.892 | 1'26.637 | 241,9 | 14:36'16.221 | | | | | | | | |

| 13° | | 2 L. CAMIER (1'24.671) | | | | | |
|-----|---------------|------------------------|---------------|--------|-----------------|--------------|--------------|
| Lap | Seg.1 | Seg.2 | Seg.3 | Seg.4 | Lap Time | km/h | Local Time |
| 1 | | 17.892 | 19.773 | 25.242 | 1'32.324 | | 14:01'59.060 |
| 2 | 22.334 | 17.565 | 19.529 | 25.479 | 1'24.907 | 246,4 | 14:03'23.967 |
| 3 | 41.030 | 18.198 | 20.070 | 25.639 | 1'44.937 | 249,8 | 14:05'08.904 |
| 4 | 22.320 | 17.693 | 19.518 | 25.303 | 1'24.834 | 249,2 | 14:06'33.738 |
| 5 | 22.283 | 17.664 | 19.517 | 25.207 | 1'24.671 | 244,1 | 14:07'58.409 |
| 6 | 22.927 | 17.597 | 19.511 | 25.366 | 1'25.401 | 246,4 | 14:09'23.810 |
| 7 | 22.340 | 17.628 | 19.750 | 25.338 | 1'25.056 | 244,7 | 14:10'48.866 |
| 8 | 22.311 | 19.180 | 20.156 | 25.334 | 1'26.981 | 247,5 | 14:12'15.847 |
| 9 | 22.339 | 17.605 | 19.538 | 25.190 | 1'24.672 | 245,2 | 14:13'40.519 |
| 10 | 22.322 | 17.631 | 19.413 | 25.374 | 1'24.740 | 244,7 | 14:15'05.259 |
| 11 | 22.201 | 17.677 | 19.535 | 25.264 | 1'24.677 | 246,9 | 14:16'29.936 |
| 12 | 22.334 | 17.589 | 19.440 | 25.425 | 1'24.788 | 239,7 | 14:17'54.724 |
| 13 | 22.400 | 17.569 | 19.484 | 25.473 | 1'24.926 | 245,2 | 14:19'19.650 |
| 14 | 22.392 | 17.665 | 19.495 | 25.236 | 1'24.788 | 245,2 | 14:20'44.438 |
| 15 | 22.367 | 17.681 | 19.545 | 25.360 | 1'24.953 | 242,4 | 14:22'09.391 |
| 16 | 22.472 | 17.760 | 19.540 | 25.318 | 1'25.090 | 243,0 | 14:23'34.481 |
| 17 | 22.413 | 17.679 | 19.772 | 25.423 | 1'25.287 | 246,4 | 14:24'59.768 |
| 18 | 22.345 | 17.693 | 19.646 | 25.377 | 1'25.061 | 246,4 | 14:26'24.829 |
| 19 | 22.352 | 17.650 | 19.445 | 25.394 | 1'24.841 | 244,7 | 14:27'49.670 |
| 20 | 22.340 | 17.727 | 19.467 | 25.355 | 1'24.889 | 247,5 | 14:29'14.559 |
| 21 | 22.347 | 17.719 | 19.534 | 25.315 | 1'24.915 | 243,0 | 14:30'39.474 |
| 22 | 22.428 | 17.626 | 19.549 | 25.528 | 1'25.131 | 245,8 | 14:32'04.605 |
| 23 | 22.490 | 17.680 | 19.723 | 25.660 | 1'25.553 | 247,5 | 14:33'30.158 |
| 24 | 22.765 | 17.706 | 19.577 | 25.354 | 1'25.402 | 237,6 | 14:34'55.560 |
| 25 | 22.470 | 17.656 | 19.663 | 25.633 | 1'25.422 | 245,8 | 14:36'20.982 |

| 11° | | 36 L. MERCADO (1'25.120) | | | | | |
|-----|---------------|--------------------------|---------------|--------|-----------------|--------------|--------------|
| Lap | Seg.1 | Seg.2 | Seg.3 | Seg.4 | Lap Time | km/h | Local Time |
| 1 | | 18.108 | 19.808 | 25.369 | 1'32.645 | | 14:01'59.381 |
| 2 | 22.427 | 17.977 | 20.521 | 25.898 | 1'26.823 | 252,2 | 14:03'26.204 |
| 3 | 22.804 | 17.670 | 19.813 | 25.351 | 1'25.638 | 249,8 | 14:04'51.842 |
| 4 | 22.462 | 17.719 | 19.658 | 25.444 | 1'25.283 | 249,8 | 14:06'17.125 |
| 5 | 22.584 | 17.644 | 19.767 | 25.504 | 1'25.499 | 250,4 | 14:07'42.624 |
| 6 | 22.393 | 17.677 | 19.784 | 25.486 | 1'25.340 | 252,2 | 14:09'07.964 |
| 7 | 22.315 | 17.665 | 19.584 | 25.556 | 1'25.120 | 248,7 | 14:10'33.084 |
| 8 | 22.434 | 17.805 | 19.604 | 25.487 | 1'25.330 | 249,8 | 14:11'58.414 |
| 9 | 22.454 | 17.844 | 19.574 | 25.569 | 1'25.441 | 247,5 | 14:13'23.855 |
| 10 | 22.535 | 17.819 | 19.614 | 25.605 | 1'25.573 | 249,8 | 14:14'49.428 |
| 11 | 22.600 | 17.820 | 19.652 | 25.624 | 1'25.696 | 248,7 | 14:16'15.124 |
| 12 | 22.702 | 17.879 | 19.616 | 25.675 | 1'25.872 | 247,5 | 14:17'40.996 |
| 13 | 22.548 | 17.840 | 19.552 | 25.608 | 1'25.548 | 248,7 | 14:19'06.544 |
| 14 | 22.613 | 17.859 | 19.685 | 25.599 | 1'25.756 | 249,2 | 14:20'32.300 |
| 15 | 22.591 | 17.843 | 19.632 | 25.993 | 1'26.059 | 245,2 | 14:21'58.359 |
| 16 | 22.633 | 17.879 | 19.558 | 25.602 | 1'25.672 | 249,2 | 14:23'24.031 |
| 17 | 22.636 | 17.834 | 19.632 | 25.731 | 1'25.833 | 251,0 | 14:24'49.864 |
| 18 | 22.582 | 17.883 | 19.808 | 25.749 | 1'26.022 | 250,4 | 14:26'15.886 |
| 19 | 22.674 | 17.880 | 19.711 | 25.748 | 1'26.013 | 248,1 | 14:27'41.899 |
| 20 | 22.610 | 17.891 | 19.730 | 25.830 | 1'26.061 | 250,4 | 14:29'07.960 |
| 21 | 22.827 | 17.954 | 19.878 | 25.794 | 1'26.453 | 244,1 | 14:30'34.413 |
| 22 | 22.813 | 17.893 | 19.749 | 25.773 | 1'26.228 | 248,1 | 14:32'00.641 |
| 23 | 22.735 | 18.010 | 19.791 | 25.797 | 1'26.333 | 249,8 | 14:33'26.974 |
| 24 | 22.746 | 18.020 | 19.519 | 25.777 | 1'26.062 | 249,8 | 14:34'53.036 |
| 25 | 22.669 | 17.928 | 19.759 | 25.973 | 1'26.329 | 251,0 | 14:36'19.365 |

| 12° | | 40 R. RAMOS (1'25.385) | | | | | |
|-----|---------------|------------------------|--------|--------|-----------------|--------------|--------------|
| Lap | Seg.1 | Seg.2 | Seg.3 | Seg.4 | Lap Time | km/h | Local Time |
| 1 | | 17.957 | 20.020 | 25.677 | 1'34.155 | | 14:02'00.891 |
| 2 | 22.691 | 17.663 | 19.554 | 25.730 | 1'25.638 | 246,9 | 14:03'26.529 |
| 3 | 22.703 | 17.593 | 19.780 | 25.896 | 1'25.972 | 244,1 | 14:04'52.501 |
| 4 | 22.519 | 17.746 | 19.691 | 25.429 | 1'25.385 | 247,5 | 14:06'17.886 |
| 5 | 22.532 | 17.795 | 19.639 | 25.480 | 1'25.446 | 246,9 | 14:07'43.332 |
| 6 | 22.484 | 17.754 | 19.546 | 25.914 | 1'25.698 | 242,4 | 14:09'09.030 |
| 7 | 22.631 | 17.748 | 19.623 | 25.501 | 1'25.503 | 245,2 | 14:10'34.533 |
| 8 | 22.590 | 17.729 | 19.773 | 25.414 | 1'25.506 | 243,6 | 14:12'00.039 |
| 9 | 22.616 | 17.829 | 19.852 | 25.408 | 1'25.705 | 246,9 | 14:13'25.744 |
| 10 | 22.572 | 17.721 | 19.667 | 25.604 | 1'25.564 | 245,2 | 14:14'51.308 |

| 14° | | 98 K. HANIKA (1'25.317) | | | | | |
|-----|---------------|-------------------------|---------------|--------|-----------------|--------------|--------------|
| Lap | Seg.1 | Seg.2 | Seg.3 | Seg.4 | Lap Time | km/h | Local Time |
| 1 | | 18.117 | 19.996 | 25.595 | 1'33.697 | | 14:02'00.433 |
| 2 | 22.654 | 17.571 | 19.774 | 25.853 | 1'25.852 | 244,7 | 14:03'26.285 |
| 3 | 22.551 | 17.794 | 19.617 | 25.449 | 1'25.411 | 235,0 | 14:04'51.696 |
| 4 | 22.739 | 17.803 | 19.688 | 25.501 | 1'25.731 | 243,0 | 14:06'17.427 |
| 5 | 22.477 | 17.704 | 19.688 | 25.488 | 1'25.357 | 241,9 | 14:07'42.784 |
| 6 | 22.526 | 17.631 | 19.787 | 25.661 | 1'25.605 | 243,0 | 14:09'08.389 |
| 7 | 22.681 | 17.759 | 19.686 | 25.638 | 1'25.764 | 242,4 | 14:10'34.153 |
| 8 | 22.520 | 17.858 | 19.561 | 25.378 | 1'25.317 | 243,0 | 14:11'59.470 |
| 9 | 22.706 | 18.185 | 19.715 | 25.397 | 1'26.003 | 241,9 | 14:13'25.473 |
| 10 | 22.596 | 17.723 | 19.770 | 25.760 | 1'25.849 | 245,8 | 14:14'51.322 |
| 11 | 22.993 | 17.830 | 19.757 | 25.690 | 1'26.270 | 232,9 | 14:16'17.592 |
| 12 | 22.841 | 17.842 | 19.493 | 25.483 | 1'25.659 | 243,0 | 14:17'43.251 |
| 13 | 22.558 | 17.722 | 19.659 | 25.554 | 1'25.493 | 241,9 | 14:19'08.744 |
| 14 | 22.530 | 17.815 | 19.852 | 25.558 | 1'25.755 | 244,1 | 14:20'34.499 |
| 15 | 22.655 | 17.984 | 19.690 | 25.565 | 1'25.894 | 243,0 | 14:22'00.393 |
| 16 | 22.627 | 17.780 | 19.861 | 25.710 | 1'25.978 | 241,9 | 14:23'26.371 |
| 17 | 22.637 | 17.817 | 19.807 | 25.537 | 1'25.798 | 240,8 | 14:24'52.169 |



GEICO U.S. Round, 22 - 24 June 2018 World Superbike - Chronological Analysis Race 2

WeatherTech Raceway 3.610 m

Start at 14:00'26.736

4 / 4

| 15° 68 Y. HERNANDEZ (1'25.121) | | | | | | | | RET 99 P. JACOBSEN (1'25.175) | | | | | | | |
|--------------------------------|---------------|---------------|---------------|--------|----------|--------------|--------------|------------------------------------------------------|---------------|---------------|---------------|--------|----------|--------------|--------------|
| Lap | Seg.1 | Seg.2 | Seg.3 | Seg.4 | Lap Time | km/h | Local Time | Lap | Seg.1 | Seg.2 | Seg.3 | Seg.4 | Lap Time | km/h | Local Time |
| 19 | 22.869 | 17.824 | 19.860 | 25.622 | 1'26.175 | 235,0 | 14:27'44.429 | 1 | | 17.990 | 20.065 | 25.347 | 1'33.317 | 239,2 | 14:02'00.053 |
| 20 | 22.661 | 17.876 | 19.748 | 25.532 | 1'25.817 | 241,9 | 14:29'10.246 | 2 | 22.676 | 17.621 | 19.837 | 25.940 | 1'26.074 | 248,1 | 14:04'51.302 |
| 21 | 22.993 | 17.997 | 19.901 | 25.760 | 1'26.651 | 237,6 | 14:30'36.897 | 3 | 22.530 | 17.626 | 19.586 | 25.433 | 1'25.175 | 246,4 | 14:06'16.830 |
| 22 | 23.080 | 18.181 | 19.923 | 25.725 | 1'26.909 | 239,2 | 14:32'03.806 | 4 | 22.686 | 17.788 | 19.601 | 25.453 | 1'25.528 | 246,4 | 14:07'42.363 |
| 23 | 22.814 | 17.883 | 19.742 | 25.791 | 1'26.230 | 238,7 | 14:33'30.036 | 5 | 22.670 | 17.681 | 19.730 | 25.452 | 1'25.533 | 248,7 | 14:09'08.157 |
| 24 | 23.319 | 18.206 | 19.866 | 25.724 | 1'27.115 | 238,7 | 14:34'57.151 | 6 | 22.530 | 17.723 | 19.642 | 25.899 | 1'25.794 | 240,3 | 14:10'33.812 |
| 25 | 22.825 | 17.922 | 19.886 | 25.892 | 1'26.525 | 238,7 | 14:36'23.676 | 7 | 22.807 | 17.783 | 19.656 | 25.409 | 1'25.655 | 248,7 | 14:11'59.273 |
| | | | | | | | | RET 32 L. SAVADORI (1'24.372) | | | | | | | |
| | | | | | | | | Lap Seg.1 Seg.2 Seg.3 Seg.4 Lap Time km/h Local Time | | | | | | | |
| 1 | | 18.085 | 20.190 | 25.477 | 1'33.841 | | 14:02'00.577 | 1 | | 17.776 | 19.955 | 25.296 | 1'32.025 | 248,7 | 14:01'58.761 |
| 2 | 33.938 | 17.885 | 19.799 | 25.201 | 1'36.823 | 254,0 | 14:03'37.400 | 2 | 22.417 | 17.478 | 19.618 | 25.716 | 1'25.229 | 247,5 | 14:03'23.990 |
| 3 | 22.433 | 17.601 | 19.864 | 25.282 | 1'25.180 | 245,2 | 14:05'02.580 | 3 | 22.223 | 17.472 | 19.496 | 25.181 | 1'24.372 | 252,2 | 14:04'48.362 |
| 4 | 22.421 | 17.786 | 19.752 | 25.690 | 1'25.649 | 246,9 | 14:06'28.229 | 4 | 22.156 | 17.593 | 19.479 | 25.177 | 1'24.405 | 252,2 | 14:06'12.767 |
| 5 | 22.626 | 17.686 | 19.704 | 25.359 | 1'25.375 | 244,7 | 14:07'53.604 | 5 | 22.215 | 17.538 | 19.416 | 25.307 | 1'24.476 | 251,0 | 14:07'37.243 |
| 6 | 22.344 | 17.689 | 19.822 | 25.266 | 1'25.121 | 246,9 | 14:09'18.725 | 6 | 22.235 | 17.447 | 19.519 | 25.244 | 1'24.445 | 252,2 | 14:09'01.688 |
| 7 | 22.385 | 17.703 | 19.814 | 25.330 | 1'25.232 | 248,7 | 14:10'43.957 | | | | | | | | |
| 8 | 22.494 | 17.773 | 19.645 | 25.418 | 1'25.330 | 243,0 | 14:12'09.287 | | | | | | | | |
| 9 | 22.549 | 17.788 | 19.905 | 25.498 | 1'25.740 | 245,8 | 14:13'35.027 | | | | | | | | |
| 10 | 22.547 | 17.768 | 19.661 | 25.382 | 1'25.358 | 245,8 | 14:15'00.385 | | | | | | | | |
| 11 | 22.479 | 17.744 | 19.624 | 25.367 | 1'25.214 | 245,2 | 14:16'25.599 | | | | | | | | |
| 12 | 22.363 | 17.779 | 19.689 | 25.570 | 1'25.401 | 245,2 | 14:17'51.000 | | | | | | | | |
| 13 | 22.381 | 17.794 | 19.891 | 25.568 | 1'25.634 | 246,4 | 14:19'16.634 | | | | | | | | |
| 14 | 22.748 | 17.871 | 19.786 | 25.749 | 1'26.154 | 243,0 | 14:20'42.788 | | | | | | | | |
| 15 | 22.755 | 18.233 | 19.632 | 25.614 | 1'26.234 | 244,1 | 14:22'09.022 | | | | | | | | |
| 16 | 22.700 | 18.042 | 19.868 | 25.603 | 1'26.213 | 242,4 | 14:23'35.235 | | | | | | | | |
| 17 | 22.599 | 17.877 | 19.887 | 25.611 | 1'25.974 | 247,5 | 14:25'01.209 | | | | | | | | |
| 18 | 22.538 | 17.968 | 19.956 | 25.612 | 1'26.074 | 244,7 | 14:26'27.283 | | | | | | | | |
| 19 | 22.632 | 17.952 | 19.761 | 25.732 | 1'26.077 | 244,7 | 14:27'53.360 | | | | | | | | |
| 20 | 22.576 | 17.902 | 19.712 | 25.638 | 1'25.828 | 246,4 | 14:29'19.188 | | | | | | | | |
| 21 | 22.756 | 17.830 | 19.826 | 25.705 | 1'26.117 | 244,7 | 14:30'45.305 | | | | | | | | |
| 22 | 22.650 | 17.894 | 19.711 | 25.733 | 1'25.988 | 243,0 | 14:32'11.293 | | | | | | | | |
| 23 | 22.767 | 17.939 | 19.799 | 25.926 | 1'26.431 | 243,0 | 14:33'37.724 | | | | | | | | |
| 24 | 22.634 | 18.065 | 19.726 | 25.604 | 1'26.029 | 245,8 | 14:35'03.753 | | | | | | | | |
| 25 | 22.639 | 17.982 | 19.771 | 25.689 | 1'26.081 | 244,1 | 14:36'29.834 | | | | | | | | |
| | | | | | | | | RET 33 M. MELANDRI (1'23.760) | | | | | | | |
| | | | | | | | | Lap Seg.1 Seg.2 Seg.3 Seg.4 Lap Time km/h Local Time | | | | | | | |
| 1 | | 18.041 | 19.595 | 26.355 | 1'33.204 | | 14:01'59.940 | 1 | | 17.774 | 19.654 | 25.292 | 1'30.851 | 254,6 | 14:01'57.587 |
| 2 | 22.350 | 17.552 | 19.534 | 25.247 | 1'24.683 | 248,7 | 14:03'24.623 | 2 | 22.203 | 17.281 | 19.214 | 25.558 | 1'24.256 | 255,8 | 14:03'21.843 |
| 3 | 22.261 | 17.725 | 19.489 | 25.279 | 1'24.754 | 251,0 | 14:04'49.377 | 3 | 22.096 | 17.418 | 19.244 | 25.002 | 1'23.760 | 255,8 | 14:04'45.603 |
| 4 | 22.323 | 17.701 | 19.549 | 25.216 | 1'24.789 | 249,2 | 14:06'14.166 | | | | | | | | |
| 5 | 22.186 | 17.597 | 19.560 | 25.418 | 1'24.761 | 251,0 | 14:07'38.927 | | | | | | | | |
| 6 | 22.451 | 17.731 | 19.469 | 25.396 | 1'25.047 | 248,1 | 14:09'03.974 | | | | | | | | |
| 7 | 22.485 | 17.702 | 19.707 | 25.434 | 1'25.328 | 245,8 | 14:10'29.302 | | | | | | | | |
| 8 | 22.450 | 17.709 | 19.570 | 25.616 | 1'25.345 | 245,8 | 14:11'54.647 | | | | | | | | |
| 9 | 22.573 | 17.726 | 19.578 | 25.462 | 1'25.339 | 244,1 | 14:13'19.986 | | | | | | | | |
| 10 | 22.452 | 17.712 | 19.645 | 25.509 | 1'25.318 | 244,7 | 14:14'45.304 | | | | | | | | |
| 11 | 22.606 | 17.793 | 19.556 | 25.585 | 1'25.540 | 244,7 | 14:16'10.844 | | | | | | | | |
| 12 | 22.580 | 17.851 | 19.626 | 25.553 | 1'25.610 | 241,4 | 14:17'36.454 | | | | | | | | |
| 13 | 22.536 | 17.750 | 19.652 | 25.697 | 1'25.635 | 244,1 | 14:19'02.089 | | | | | | | | |
| 14 | 22.666 | 17.850 | 19.629 | 25.664 | 1'25.809 | 244,7 | 14:20'27.898 | | | | | | | | |
| 15 | 22.634 | 17.899 | 19.618 | 25.624 | 1'25.775 | 240,3 | 14:21'53.673 | | | | | | | | |
| 16 | 22.654 | 17.973 | 19.817 | 25.771 | 1'26.215 | 242,4 | 14:23'19.888 | | | | | | | | |
| 17 | 22.821 | 17.999 | 19.935 | 25.803 | 1'26.558 | 240,8 | 14:24'46.446 | | | | | | | | |
| 18 | 22.713 | 17.957 | 20.074 | 26.057 | 1'26.801 | 239,2 | 14:26'13.247 | | | | | | | | |
| 19 | 22.817 | 18.365 | 19.981 | 26.015 | 1'27.178 | 240,3 | 14:27'40.425 | | | | | | | | |
| 20 | 23.178 | 17.983 | 20.002 | 26.664 | 1'27.827 | 241,9 | 14:29'08.252 | | | | | | | | |
| 21 | 23.307 | 18.421 | 20.288 | 26.335 | 1'28.351 | 243,0 | 14:30'36.603 | | | | | | | | |
| 22 | 23.225 | 18.336 | 20.380 | 26.692 | 1'28.633 | 244,1 | 14:32'05.236 | | | | | | | | |
| 23 | 23.298 | 18.823 | 20.625 | 26.601 | 1'29.347 | 242,4 | 14:33'34.583 | | | | | | | | |
| 24 | 23.581 | 18.536 | 20.512 | 26.656 | 1'29.285 | 240,3 | 14:35'03.868 | | | | | | | | |
| 25 | 23.957 | 18.804 | 20.840 | 27.057 | 1'30.658 | 241,9 | 14:36'34.526 | | | | | | | | |

24/06/2018 P = Pits In/Out - C = Lap Time Cancelled

These data/results cannot be reproduced, stored and/or transmitted in whole or in part by any manner of electronic, mechanical, photocopying, recording, broadcasting or otherwise now known or herein after developed without the previous express consent by the copyright owner, except for reproduction in daily press and regular printed publications on sale to the public within 60 days of the event related to those data/results and always provided that copyright symbol appears together as follows below.

© DORNA WSBK ORGANIZATION Srl 2018