

GEICO U.S. Round, 22 - 24 June 2018

World Superbike - Free Practices Combined Results

WeatherTech Raceway 3.610 m

No.	Rider	Nat	Team	Bike	Class	FP1	FP2	FP3	Time	Gap	Rel.	Avg Laps
1	1 J. REA	GBR	Kawasaki Racing Team WorldSBK	Kawasaki ZX-10RR		1'23.393	1'23.104		1'23.104			156,382 35
2	33 M. MELANDRI	ITA	Aruba.it Racing - Ducati	Ducati Panigale R		1'23.489	1'23.729		1'23.489	0.385	0.385	155,661 36
3	66 T. SYKES	GBR	Kawasaki Racing Team WorldSBK	Kawasaki ZX-10RR		1'23.903	1'23.502		1'23.502	0.398	0.013	155,637 42
4	22 A. LOWES	GBR	Pata Yamaha Official WorldSBK Team	Yamaha YZF R1		1'23.979	1'23.837		1'23.837	0.733	0.335	155,015 40
5	50 E. LAVERTY	IRL	Milwaukee Aprilia	Aprilia RSV4 RF		1'23.844	1'23.893		1'23.844	0.740	0.007	155,002 37
6	81 J. TORRES	ESP	MV Agusta Reparto Corse	MV Agusta 1000 F4		1'24.415	1'23.869		1'23.869	0.765	0.025	154,956 42
7	7 C. DAVIES	GBR	Aruba.it Racing - Ducati	Ducati Panigale R		1'24.056	1'23.894		1'23.894	0.790	0.025	154,910 34
8	12 X. FORES	ESP	Barni Racing Team	Ducati Panigale R	IND	1'24.484	1'24.033		1'24.033	0.929	0.139	154,654 37
9	32 L. SAVADORI	ITA	Milwaukee Aprilia	Aprilia RSV4 RF		1'24.844	1'24.057		1'24.057	0.953	0.024	154,609 38
10	60 M. VAN DER MARK	NED	Pata Yamaha Official WorldSBK Team	Yamaha YZF R1		1'24.106	1'24.478		1'24.106	1.002	0.049	154,519 39
11	76 L. BAZ	FRA	GULF ALTHEA BMW Racing Team	BMW S 1000 RR		1'25.040	1'24.175		1'24.175	1.071	0.069	154,393 36
12	2 L. CAMIER	GBR	Red Bull Honda World Superbike Team	Honda CBR1000RR		1'24.379	1'24.312		1'24.312	1.208	0.137	154,142 39
13	57 J. HERRIN	USA	Attack 2Wheel Legal Yamaha	Yamaha YZF R1	IND	1'24.456	1'24.802		1'24.456	1.352	0.144	153,879 37
14	36 L. MERCADO	ARG	Orelac Racing VerdNatura	Kawasaki ZX-10RR	IND	1'25.111	1'24.500		1'24.500	1.396	0.044	153,799 39
15	45 J. GAGNE	USA	Red Bull Honda World Superbike Team	Honda CBR1000RR		1'24.564	1'24.592		1'24.564	1.460	0.064	153,682 36
16	54 T. RAZGATLIOGLU	TUR	Kawasaki Puccetti Racing	Kawasaki ZX-10RR	IND	1'25.170	1'24.581		1'24.581	1.477	0.017	153,652 43
17	40 R. RAMOS	ESP	Team GoEleven Kawasaki	Kawasaki ZX-10RR	IND	1'24.651	1'24.916		1'24.651	1.547	0.070	153,524 34
18	99 P. JACOBSEN	USA	TripleM Honda World Superbike Team	Honda CBR1000RR	IND	1'26.320	1'24.974		1'24.974	1.870	0.323	152,941 42
19	68 Y. HERNANDEZ	COL	Team Pedercini Racing	Kawasaki ZX-10RR	IND	1'25.537	1'25.187		1'25.187	2.083	0.213	152,558 40
20	98 K. HANIKA	CZE	Guandalini Racing	Yamaha YZF R1	IND	1'26.585	1'25.424		1'25.424	2.320	0.237	152,135 38

22/06/2018

These data/results cannot be reproduced, stored and/or transmitted in whole or in part by any manner of electronic, mechanical, photocopying, recording, broadcasting or otherwise now known or herein after developed without the previous express consent by the copyright owner, except for reproduction in daily press and regular printed publications on sale to the public within 60 days of the event related to those data/results and always provided that copyright symbol appears together as follows below.

© DORNA WSBK ORGANIZATION Srl 2018

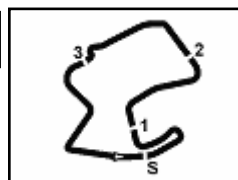
PIRELLI PERUGIA TIMING



Official Tyre Supplier



Official Timekeeper



GEICO U.S. Round, 22 - 24 June 2018 World Superbike - Results Free Practice 2nd Session

WeatherTech Raceway 3.610 m

1 / 2

No.	Rider	Nat	Team	Bike	Class	Time	Gap	Rel.	Laps	Speed	
										Avg	Max
1	1 J. REA	GBR	Kawasaki Racing Team WorldSBK	Kawasaki ZX-10RR		1'23.104			20	156,382	253,4
2	66 T. SYKES	GBR	Kawasaki Racing Team WorldSBK	Kawasaki ZX-10RR		1'23.502	0.398	0.398	22	155,637	252,8
3	33 M. MELANDRI	ITA	Aruba.it Racing - Ducati	Ducati Panigale R		1'23.729	0.625	0.227	17	155,215	252,2
4	22 A. LOWES	GBR	Pata Yamaha Official WorldSBK Team	Yamaha YZF R1		1'23.837	0.733	0.108	22	155,015	252,8
5	81 J. TORRES	ESP	MV Agusta Reparto Corse	MV Agusta 1000 F4		1'23.869	0.765	0.032	22	154,956	250,4
6	50 E. LAVERTY	IRL	Milwaukee Aprilia	Aprilia RSV4 RF		1'23.893	0.789	0.024	18	154,912	253,4
7	7 C. DAVIES	GBR	Aruba.it Racing - Ducati	Ducati Panigale R		1'23.894	0.790	0.001	17	154,910	254,0
8	12 X. FORES	ESP	Barni Racing Team	Ducati Panigale R	IND	1'24.033	0.929	0.139	21	154,654	249,8
9	32 L. SAVADORI	ITA	Milwaukee Aprilia	Aprilia RSV4 RF		1'24.057	0.953	0.024	20	154,609	251,6
10	76 L. BAZ	FRA	GULF ALTHEA BMW Racing Team	BMW S 1000 RR		1'24.175	1.071	0.118	17	154,393	248,7
11	2 L. CAMIER	GBR	Red Bull Honda World Superbike Team	Honda CBR1000RR		1'24.312	1.208	0.137	20	154,142	248,7
12	60 M. VAN DER MARK	NED	Pata Yamaha Official WorldSBK Team	Yamaha YZF R1		1'24.478	1.374	0.166	21	153,839	250,4
13	36 L. MERCADO	ARG	Orelac Racing VerdNatura	Kawasaki ZX-10RR	IND	1'24.500	1.396	0.022	22	153,799	251,0
14	54 T. RAZGATLIOGLU	TUR	Kawasaki Puccetti Racing	Kawasaki ZX-10RR	IND	1'24.581	1.477	0.081	20	153,652	251,6
15	45 J. GAGNE	USA	Red Bull Honda World Superbike Team	Honda CBR1000RR		1'24.592	1.488	0.011	17	153,632	248,1
16	57 J. HERRIN	USA	Attack 2Wheel Legal Yamaha	Yamaha YZF R1	IND	1'24.802	1.698	0.210	21	153,251	248,1
17	40 R. RAMOS	ESP	Team GoEleven Kawasaki	Kawasaki ZX-10RR	IND	1'24.916	1.812	0.114	14	153,045	244,7
18	99 P. JACOBSEN	USA	TripleM Honda World Superbike Team	Honda CBR1000RR	IND	1'24.974	1.870	0.058	21	152,941	249,8
19	68 Y. HERNANDEZ	COL	Team Pedercini Racing	Kawasaki ZX-10RR	IND	1'25.187	2.083	0.213	23	152,558	248,7
20	98 K. HANIKA	CZE	Guandalini Racing	Yamaha YZF R1	IND	1'25.424	2.320	0.237	21	152,135	238,7

Qualifying Lap Time (107% of 1'23.104): 1'28.922

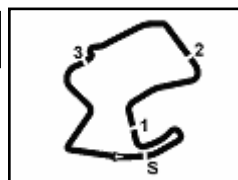
AIR	Humidity:	58%	Temp:	21°C
TRACK	Condition:	Dry	Temp:	43°C

Records	Pole (SP2)	2014 T.Sykes	1'21.811	158,850	Km/h
	Race (RC2)	2017 J.Rea	1'23.275	156,060	Km/h
	Circuit (SP2)	2014 T.Sykes	1'21.811	158,850	Km/h

Start End The results are provisional until the end of the time limit for protests and appeals
22/06/2018 12:30 13:25 and the completion of the technical checks.

These data/results cannot be reproduced, stored and/or transmitted in whole or in part by any manner of electronic, mechanical, photocopying, recording, broadcasting or otherwise now known or herein after developed without the previous express consent by the copyright owner, except for reproduction in daily press and regular printed publications on sale to the public within 60 days of the event related to those data/results and always provided that copyright symbol appears together as follows below.

© DORNA WSBK ORGANIZATION Srl 2018


GEICO U.S. Round, 22 - 24 June 2018
World Superbike - Results Free Practice 2nd Session
Session Highlights

Local Time	No. Rider	Description
12.30.00		Start
12.30.10		WorldSBK Pit Intervention Time: 1m 19secs
12.37.51	33 M. MELANDRI	Crashed - Turn 8
12.38.55	33 M. MELANDRI	Re-joined
12.51.19	76 L. BAZ	Crashed - Turn 2
12.51.43	76 L. BAZ	Re-joined
12.57.21	40 R. RAMOS	Crashed - Turn 3
12.57.54		RED FLAG
13.12.00		Session Restart
13.15.53	45 J. GAGNE	Crashed - Turn 3
13.17.04	32 L. SAVADORI	Lap Cancelled (1'28.844) - Exceeded Track Limits - Turn 8
13.25.50		End Of Session

Fastest Laps Sequence

No.	Rider	Nat	Team	Bike	Local Time	Time	Gap	Avg
1	J. REA	GBR	Kawasaki Racing Team WorldSBK	Kawasaki ZX-10RR	12:33'10.768	1'23.412		155,805
1	J. REA	GBR	Kawasaki Racing Team WorldSBK	Kawasaki ZX-10RR	12:34'33.872	1'23.104	-0.308	156,382

22/06/2018 Start End The results are provisional until the end of the time limit for protests and appeals
 12:30 13:25 and the completion of the technical checks.

These data/results cannot be reproduced, stored and/or transmitted in whole or in part by any manner of electronic, mechanical, photocopying, recording, broadcasting or otherwise now known or herein after developed without the previous express consent by the copyright owner, except for reproduction in daily press and regular printed publications on sale to the public within 60 days of the event related to those data/results and always provided that copyright symbol appears together as follows below.

© DORNA WSBK ORGANIZATION Srl 2018


GEICO U.S. Round, 22 - 24 June 2018
World Superbike - Best Sectors & Speed Free Practice 2nd Session

WeatherTech Raceway 3.610 m

BEST LAP			
1	1 J. REA	Kawasaki ZX-10RR	1'23.104
2	66 T. SYKES	Kawasaki ZX-10RR	1'23.502
3	33 M. MELANDRI	Ducati Panigale R	1'23.729
4	22 A. LOWES	Yamaha YZF R1	1'23.837
5	81 J. TORRES	MV Augusta 1000 F4	1'23.869
6	50 E. LAVERTY	Aprilia RSV4 RF	1'23.893
7	7 C. DAVIES	Ducati Panigale R	1'23.894
8	12 X. FORES	Ducati Panigale R	1'24.033
9	32 L. SAVADORI	Aprilia RSV4 RF	1'24.057
10	76 L. BAZ	BMW S 1000 RR	1'24.175
11	2 L. CAMIER	Honda CBR1000RR	1'24.312
12	60 M. VAN DER MARK	Yamaha YZF R1	1'24.478
13	36 L. MERCADO	Kawasaki ZX-10RR	1'24.500
14	54 T. RAZGATLIOGLU	Kawasaki ZX-10RR	1'24.581
15	45 J. GAGNE	Honda CBR1000RR	1'24.592
16	57 J. HERRIN	Yamaha YZF R1	1'24.802
17	40 R. RAMOS	Kawasaki ZX-10RR	1'24.916
18	99 P. JACOBSEN	Honda CBR1000RR	1'24.974
19	68 Y. HERNANDEZ	Kawasaki ZX-10RR	1'25.187
20	98 K. HANIKA	Yamaha YZF R1	1'25.424

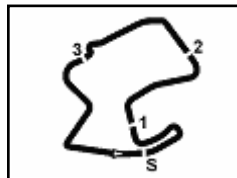
SPEED			
1	7 C. DAVIES	Ducati Panigale R	254,0
2	50 E. LAVERTY	Aprilia RSV4 RF	253,4
3	1 J. REA	Kawasaki ZX-10RR	253,4
4	22 A. LOWES	Yamaha YZF R1	252,8
5	66 T. SYKES	Kawasaki ZX-10RR	252,8
6	33 M. MELANDRI	Ducati Panigale R	252,2
7	32 L. SAVADORI	Aprilia RSV4 RF	251,6
8	54 T. RAZGATLIOGLU	Kawasaki ZX-10RR	251,6
9	36 L. MERCADO	Kawasaki ZX-10RR	251,0
10	81 J. TORRES	MV Augusta 1000 F4	250,4
11	60 M. VAN DER MARK	Yamaha YZF R1	250,4
12	99 P. JACOBSEN	Honda CBR1000RR	249,8
13	12 X. FORES	Ducati Panigale R	249,8
14	68 Y. HERNANDEZ	Kawasaki ZX-10RR	248,7
15	76 L. BAZ	BMW S 1000 RR	248,7
16	2 L. CAMIER	Honda CBR1000RR	248,7
17	45 J. GAGNE	Honda CBR1000RR	248,1
18	57 J. HERRIN	Yamaha YZF R1	248,1
19	40 R. RAMOS	Kawasaki ZX-10RR	244,7
20	98 K. HANIKA	Yamaha YZF R1	238,7

SEG. 1			SEG. 2			SEG. 3			SEG. 4		
1	1 J. REA	21.818	1	1 J. REA	17.277	1	22 A. LOWES	19.177	1	1 J. REA	24.719
2	50 E. LAVERTY	21.920	2	33 M. MELANDRI	17.340	2	66 T. SYKES	19.187	2	66 T. SYKES	24.851
3	7 C. DAVIES	21.964	3	66 T. SYKES	17.406	3	33 M. MELANDRI	19.194	3	50 E. LAVERTY	24.990
4	33 M. MELANDRI	21.992	4	32 L. SAVADORI	17.409	4	1 J. REA	19.222	4	22 A. LOWES	25.006
5	66 T. SYKES	21.998	5	7 C. DAVIES	17.422	5	12 X. FORES	19.239	5	33 M. MELANDRI	25.011
6	22 A. LOWES	22.056	6	50 E. LAVERTY	17.434	6	32 L. SAVADORI	19.254	6	81 J. TORRES	25.018
7	32 L. SAVADORI	22.060	7	76 L. BAZ	17.443	7	50 E. LAVERTY	19.265	7	7 C. DAVIES	25.025
8	81 J. TORRES	22.060	8	22 A. LOWES	17.447	8	81 J. TORRES	19.275	8	12 X. FORES	25.038
9	76 L. BAZ	22.062	9	12 X. FORES	17.468	9	7 C. DAVIES	19.314	9	60 M. VAN DER MARK	25.120
10	2 L. CAMIER	22.095	10	81 J. TORRES	17.476	10	54 T. RAZGATLIOGLU	19.349	10	32 L. SAVADORI	25.151
11	12 X. FORES	22.118	11	45 J. GAGNE	17.507	11	36 L. MERCADO	19.386	11	2 L. CAMIER	25.185
12	54 T. RAZGATLIOGLU	22.148	12	2 L. CAMIER	17.518	12	76 L. BAZ	19.416	12	54 T. RAZGATLIOGLU	25.208
13	45 J. GAGNE	22.189	13	60 M. VAN DER MARK	17.527	13	40 R. RAMOS	19.418	13	76 L. BAZ	25.254
14	36 L. MERCADO	22.211	14	36 L. MERCADO	17.529	14	45 J. GAGNE	19.433	14	45 J. GAGNE	25.263
15	60 M. VAN DER MARK	22.216	15	57 J. HERRIN	17.530	15	2 L. CAMIER	19.465	15	57 J. HERRIN	25.290
16	57 J. HERRIN	22.291	16	40 R. RAMOS	17.532	16	60 M. VAN DER MARK	19.469	16	36 L. MERCADO	25.292
17	40 R. RAMOS	22.317	17	54 T. RAZGATLIOGLU	17.565	17	57 J. HERRIN	19.477	17	99 P. JACOBSEN	25.393
18	68 Y. HERNANDEZ	22.338	18	99 P. JACOBSEN	17.616	18	99 P. JACOBSEN	19.505	18	40 R. RAMOS	25.433
19	98 K. HANIKA	22.421	19	98 K. HANIKA	17.640	19	68 Y. HERNANDEZ	19.652	19	68 Y. HERNANDEZ	25.448
20	99 P. JACOBSEN	22.454	20	68 Y. HERNANDEZ	17.671	20	98 K. HANIKA	19.781	20	98 K. HANIKA	25.453

22/06/2018

These data/results cannot be reproduced, stored and/or transmitted in whole or in part by any manner of electronic, mechanical, photocopying, recording, broadcasting or otherwise now known or herein after developed without the previous express consent by the copyright owner, except for reproduction in daily press and regular printed publications on sale to the public within 60 days of the event related to those data/results and always provided that copyright symbol appears together as follows below.

© DORNA WSBK ORGANIZATION Srl 2018


GEICO U.S. Round, 22 - 24 June 2018
World Superbike - Ideal Times Free Practice 2nd Session

WeatherTech Raceway 3.610 m

No.	Rider	Nat	Bike	Seg. 1	Seg. 2	Seg. 3	Seg. 4	Ideal Time		
				Diff. 1	Diff. 2	Diff. 3	Diff. 4	Best Lap	Pos.	Diff.
1	1 J. REA	GBR	Kawasaki ZX-10RR	21.818	17.277	19.222 0.005	24.719 0.063	1'23.036	1	0.068
2	66 T. SYKES	GBR	Kawasaki ZX-10RR	21.998 0.034	17.406 0.006	19.187	24.851 0.020	1'23.442 1'23.502	2	0.060
3	33 M. MELANDRI	ITA	Ducati Panigale R	21.992 0.068	17.340	19.194 0.070	25.011 0.054	1'23.537 1'23.729	3	0.192
4	50 E. LAVERTY	IRL	Aprilia RSV4 RF	21.920 0.201	17.434 0.012	19.265 0.071	24.990	1'23.609 1'23.893	6	0.284
5	22 A. LOWES	GBR	Yamaha YZF R1	22.056 0.103	17.447 0.018	19.177 0.030	25.006	1'23.686 1'23.837	4	0.151
6	7 C. DAVIES	GBR	Ducati Panigale R	21.964	17.422 0.079	19.314 0.024	25.025 0.066	1'23.725 1'23.894	7	0.169
7	81 J. TORRES	ESP	MV Agusta 1000 F4	22.060 0.040	17.476	19.275	25.018	1'23.829 1'23.869	5	0.040
8	12 X. FORES	ESP	Ducati Panigale R	22.118	17.468 0.076	19.239	25.038 0.094	1'23.863 1'24.033	8	0.170
9	32 L. SAVADORI	ITA	Aprilia RSV4 RF	22.060	17.409 0.084	19.254	25.151 0.099	1'23.874 1'24.057	9	0.183
10	76 L. BAZ	FRA	BMW S 1000 RR	22.062	17.443	19.416	25.254	1'24.175 1'24.175	10	
11	2 L. CAMIER	GBR	Honda CBR1000RR	22.095	17.518	19.465 0.003	25.185 0.046	1'24.263 1'24.312	11	0.049
12	54 T. RAZGATLIOGLU	TUR	Kawasaki ZX-10RR	22.148 0.171	17.565 0.044	19.349	25.208 0.096	1'24.270 1'24.581	14	0.311
13	60 M. VAN DER MARK	NED	Yamaha YZF R1	22.216 0.003	17.527 0.006	19.469 0.060	25.120 0.077	1'24.332 1'24.478	12	0.146
14	45 J. GAGNE	USA	Honda CBR1000RR	22.189 0.036	17.507 0.111	19.433	25.263 0.053	1'24.392 1'24.592	15	0.200
15	36 L. MERCADO	ARG	Kawasaki ZX-10RR	22.211	17.529 0.055	19.386	25.292 0.027	1'24.418 1'24.500	13	0.082
16	57 J. HERRIN	USA	Yamaha YZF R1	22.291	17.530	19.477 0.185	25.290 0.029	1'24.588 1'24.802	16	0.214
17	40 R. RAMOS	ESP	Kawasaki ZX-10RR	22.317 0.016	17.532 0.189	19.418 0.011	25.433	1'24.700 1'24.916	17	0.216
18	99 P. JACOBSEN	USA	Honda CBR1000RR	22.454	17.616	19.505	25.393 0.006	1'24.968 1'24.974	18	0.006
19	68 Y. HERNANDEZ	COL	Kawasaki ZX-10RR	22.338	17.671 0.008	19.652 0.068	25.448 0.002	1'25.109 1'25.187	19	0.078
20	98 K. HANIKA	CZE	Yamaha YZF R1	22.421 0.086	17.640 0.020	19.781 0.023	25.453	1'25.295 1'25.424	20	0.129
Overall Ideal Time				21.818	17.277	19.177	24.719	1'22.991		

22/06/2018

These data/results cannot be reproduced, stored and/or transmitted in whole or in part by any manner of electronic, mechanical, photocopying, recording, broadcasting or otherwise now known or herein after developed without the previous express consent by the copyright owner, except for reproduction in daily press and regular printed publications on sale to the public within 60 days of the event related to those data/results and always provided that copyright symbol appears together as follows below.

© DORNA WSBK ORGANIZATION Srl 2018

FIAT PERUGIA TIMING


Official Tyre Supplier



Official Timekeeper

GEICO U.S. Round, 22 - 24 June 2018
World Superbike - Chronological Analysis Free Practice 2nd Session

WeatherTech Raceway 3.610 m

1° J. REA (1'23.104)

Lap	Seg.1	Seg.2	Seg.3	Seg.4	Lap Time	km/h	Local Time
1							12:30'01.004
2	39.804	19.271	21.078	26.199	1'46.352P		12:31'47.356
3	22.003	17.403	19.287	24.719	1'23.412	250,4	12:33'10.768
4	21.818	17.277	19.227	24.782	1'23.104	251,6	12:34'33.872
5	21.867	17.362	19.279	24.795	1'23.303	252,8	12:35'57.175
6	21.898	17.375	19.281	24.987	1'23.541	251,6	12:37'20.716
7	21.926	17.308	19.316	24.960	1'23.510	249,8	12:38'44.226
8	21.847	17.320	19.222	24.913	1'23.302	252,2	12:40'07.528
9	21.981	17.344	19.355	24.957	1'23.637	251,6	12:41'31.165
10	21.879	17.354	19.300	24.996	1'23.529	251,0	12:42'54.694
11	22.090	17.383	19.363	25.066	1'23.902	251,0	12:44'18.596
12	21.987	17.340	19.309	25.091	1'23.727	249,8	12:45'42.323
13	22.041	17.446	19.419	25.130	1'24.036	249,8	12:47'06.359
14	22.125	17.381	19.358	25.109	1'23.973	249,2	12:48'30.332
15	22.136	17.443	20.267	25'53.964	26'53.810P	253,4	13:15'24.142
16	39.203	17.975	20.060	25.758	1'42.996P		13:17'07.138
17	22.214	17.482	19.383	25.089	1'24.168	249,2	13:18'31.306
18	22.181	17.504	19.251	24.941	1'23.877	248,7	13:19'55.183
19	22.096	17.430	19.252	25.066	1'23.844	249,2	13:21'19.027
20	22.110	17.435	19.396	24.970	1'23.911	248,7	13:22'42.938
21	22.103	17.497	19.237	25.073	1'23.910	251,0	13:24'06.848

13	22.613	18.914	19.716	25.623	1'26.866	249,8	13:16'59.268
14	22.029	17.485	19.485	25.011	1'24.010	251,0	13:18'23.278
15	21.992	17.436	19.411	25.324	1'24.163	251,0	13:19'47.441
16	22.163	17.471	19.396	25.166	1'24.196	250,4	13:21'11.637
17	22.179	19.437	22.070	26.140	1'29.826	250,4	13:22'41.463
18	22.068	19.603	20.154	25.341	1'27.166	252,2	13:24'08.629

2° 66 T. SYKES (1'23.502)

Lap	Seg.1	Seg.2	Seg.3	Seg.4	Lap Time	km/h	Local Time
1							12:30'39.534
2	42.818	18.592	20.996	26.130	1'48.536P		12:32'28.070
3	22.373	17.581	19.530	25.037	1'24.521	248,1	12:33'52.591
4	22.125	17.406	19.581	24.851	1'23.963	248,1	12:35'16.554
5	22.032	17.412	19.187	24.871	1'23.502	250,4	12:36'40.056
6	22.669	17.795	21.174	26.447	1'28.085	252,2	12:38'08.141
7	22.193	17.530	20.075	25.607	1'25.405	250,4	12:39'33.546
8	22.109	17.505	19.309	24.945	1'23.868	247,5	12:40'57.414
9	22.019	18.842	20.704	25.395	1'26.960	250,4	12:42'24.374
10	21.998	17.442	19.310	24.977	1'23.727	250,4	12:43'48.101
11	22.757	17.693	19.960	25.237	1'25.647	252,8	12:45'13.748
12	22.170	17.473	19.280	25.056	1'23.979	249,8	12:46'37.727
13	22.871	17.572	19.922	8'02.719	9'03.084P	248,1	12:55'40.811
14	40.965	18.051	19.911	25.585	1'44.512P		12:57'25.323
15	22.122	18.971	21.773	14'00.871	15'03.737P	247,5	13:12'29.060
16	41.292	18.147	20.113	25.319	1'44.871P		13:14'13.931
17	22.276	17.937	19.934	25.499	1'25.646	245,8	13:15'39.577
18	22.231	17.658	19.539	25.771	1'25.199	248,1	13:17'04.776
19	22.223	17.617	19.399	25.007	1'24.246	248,1	13:18'29.022
20	26.129	18.162	20.013	25.261	1'29.565	243,6	13:19'58.587
21	22.110	17.653	19.926	25.313	1'25.002	248,1	13:21'23.589
22	22.264	17.590	19.350	25.050	1'24.254	248,1	13:22'47.843
23	22.111	17.470	19.236	25.025	1'23.842	247,5	13:24'11.685

4° 22 A. LOWES (1'23.837)

Lap	Seg.1	Seg.2	Seg.3	Seg.4	Lap Time	km/h	Local Time
1							12:30'14.331
2	44.417	19.826	20.901	25.690	1'50.834P		12:32'05.165
3	22.478	17.726	19.474	25.167	1'24.845	247,5	12:33'30.010
4	22.261	17.621	19.354	25.074	1'24.310	246,4	12:34'54.320
5	22.056	17.594	19.246	25.282	1'24.178	248,1	12:36'18.498
6	22.241	17.557	19.427	25.248	1'24.473	251,0	12:37'42.971
7	26.560	18.221	20.479	25.961	1'31.221	252,8	12:39'14.192
8	22.592	17.649	19.340	25.244	1'24.825	241,4	12:40'39.017
9	22.329	17.529	19.332	25.112	1'24.302	247,5	12:42'03.319
10	26.270	20.832	21.504	8'59.220	10'07.826P	241,4	12:52'11.145
11	44.297	18.264	19.854	25.324	1'47.739P		12:53'58.884
12	22.365	17.606	19.513	25.348	1'24.832	248,7	12:55'23.716
13	22.371	17.600	19.399	25.307	1'24.677	248,7	12:56'48.393
14	22.243	17.577	19.329	25.270	1'24.419C	245,2	12:58'12.812
15	30.373	19.147	21.530	13'17.228	14'28.278P	192,6	13:12'41.090
16	47.115	19.105	22.042	25.892	1'54.154P		13:14'35.244
17	22.331	17.447	19.335	25.056	1'24.169	245,8	13:15'59.413
18	22.133	17.524	19.414	25.158	1'24.229	248,7	13:17'23.642
19	22.159	17.465	19.207	25.006	1'23.837	248,7	13:18'47.479
20	28.990	18.891	19.751	25.364	1'32.996	249,8	13:20'20.475
21	22.200	17.532	19.419	25.167	1'24.318	248,7	13:21'44.793
22	22.185	17.486	19.177	25.221	1'24.069	249,2	13:23'08.862
23	22.320	17.515	19.280	25.114	1'24.229	251,6	13:24'33.091

3° 33 M. MELANDRI (1'23.729)

Lap	Seg.1	Seg.2	Seg.3	Seg.4	Lap Time	km/h	Local Time
1							12:30'33.945
2	44.442	18.745	20.676	26.382	1'50.245P		12:32'24.190
3	22.308	17.531	19.716	25.638	1'25.193	248,1	12:33'49.383
4	22.112	17.372	19.194	25.192	1'23.870	246,9	12:35'13.253
5	22.060	17.340	19.264	25.065	1'23.729	252,2	12:36'36.982
6	22.072	17.446			16'32.536P	249,2	12:53'09.518
7	41.518	18.460	20.471	26.206	1'46.655P		12:54'56.173
8	22.398	17.624	19.816	25.376	1'25.214	248,7	12:56'21.387
9	21.995	17.526	19.314	25.218	1'24.053	251,6	12:57'45.440
10	22.346	20.629	22.272	13'31.569	14'36.816P	248,7	13:12'22.256
11	40.792	18.569	20.570	25.867	1'45.798P		13:14'08.054
12	22.165	17.565	19.374	25.244	1'24.348	251,6	13:15'32.402

5° 81 J. TORRES (1'23.869)

Lap	Seg.1	Seg.2	Seg.3	Seg.4	Lap Time	km/h	Local Time
1							12:30'07.773
2	40.880	18.733	20.638	26.173	1'46.424P		12:31'54.197
3	23.051	17.880	19.842	25.422	1'26.195	219,5	12:33'20.392
4	22.729	17.777	19.666	25.513	1'25.685	246,9	12:34'46.077
5	22.305	17.678	19.492	25.270	1'24.745	246,4	12:36'10.822
6	22.367	17.733	19.637	3'23.931	4'23.668P	246,9	12:40'34.490
7	40.376	18.367	20.044	26.707	1'45.494P		12:42'19.984
8	22.489	17.789	19.728	25.512	1'25.518	244,1	12:43'45.502
9	22.304	17.616	19.512	25.436	1'24.868	245,8	12:45'10.370
10	22.279	17.640	19.466	25.371	1'24.756	245,2	12:46'35.126
11	22.321	17.643	19.531	4'19.802	5'19.297P	241,9	12:51'54.423
12	40.338	18.173	19.881	25.526	1'43.918P		12:53'38.341
13	22.442	17.759	19.745	25.473	1'25.419	245,2	12:55'03.760
14	22.269	17.617	19.684	25.542	1'25.112	246,9	12:56'28.872
15	22.367	17.844	19.785	15'10.946	16'10.942P	248,1	13:12'39.814
16	40.667	19.120	20.941	28.346	1'49.074P		13:14'28.888
17	22.315	17.521	19.582	25.045	1'24.463	246,9	13:15'53.351
18	22.178	17.510	19.399	25.091	1'24.178	247,5	13:17'17.529
19	22.123	17.510	19.439	25.050	1'24.122	250,4	13:18'41.651
20	22.100	17.476	19.275	25.018	1'23.869	248,1	13:20'05.520
21	22.148	17.546	19.412	25.229	1'24.335	248,1	13:21'29.855
22	22.103	17.564	19.353	25.267	1'24.287	248,1	13:22'54.142
23	22.060	17.522	19.291	25.324	1'24.197	248,1	13:24'18.339

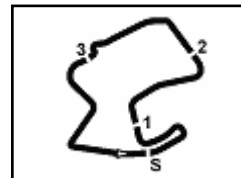
6° 50 E. LAVERTY (1'23.893)

Lap	Seg.1	Seg.2	Seg.3	Seg.4	Lap Time	km/h	Local Time
1							12:29'55.548
2	45.729	19.076	21.657	26.917	1'53.379P		12:31'48.927
3	22.230	17.549	19.467	25.074	1'24.320	249,8	12:33'13.247

22/06/2018 P = Pits In/Out - C = Lap Time Cancelled

These data/results cannot be reproduced, stored and/or transmitted in whole or in part by any manner of electronic, mechanical, photocopying, recording, broadcasting or otherwise now known or herein after developed without the previous express consent by the copyright owner, except for reproduction in daily press and regular printed publications on sale to the public within 60 days of the event related to those data/results and always provided that copyright symbol appears together as follows below.

© DORNA WSBK ORGANIZATION Srl 2018



GEICO U.S. Round, 22 - 24 June 2018

World Superbike - Chronological Analysis Free Practice 2nd Session

WeatherTech Raceway 3.610 m

2 / 4

7°							32 L. SAVADORI (1'24.057)								
Lap	Seg.1	Seg.2	Seg.3	Seg.4	Lap Time	km/h	Local Time	Lap	Seg.1	Seg.2	Seg.3	Seg.4	Lap Time	km/h	Local Time
4	21.920	17.434	19.522	25.801	1'24.677	253,4	12:34'37.924	1							
5	21.989	17.452	19.456	25.291	1'24.188	251,6	12:36'02.112	2	51.686	19.064	21.846	29.799	2'02.395P	241,9	12:31'52.145
6	22.070	17.575	19.757	25.129	1'24.531	249,8	12:37'26.643	3	22.270	17.740	19.553	25.371	1'24.934	240,3	12:33'17.079
7	22.233	17.634	19.703	8'37.051	9'36.621P	251,6	12:47'03.264	4	29.011	23.480	20.499	25.192	1'38.182	240,3	12:34'55.261
8	41.684	19.186	20.403	25.997	1'47.270P		12:48'50.534	5	22.060	17.493	19.254	25.250	1'24.057	246,4	12:36'19.318
9	22.452	17.770	19.436	25.266	1'24.924	247,5	12:50'15.458	6	22.125	17.434	19.419	25.151	1'24.129	249,2	12:37'43.447
10	22.230	17.560	19.454	25.225	1'24.469	247,5	12:51'39.927	7	22.286	17.428	19.548	25.491	1'24.753	251,6	12:39'08.200
11	22.130	17.579	19.424	25.334	1'24.467	250,4	12:53'04.394	8	22.661	17.508	19.662	28.828	1'28.659	231,9	12:40'36.859
12	22.324	17.802	19.719	17'52.228	18'52.073P	248,7	13:11'56.467	9	22.231	17.409	19.567	25.297	1'24.504	245,8	12:42'01.363
13	45.305	18.536	19.771	25.722	1'49.334P		13:13'45.801	10	24.441	18.165	20.283	11'20.145	12'23.034P	239,2	12:42'24.397
14	22.295	17.563	19.377	25.154	1'24.389	245,8	13:15'10.190	11	41.525	18.177	19.788	25.962	1'45.452P		12:56'09.849
15	22.111	17.545	19.465	25.230	1'24.351	246,9	13:16'34.541	12	22.229	17.461	19.329	25.208	1'24.227	244,7	12:57'34.076
16	22.175	17.515	19.366	2'20.279	3'19.365P	247,5	13:19'53.906	13	22.042	20.154	22.538	13'19.413	14'24.147P	248,1	13:11'58.223
17	42.910	19.573	20.794	25.788	1'49.065P		13:21'42.971	14	56.323	21.320	21.491	26.387	2'05.521P		13:14'03.744
18	22.129	17.498	19.265	25.922	1'23.914	248,1	13:23'06.885	15	22.224	17.544	19.439	25.179	1'24.386	245,8	13:15'28.130
19	22.121	17.446	19.336	24.900	1'23.893	249,8	13:24'30.778	16	22.743	17.655	22.326	26.120	1'28.844C	238,1	13:16'56.974
20								17	22.196	17.554	19.650	25.333	1'24.733	246,9	13:18'21.707
21								18	22.339	17.463	19.443	25.318	1'24.563	244,7	13:19'46.270
22								19	22.284	17.497	19.435	25.458	1'24.674	246,4	13:21'10.944
								20	22.463	17.723	19.816	26.067	1'26.069	245,2	13:22'37.013
								21	22.318	17.556	19.709	25.297	1'24.880	245,8	13:24'01.893

7°							7 C. DAVIES (1'23.894)								
Lap	Seg.1	Seg.2	Seg.3	Seg.4	Lap Time	km/h	Local Time	Lap	Seg.1	Seg.2	Seg.3	Seg.4	Lap Time	km/h	Local Time
1							12:30'29.986	1							
2	42.747	18.785	20.283	25.685	1'47.500P		12:32'17.486	2	43.823	19.038	21.825	26.651	1'51.337P		12:31'49.064
3	22.037	17.521	19.591	25.198	1'24.347	250,4	12:33'41.833	3	22.345	17.532	19.835	25.375	1'25.087	242,4	12:33'14.151
4	21.964	17.501	19.338	25.091	1'23.894	251,0	12:35'05.727	4	22.293	17.669	19.740	25.466	1'25.168	246,4	12:34'39.319
5	22.058	17.475	19.507	25.146	1'24.186	250,4	12:36'29.913	5	22.316	17.592	19.803	25.547	1'25.258	245,2	12:36'04.577
6	22.041	17.505	19.368	25.025	1'23.939	252,2	12:37'53.852	6	22.366	17.670	20.388	25.537	1'25.961	245,2	12:37'30.538
7	21.984	17.422	19.523	26.458	1'25.387	252,2	12:39'19.239	7	22.429	18.995	23.531	10'26.002	11'30.957P	241,9	12:49'01.495
8	22.058	17.603	19.314	25.106	1'24.081	251,0	12:40'43.320	8	40.897	18.141	20.099	27.187	1'46.324P		12:50'47.819
9	24.019	18.224	19.809	25.909	1'27.961	252,8	12:42'11.281	9	1'11.096	22.545	22.128	19'15.195	21'10.964P	243,0	13:11'58.783
10	22.009	17.955	19.646	7'09.417	8'09.027P	252,2	12:50'20.308	10	42.470	19.199	20.119	26.044	1'47.832P		13:13'46.615
11	40.872	18.124	20.108	27.021	1'46.125P		12:52'06.433	11	22.062	17.443	19.416	25.254	1'24.175	244,7	13:15'10.790
12	22.214	18.896	20.704	25.271	1'27.085	251,6	12:53'33.518	12	22.235	17.494	19.647	27.055	1'26.431	248,7	13:16'37.221
13	22.135	17.764	19.315	25.109	1'24.323	252,8	12:54'57.841	13	22.429	17.600	19.612	25.256	1'24.897	243,0	13:18'02.118
14	23.595	20.884	22.478	16'39.021	17'45.978P	254,0	13:12'43.819	14	22.354	17.554	19.666	25.334	1'24.908	244,7	13:19'27.026
15	40.214	18.888	20.059	25.270	1'44.431P		13:14'28.250	15	22.472	17.689	22.964	31.714	1'34.839	242,4	13:21'01.865
16	22.072	17.605	19.338	25.204	1'24.219	249,8	13:15'52.469	16	22.561	17.830	19.936	25.467	1'25.794	240,3	13:22'27.659
17	22.118	17.550	19.382	25.195	1'24.245	250,4	13:17'16.714	17	26.135	20.637	20.296	25.671	1'32.739	246,4	13:24'00.398
18	26.082	19.723	21.903	26.231	1'33.939	249,8	13:18'50.653	18	22.460	17.611	19.879	25.557	1'25.507	243,6	13:25'25.905

8°							12 X. FORES (1'24.033)								
Lap	Seg.1	Seg.2	Seg.3	Seg.4	Lap Time	km/h	Local Time	Lap	Seg.1	Seg.2	Seg.3	Seg.4	Lap Time	km/h	Local Time
1							12:30'07.012	1							
2	40.863	18.632	20.671	26.112	1'46.278P		12:31'53.290	2	41.176	19.611	21.277	4'13.162	5'35.226P		12:35'44.858
3	22.658	17.758	19.617	25.472	1'25.505	245,2	12:33'18.795	3	42.878	24.330	20.547	25.662	1'53.417P		12:37'38.275
4	28.382	17.700	19.541	25.457	1'31.080	243,6	12:34'49.870	4	22.429	17.616	19.789	25.288	1'25.122	245,2	12:39'03.397
5	22.346	17.528	19.805	25.726	1'25.405	244,1	12:36'15.280	5	22.288	17.877	20.170	28.553	1'28.888	244,7	12:40'32.285
6	22.702	17.586	19.460	25.469	1'25.217	243,0	12:37'40.497	6	22.338	17.663	19.634	25.185	1'24.820	245,2	12:41'57.105
7	22.382	17.518	19.604	25.142	1'24.646	241,9	12:39'05.143	7	22.095	17.518	19.468	25.231	1'24.312	243,6	12:43'21.417
8	22.222	17.569	19.460	25.261	1'24.512	245,8	12:40'29.655	8	22.151	17.579	19.465	25.258	1'24.453	243,6	12:44'45.870
9	22.555	23.771	23.435	8'18.566	9'28.327P	246,4	12:49'57.982	9	22.148	17.576	19.502	25.350	1'24.576	246,4	12:46'10.446
10	40.854	17.970	19.646	25.423	1'43.893P		12:51'41.875	10	22.339	17.560	19.532	25.277	1'24.708	241,9	12:47'35.154
11	22.332	17.646	19.468	25.258	1'24.704	246,4	12:53'06.579	11	22.338	18.793	20.457	25.310	1'26.898	244,1	12:49'02.052
12	22.237	17.520	19.430	25.255	1'24.442	245,8	12:54'31.021	12	22.248	17.696	19.657	22'01.066	23'00.667P	246,4	13:12'02.719
13	22.289	17.599	19.366	25.296	1'24.550	242,4	12:55'55.571	13	40.805	18.252	20.138	26.138	1'45.333P		13:13'48.052
14	22.720	19.806	22.968	15'35.946	16'41.440P	246,4	13:12'37.011	14	22.530	20.483	20.233	25.571	1'28.817	248,1	13:15'16.869
15	41.731	21.926	24.201	25.490	1'53.348P		13:14'30.359	15	22.330	17.655	19.656	25.308	1'24.949	244,7	13:16'41.818
16	22.341	17.657	19.437	25.090	1'24.525	245,2	13:15'54.884	16	22.322	17.692	19.531	25.263	1'24.808	246,4	13:18'06.626
17	22.239	17.537	19.416	25.038	1'24.230	249,2	13:17'19.114	17	22.287	17.612	19.540	25.334	1'24.773	245,8	13:19'31.399
18	22.287	17.468	19.311	25.109	1'24.175	244,7	13:18'43.289								
19	22.118	17.544	19.239	25.132	1'24.033	248,1	13:20'07.322								
20	22.271	18.957	23.515	25.290	1'30.033	246,9	13:21'37.355								
21	22.257	17.504	19.383	25.111	1'24.255	249,8	13:23'01.610								
22	22.187	17.495	19.281	25.173	1'24.136	247,5	13:24'25.746								

22/06/2018 P = Pits In/Out - C = Lap Time Cancelled

These data/results cannot be reproduced, stored and/or transmitted in whole or in part by any manner of electronic, mechanical, photocopying, recording, broadcasting or otherwise now known or herein after developed without the previous express consent by the copyright owner, except for reproduction in daily press and regular printed publications on sale to the public within 60 days of the event related to those data/results and always provided that copyright symbol appears together as follows below.

© DORNA WSBK ORGANIZATION Srl 2018

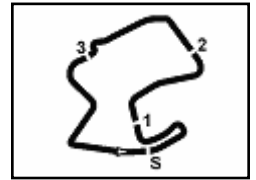
FKR PERUGIA TIMING



Official Tyre Supplier



Official Timekeeper



GEICO U.S. Round, 22 - 24 June 2018 World Superbike - Chronological Analysis Free Practice 2nd Session

WeatherTech Raceway 3.610 m

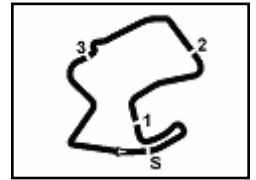
3 / 4

12° 60 M. VAN DER MARK (1'24.478)															
Lap	Seg.1	Seg.2	Seg.3	Seg.4	Lap Time	km/h	Local Time								
1							12:30'02.476								
2	41.230	18.555	20.782	26.314	1'46.881P	246,9	12:31'49.357	13	43.390	19.228	20.359	19'43.809			
3	22.620	17.718	19.667	25.209	1'25.214	248,1	12:33'14.571	14	23.405	18.291	19.942	25.992			
4	22.579	17.689	19.866	25.227	1'25.361	250,4	12:34'39.932	15	23.237	17.821	19.550	26.643			
5	22.353	17.537	19.588	25.226	1'24.704	248,1	12:36'04.636	16	22.517	18.088	23.029	25.512			
6	22.613	17.553	19.941	25.379	1'25.486	238,7	12:37'30.122	17	22.320	17.625	19.607	25.267			
7	22.300	17.577	19.747	25.433	1'25.057	247,5	12:38'55.179	18	22.285	17.645	19.436	25.343			
8	22.299	17.633	19.725	25.383	1'25.040	248,1	12:40'20.219	19	22.346	17.565	19.368	25.318			
9	23.180	17.772	19.823	5'56.092	6'56.867P	239,7	12:47'17.086	20	22.319	17.609	19.349	25.304			
10	41.309	18.018	19.674	25.531	1'44.532P		12:49'01.618	21	22.553	17.749	19.496	25.503			
11	22.467	17.527	19.493	25.469	1'24.956	237,6	12:50'26.574	15° 45 J. GAGNE (1'24.592)							
12	22.296	17.618	19.545	25.267	1'24.726	244,7	12:51'51.300	Lap	Seg.1	Seg.2	Seg.3	Seg.4	Lap Time	km/h	Local Time
13	23.929	18.554	20.330	19'07.332	20'10.145P	244,1	13:12'01.445	1	2	39.998	18.142	20.462	26.395	1'44.997P	12:30'06.029
14	40.841	18.360	20.418	26.296	1'45.915P		13:13'47.360	2	39.998	18.142	20.462	26.395	1'44.997P	12:31'51.026	
15	22.250	17.555	19.498	25.469	1'24.772	248,1	13:15'12.132	3	22.370	17.596	19.650	25.346	1'24.962	248,1	12:33'15.988
16	22.216	17.697	19.471	25.189	1'24.573	245,8	13:16'36.705	4	22.220	17.507	19.535	25.408	1'24.670	246,4	12:34'40.658
17	22.280	17.629	19.485	25.240	1'24.634	244,7	13:18'01.339	5	22.346	17.581	19.520	25.409	1'24.856	248,1	12:36'05.514
18	22.261	17.611	19.469	25.292	1'24.633	245,2	13:19'25.972	6	22.304	17.562	19.772	25.402	1'25.040	245,2	12:37'30.554
19	22.254	17.606	19.477	25.197	1'24.534	243,6	13:20'50.506	7	27.384	20.314	20.656	25.350	1'33.704	242,4	12:39'04.258
20	22.230	17.636	19.547	25.299	1'24.712	246,4	13:22'15.218	8	22.189	17.540	19.958	33.731	1'33.418	247,5	12:40'37.676
21	22.336	17.557	19.593	25.120	1'24.606	246,9	13:23'39.824	9	22.235	17.576	19.634	5'33.839	6'33.284P	246,9	12:47'10.960
22	22.219	17.533	19.529	25.197	1'24.478	245,2	13:25'04.302	10	41.278	18.221	20.204	25.749	1'45.452P	247,5	12:48'56.412
								11	22.402	17.606	19.556	25.384	1'24.948	240,3	12:50'21.360
								12	22.395	17.571	19.497	25.263	1'24.726	241,4	12:51'46.086
								13	23.136	19.151	19.883	25.480	1'27.650	244,7	12:53'13.736
								14	22.225	17.618	19.433	25.316	1'24.592	247,5	12:54'38.328
								15	22.417	17.671	19.556	25.445	1'25.089	245,2	12:56'03.417
								16	24.891	18.317	19.868	14'55.451	15'58.527P	238,1	13:12'01.944
								17	42.194	18.116	20.410	26.253	1'46.973P	13:13'48.917	
								18	22.396	17.624	19.549	29.256	1'28.825	246,9	13:15'17.742
								16° 57 J. HERRIN (1'24.802)							
								Lap	Seg.1	Seg.2	Seg.3	Seg.4	Lap Time	km/h	Local Time
								1	2	47.708	18.693	19.996	25.421	1'51.818P	12:30'09.364
								2	22.291	17.530	19.662	25.319	1'24.802	245,8	12:32'01.182
								3	22.683	18.075	20.018	25.499	1'26.275	245,2	12:33'25.984
								4	22.379	17.698	19.589	25.409	1'25.075	243,6	12:36'17.334
								5	22.453	17.644	19.550	25.548	1'25.195	244,7	12:37'42.529
								6	22.382	17.714	19.683	25.662	1'25.441	248,1	12:39'07.970
								7	22.492	17.751	19.647	25.565	1'25.455	245,2	12:40'33.425
								8	24.502	18.108	19.956	25.896	1'28.462	247,5	12:42'01.887
								9	22.556	17.800	19.891	25.914	1'26.161	244,7	12:43'28.048
								10	22.514	17.744	19.930	8'54.368	9'54.556P	242,4	12:53'22.604
								11	42.723	18.435	19.966	25.635	1'46.759P	12:55'09.363	
								12	22.566	18.341	19.829	25.607	1'26.343	242,4	12:56'35.706
								13	22.352	17.769	19.668	25.704	1'25.493C	243,0	12:58'01.199
								14	25.276	21.797	24.482	12'45.661	13'57.216P	221,4	13:11'58.415
								15	43.268	18.845	19.863	26.358	1'48.334P	13:13'46.749	
								16	22.398	18.371	19.861	2'14.616	3'15.246P	246,9	13:17'01.995
								17	41.541	17.955	19.635	25.428	1'44.559P	13:18'46.554	
								18	22.391	17.630	19.477	25.337	1'24.835	245,2	13:20'11.389
								19	22.418	17.617	19.560	25.290	1'24.885	246,9	13:21'36.274
								20	24.668	18.210	19.737	25.610	1'28.225	245,2	13:23'04.499
								21	22.505	17.592	19.539	25.578	1'25.214	245,8	13:24'29.713
								17° 40 R. RAMOS (1'24.916)							
								Lap	Seg.1	Seg.2	Seg.3	Seg.4	Lap Time	km/h	Local Time

22/06/2018 P = Pits In/Out - C = Lap Time Cancelled

These data/results cannot be reproduced, stored and/or transmitted in whole or in part by any manner of electronic, mechanical, photocopying, recording, broadcasting or otherwise now known or herein after developed without the previous express consent by the copyright owner, except for reproduction in daily press and regular printed publications on sale to the public within 60 days of the event related to those data/results and always provided that copyright symbol appears together as follows below.

© DORNA WSBK ORGANIZATION Srl 2018



GEICO U.S. Round, 22 - 24 June 2018 World Superbike - Chronological Analysis Free Practice 2nd Session

WeatherTech Raceway 3.610 m

4 / 4

1								12:30'01.710	22	22.523	17.919	19.823	25.720	1'25.985	243,6	13:20'56.242
2	41.272	18.473	21.146	26.991	1'47.882P			12:31'49.592	23	22.678	17.710	19.892	25.593	1'25.873	243,0	13:22'22.115
3	22.655	17.691	19.711	25.520	1'25.577	238,7		12:33'15.169	24	22.543	17.824	20.313	25.755	1'26.435	244,7	13:23'48.550
4	22.317	17.786	19.708	25.458	1'25.269	244,7		12:34'40.438								
5	22.960	17.740	19.517	25.665	1'25.882	241,4		12:36'06.320								
6	25.827	17.770	19.418	27.444	1'30.459	204,4		12:37'36.779								
7	22.389	17.532	19.650	25.446	1'25.017	240,3		12:39'01.796								
8	22.472	17.763	19.695	25.582	1'25.512	240,3		12:40'27.308								
9	25.020	21.460	21.662	28.736	1'36.878	241,4		12:42'04.186								
10	23.135	17.853	20.049	6'16.378	7'17.415P	226,0		12:49'21.601								
11	40.230	18.293	20.009	25.648	1'44.180P			12:51'05.781								
12	22.349	17.777	19.552	25.438	1'25.116	241,4		12:52'30.897								
13	22.458	17.692	19.439	25.654	1'25.243	239,2		12:53'56.140								
14	22.574	17.721	21.090	26.598	1'27.983	241,9		12:55'24.123								
15	22.333	17.721	19.429	25.433	1'24.916	243,0		12:56'49.039								

20° 98 K. HANIKA (1'25.424)

Lap	Seg.1	Seg.2	Seg.3	Seg.4	Lap Time	km/h	Local Time
1							12:30'05.652
2	41.149	19.363	21.333	26.555	1'48.400P		12:31'54.052
3	23.575	17.996	20.254	25.925	1'27.750	214,3	12:33'21.802
4	23.071	17.748	20.030	26.000	1'26.849	222,3	12:34'48.651
5	22.927	17.752	20.082	25.595	1'26.356	230,9	12:36'15.007
6	23.221	17.725	19.904	25.593	1'26.443	226,5	12:37'41.450
7	22.719	17.786	20.219	25.913	1'26.637	231,4	12:39'08.087
8	23.134	17.825	20.049	25.523	1'26.531	228,5	12:40'34.618
9	22.559	17.828	19.817	25.486	1'25.690	234,5	12:42'00.308
10	26.235	18.910	20.110	7'43.823	8'49.078P	233,5	12:50'49.386
11	40.621	18.740	21.734	26.049	1'47.144P		12:52'36.530
12	22.603	17.700	20.129	25.729	1'26.161	231,9	12:54'02.691
13	22.553	17.640	19.781	25.527	1'25.501	230,9	12:55'28.192
14	22.421	17.687	19.855	25.493	1'25.456	236,5	12:56'53.648
15	22.700	17.836	19.905	16'41.037	17'41.478P	234,5	13:14'35.126
16	41.189	18.804	20.726	26.903	1'47.622P		13:16'22.748
17	23.054	17.816	20.044	25.678	1'26.592	227,0	13:17'49.340
18	22.707	17.695	19.852	25.553	1'25.807	232,4	13:19'15.147
19	22.733	17.663	19.842	25.545	1'25.783	233,5	13:20'40.930
20	22.586	17.666	19.870	25.494	1'25.616	235,5	13:22'06.546
21	22.507	17.660	19.804	25.453	1'25.424	238,7	13:23'31.970
22	22.563	17.728	20.281	25.819	1'26.391	237,6	13:24'58.361

18° 99 P. JACOBSEN (1'24.974)

Lap	Seg.1	Seg.2	Seg.3	Seg.4	Lap Time	km/h	Local Time
1							12:29'42.625
2	1'01.143	18.751	20.876	26.491	2'07.261P		12:31'49.886
3	23.143	17.848	20.017	25.509	1'26.517	229,9	12:33'16.403
4	22.676	17.634	19.709	25.393	1'25.412	249,8	12:34'41.815
5	22.703	17.987	19.735	25.565	1'25.990	248,7	12:36'07.805
6	22.795	17.855	19.704	25.621	1'25.975	246,4	12:37'33.780
7	22.790	17.751	19.935	25.769	1'26.245	247,5	12:39'00.025
8	24.707	18.099	22.665	8'27.132	9'32.603P	239,2	12:48'32.628
9	42.099	18.416	20.404	25.950	1'46.869P		12:50'19.497
10	22.790	17.811	19.790	25.782	1'26.173	245,8	12:51'45.670
11	22.740	17.820	19.747	25.663	1'25.970	244,1	12:53'11.640
12	22.844	17.972	19.806	25.731	1'26.353	242,4	12:54'37.993
13	23.275	17.875	20.158	16'25.114	17'26.422P	241,4	13:12'04.415
14	40.873	18.444	20.432	25.625	1'45.374P		13:13'49.789
15	22.454	17.616	19.505	25.399	1'24.974	244,7	13:15'14.763
16	22.782	17.696	19.713	25.718	1'25.909	239,2	13:16'40.672
17	22.547	17.618	19.587	25.401	1'25.153	248,1	13:18'05.825
18	24.739	18.049	19.920	25.676	1'28.384	241,9	13:19'34.209
19	22.667	17.680	19.634	25.628	1'25.609	248,1	13:20'59.818
20	23.099	18.245	21.912	28.594	1'31.850	241,4	13:22'31.668
21	22.730	17.634	19.691	25.732	1'25.787	244,1	13:23'57.455
22	24.309	18.038	20.020	25.651	1'28.018	244,1	13:25'25.473

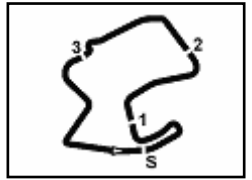
19° 68 Y. HERNANDEZ (1'25.187)

Lap	Seg.1	Seg.2	Seg.3	Seg.4	Lap Time	km/h	Local Time
1							12:30'02.172
2	41.363	18.897	21.226	26.492	1'47.978P		12:31'50.150
3	22.965	18.147	19.997	25.657	1'26.766	243,0	12:33'16.916
4	22.632	17.797	19.975	25.448	1'25.852	243,6	12:34'42.768
5	22.602	17.806	19.971	25.535	1'25.914	242,4	12:36'08.682
6	22.621	17.784	19.762	25.491	1'25.658	244,1	12:37'34.340
7	22.657	17.845	19.912	25.695	1'26.109	243,6	12:39'00.449
8	24.730	18.225	20.076	7'21.210	8'24.241P	246,4	12:47'24.690
9	40.057	18.411	20.309	25.825	1'44.602P		12:49'09.292
10	22.746	17.826	20.801	33.324	1'34.697	241,4	12:50'43.989
11	22.695	17.797	19.909	25.722	1'26.123	244,7	12:52'10.112
12	22.532	17.748	19.808	25.541	1'25.629	243,0	12:53'35.741
13	22.532	17.685	19.652	25.502	1'25.371	244,1	12:55'01.112
14	22.457	17.725	19.882	25.652	1'25.716	247,5	12:56'26.828
15	25.054	17.815	19.808	27.272	1'29.949C	239,2	12:57'56.777
16	23.092	18.385	22.128	13'01.017	14'04.622P	243,6	13:12'01.399
17	41.442	18.432	20.300	26.119	1'46.293P		13:13'47.692
18	22.587	17.767	19.856	25.898	1'26.108	248,7	13:15'13.800
19	22.417	17.671	20.140	25.530	1'25.758	244,1	13:16'39.558
20	22.338	17.679	19.720	25.450	1'25.187	247,5	13:18'04.745
21	22.426	17.740	19.872	25.474	1'25.512	247,5	13:19'30.257

22/06/2018 P = Pits In/Out - C = Lap Time Cancelled

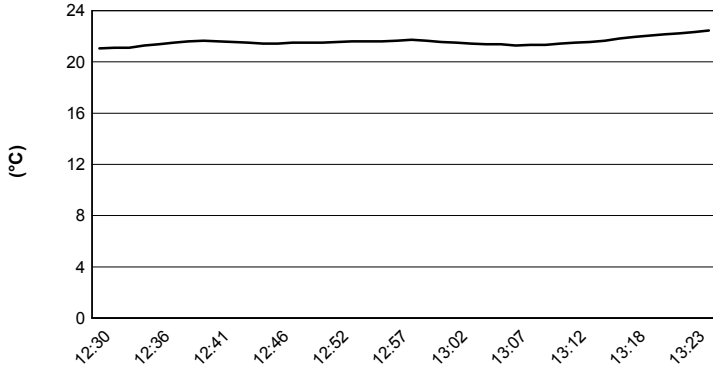
These data/results cannot be reproduced, stored and/or transmitted in whole or in part by any manner of electronic, mechanical, photocopying, recording, broadcasting or otherwise now known or herein after developed without the previous express consent by the copyright owner, except for reproduction in daily press and regular printed publications on sale to the public within 60 days of the event related to those data/results and always provided that copyright symbol appears together as follows below.

© DORNA WSBK ORGANIZATION Srl 2018

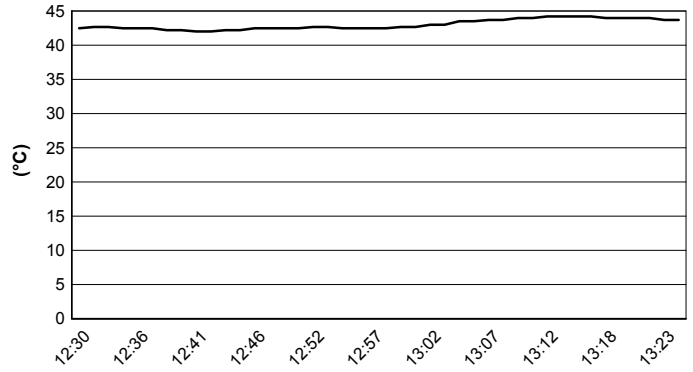


GEICO U.S. Round, 22 - 24 June 2018
World Superbike - Weather Report Free Practice 2nd Session
 Session started 12:30 - Session ended 13:25

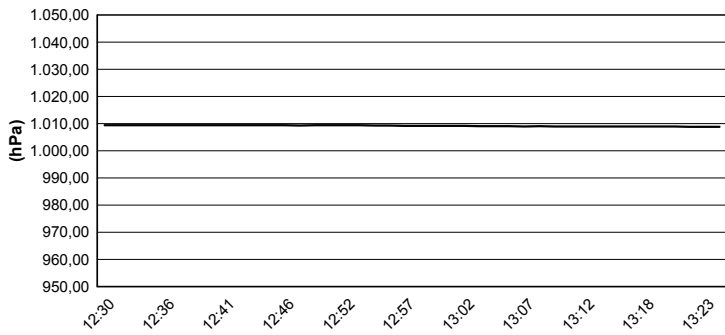
Air Temperature



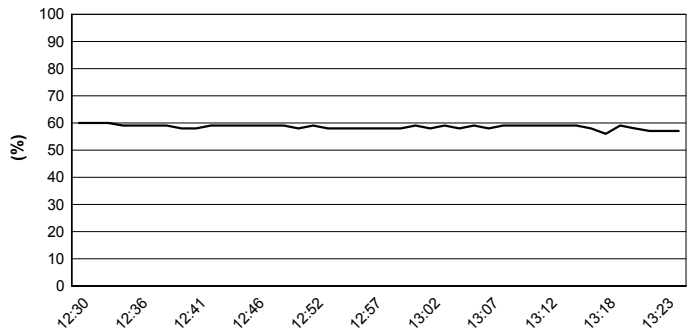
Track Temperature



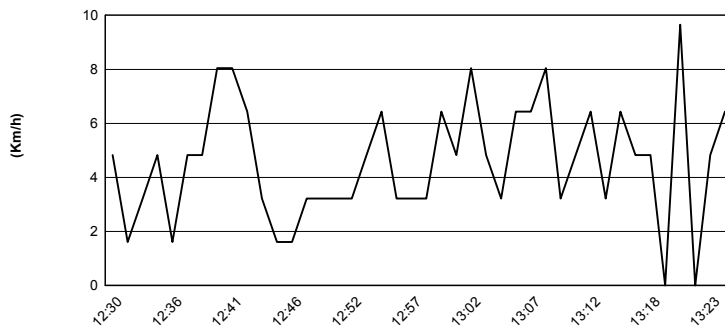
Air Pressure



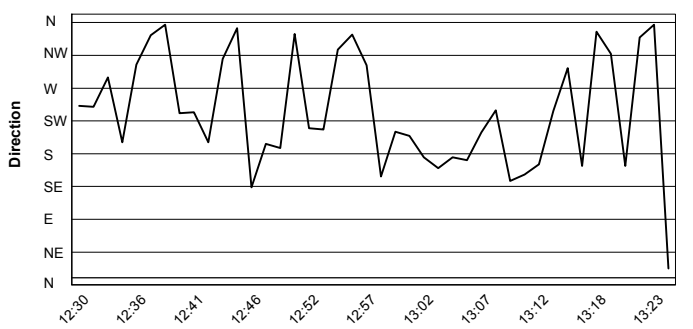
Humidity



Wind Speed



Wind Direction



22/06/2018

These data/results cannot be reproduced, stored and/or transmitted in whole or in part by any manner of electronic, mechanical, photocopying, recording, broadcasting or otherwise now known or herein after developed without the previous express consent by the copyright owner, except for reproduction in daily press and regular printed publications on sale to the public within 60 days of the event related to those data/results and always provided that copyright symbol appears together as follows below.

© DORNA WSBK ORGANIZATION Srl 2018