

## GEICO U.S. Round, 22 - 24 June 2018

### World Superbike - Free Practices Combined Results

WeatherTech Raceway 3.610 m

No.	Rider	Nat	Team	Bike	Class	FP1	FP2	FP3	Time	Gap	Rel.	Avg Laps
1	<b>1 J. REA</b>	GBR	Kawasaki Racing Team WorldSBK	Kawasaki ZX-10RR		1'23.393	<b>1'23.104</b>	1'23.174	<b>1'23.104</b>			156,382 45
2	<b>33 M. MELANDRI</b>	ITA	Aruba.it Racing - Ducati	Ducati Panigale R		1'23.489	1'23.729	<b>1'23.458</b>	<b>1'23.458</b>	0.354	0.354	155,719 50
3	<b>66 T. SYKES</b>	GBR	Kawasaki Racing Team WorldSBK	Kawasaki ZX-10RR		1'23.903	<b>1'23.502</b>	1'23.622	<b>1'23.502</b>	0.398	0.044	155,637 59
4	<b>32 L. SAVADORI</b>	ITA	Milwaukee Aprilia	Aprilia RSV4 RF		1'24.844	1'24.057	<b>1'23.510</b>	<b>1'23.510</b>	0.406	0.008	155,622 55
5	<b>50 E. LAVERTY</b>	IRL	Milwaukee Aprilia	Aprilia RSV4 RF		1'23.844	1'23.893	<b>1'23.586</b>	<b>1'23.586</b>	0.482	0.076	155,481 55
6	<b>7 C. DAVIES</b>	GBR	Aruba.it Racing - Ducati	Ducati Panigale R		1'24.056	1'23.894	<b>1'23.635</b>	<b>1'23.635</b>	0.531	0.049	155,389 49
7	<b>22 A. LOWES</b>	GBR	Pata Yamaha Official WorldSBK Team	Yamaha YZF R1		1'23.979	1'23.837	<b>1'23.687</b>	<b>1'23.687</b>	0.583	0.052	155,293 60
8	<b>2 L. CAMIER</b>	GBR	Red Bull Honda World Superbike Team	Honda CBR1000RR		1'24.379	1'24.312	<b>1'23.769</b>	<b>1'23.769</b>	0.665	0.082	155,141 58
9	<b>81 J. TORRES</b>	ESP	MV Agusta Reparto Corse	MV Agusta 1000 F4		1'24.415	<b>1'23.869</b>	1'23.949	<b>1'23.869</b>	0.765	0.100	154,956 62
10	<b>12 X. FORES</b>	ESP	Barni Racing Team	Ducati Panigale R	IND	1'24.484	<b>1'24.033</b>	1'24.047	<b>1'24.033</b>	0.929	0.164	154,654 57
11	<b>60 M. VAN DER MARK</b>	NED	Pata Yamaha Official WorldSBK Team	Yamaha YZF R1		<b>1'24.106</b>	1'24.478	1'24.714	<b>1'24.106</b>	1.002	0.073	154,519 55
12	<b>76 L. BAZ</b>	FRA	GULF ALTHEA BMW Racing Team	BMW S 1000 RR		1'25.040	<b>1'24.175</b>	1'24.528	<b>1'24.175</b>	1.071	0.069	154,393 56
13	<b>54 T. RAZGATLIOGLU</b>	TUR	Kawasaki Puccetti Racing	Kawasaki ZX-10RR	IND	1'25.170	1'24.581	<b>1'24.177</b>	<b>1'24.177</b>	1.073	0.002	154,389 60
14	<b>45 J. GAGNE</b>	USA	Red Bull Honda World Superbike Team	Honda CBR1000RR		1'24.564	1'24.592	<b>1'24.221</b>	<b>1'24.221</b>	1.117	0.044	154,308 54
15	<b>57 J. HERRIN</b>	USA	Attack 2Wheel Legal Yamaha	Yamaha YZF R1	IND	1'24.456	1'24.802	<b>1'24.264</b>	<b>1'24.264</b>	1.160	0.043	154,230 52
16	<b>36 L. MERCADO</b>	ARG	Orelac Racing VerdNatura	Kawasaki ZX-10RR	IND	1'25.111	1'24.500	<b>1'24.375</b>	<b>1'24.375</b>	1.271	0.111	154,027 58
17	<b>40 R. RAMOS</b>	ESP	Team GoEleven Kawasaki	Kawasaki ZX-10RR	IND	<b>1'24.651</b>	1'24.916		<b>1'24.651</b>	1.547	0.276	153,524 34
18	<b>99 P. JACOBSEN</b>	USA	TripleM Honda World Superbike Team	Honda CBR1000RR	IND	1'26.320	<b>1'24.974</b>	1'25.124	<b>1'24.974</b>	1.870	0.323	152,941 59
19	<b>98 K. HANIKA</b>	CZE	Guandalini Racing	Yamaha YZF R1	IND	1'26.585	1'25.424	<b>1'25.084</b>	<b>1'25.084</b>	1.980	0.110	152,743 56
20	<b>68 Y. HERNANDEZ</b>	COL	Team Pedercini Racing	Kawasaki ZX-10RR	IND	1'25.537	<b>1'25.187</b>	1'25.567	<b>1'25.187</b>	2.083	0.103	152,558 55

22/06/2018

These data/results cannot be reproduced, stored and/or transmitted in whole or in part by any manner of electronic, mechanical, photocopying, recording, broadcasting or otherwise now known or herein after developed without the previous express consent by the copyright owner, except for reproduction in daily press and regular printed publications on sale to the public within 60 days of the event related to those data/results and always provided that copyright symbol appears together as follows below.

© DORNA WSBK ORGANIZATION Srl 2018

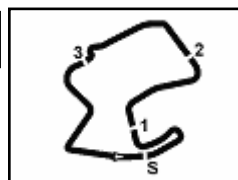
FIAT PERUGIA TIMING



Official Tyre Supplier



Official Timekeeper



## GEICO U.S. Round, 22 - 24 June 2018 World Superbike - Results Free Practice 3rd Session

WeatherTech Raceway 3.610 m

1 / 2

No.	Rider	Nat	Team	Bike	Class	Time	Gap	Rel.	Laps	Speed	
										Avg	Max
1	1 J. REA	GBR	Kawasaki Racing Team WorldSBK	Kawasaki ZX-10RR		<b>1'23.174</b>			10	156,251	<b>254,0</b>
2	33 M. MELANDRI	ITA	Aruba.it Racing - Ducati	Ducati Panigale R		<b>1'23.458</b>	0.284	0.284	14	155,719	<b>252,2</b>
3	32 L. SAVADORI	ITA	Milwaukee Aprilia	Aprilia RSV4 RF		<b>1'23.510</b>	0.336	0.052	17	155,622	<b>249,8</b>
4	50 E. LAVERTY	IRL	Milwaukee Aprilia	Aprilia RSV4 RF		<b>1'23.586</b>	0.412	0.076	18	155,481	<b>252,2</b>
5	66 T. SYKES	GBR	Kawasaki Racing Team WorldSBK	Kawasaki ZX-10RR		<b>1'23.622</b>	0.448	0.036	17	155,414	<b>252,2</b>
6	7 C. DAVIES	GBR	Aruba.it Racing - Ducati	Ducati Panigale R		<b>1'23.635</b>	0.461	0.013	15	155,389	<b>253,4</b>
7	22 A. LOWES	GBR	Pata Yamaha Official WorldSBK Team	Yamaha YZF R1		<b>1'23.687</b>	0.513	0.052	20	155,293	<b>252,8</b>
8	2 L. CAMIER	GBR	Red Bull Honda World Superbike Team	Honda CBR1000RR		<b>1'23.769</b>	0.595	0.082	19	155,141	<b>249,8</b>
9	81 J. TORRES	ESP	MV Agusta Reparto Corse	MV Agusta 1000 F4		<b>1'23.949</b>	0.775	0.180	20	154,808	<b>250,4</b>
10	12 X. FORES	ESP	Barni Racing Team	Ducati Panigale R	IND	<b>1'24.047</b>	0.873	0.098	20	154,628	<b>248,7</b>
11	54 T. RAZGATLIOGLU	TUR	Kawasaki Puccetti Racing	Kawasaki ZX-10RR	IND	<b>1'24.177</b>	1.003	0.130	17	154,389	<b>249,2</b>
12	45 J. GAGNE	USA	Red Bull Honda World Superbike Team	Honda CBR1000RR		<b>1'24.221</b>	1.047	0.044	18	154,308	<b>247,5</b>
13	57 J. HERRIN	USA	Attack 2Wheel Legal Yamaha	Yamaha YZF R1	IND	<b>1'24.264</b>	1.090	0.043	15	154,230	<b>248,1</b>
14	36 L. MERCADO	ARG	Orelac Racing VerdNatura	Kawasaki ZX-10RR	IND	<b>1'24.375</b>	1.201	0.111	19	154,027	<b>249,8</b>
15	76 L. BAZ	FRA	GULF ALTHEA BMW Racing Team	BMW S 1000 RR		<b>1'24.528</b>	1.354	0.153	20	153,748	<b>245,8</b>
16	60 M. VAN DER MARK	NED	Pata Yamaha Official WorldSBK Team	Yamaha YZF R1		<b>1'24.714</b>	1.540	0.186	16	153,410	<b>245,2</b>
17	98 K. HANIKA	CZE	Guandalini Racing	Yamaha YZF R1	IND	<b>1'25.084</b>	1.910	0.370	18	152,743	<b>239,2</b>
18	99 P. JACOBSEN	USA	TripleM Honda World Superbike Team	Honda CBR1000RR	IND	<b>1'25.124</b>	1.950	0.040	17	152,671	<b>245,8</b>
19	68 Y. HERNANDEZ	COL	Team Pedercini Racing	Kawasaki ZX-10RR	IND	<b>1'25.567</b>	2.393	0.443	15	151,881	<b>247,5</b>
----- Out 107% in this Session -----											
20	40 R. RAMOS	ESP	Team GoEleven Kawasaki	Kawasaki ZX-10RR	IND				0		

Qualifying Lap Time (107% of 1'23.174): 1'28.997

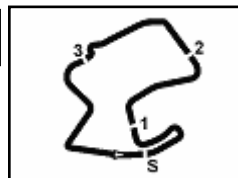
AIR	Humidity:	56%	Temp:	22°C
TRACK	Condition:	Dry	Temp:	43°C

Records	Pole (SP2)	2014 T.Sykes	1'21.811	158,850	Km/h
	Race (RC2)	2017 J.Rea	1'23.275	156,060	Km/h
	Circuit (SP2)	2014 T.Sykes	1'21.811	158,850	Km/h

Start                      End                      The results are provisional until the end of the time limit for protests and appeals  
22/06/2018              16:05                      16:46                      and the completion of the technical checks.

These data/results cannot be reproduced, stored and/or transmitted in whole or in part by any manner of electronic, mechanical, photocopying, recording, broadcasting or otherwise now known or herein after developed without the previous express consent by the copyright owner, except for reproduction in daily press and regular printed publications on sale to the public within 60 days of the event related to those data/results and always provided that copyright symbol appears together as follows below.

© DORNA WSBK ORGANIZATION Srl 2018



**GEICO U.S. Round, 22 - 24 June 2018**  
**World Superbike - Results Free Practice 3rd Session**

WeatherTech Raceway 3.610 m

2 / 2

**Session Highlights**

Local Time	No. Rider	Description
16.05.00		Start
16.05.05		WorldSBK Pit Intervention Time: 1m 19secs
16.07.28	<b>32 L. SAVADORI</b>	On the Gravel - Re-Joined - Turn 2
16.20.07	<b>1 J. REA</b>	Crashed - Turn 5
16.39.43	<b>68 Y. HERNANDEZ</b>	Current Lap Cancelled - Exceeded Track Limits - Turn 8
16.40.16	<b>12 X. FORES</b>	On the Gravel - Re-Joined - Turn 2
16.41.21	<b>32 L. SAVADORI</b>	On the Gravel - Re-Joined - Turn 8
16.42.23	<b>98 K. HANIKA</b>	Crashed - Turn 5
16.46.52		End Of Session

**Fastest Laps Sequence**

No. Rider	Nat	Team	Bike	Local Time	Time	Gap	Avg
<b>1 J. REA</b>	GBR	Kawasaki Racing Team WorldSBK	Kawasaki ZX-10RR	16:08'09.175	<b>1'23.502</b>		155.637
<b>1 J. REA</b>	GBR	Kawasaki Racing Team WorldSBK	Kawasaki ZX-10RR	16:09'32.349	<b>1'23.174</b>	-0.328	156.251

22/06/2018      Start      End      The results are provisional until the end of the time limit for protests and appeals  
 16:05      16:46      and the completion of the technical checks.

These data/results cannot be reproduced, stored and/or transmitted in whole or in part by any manner of electronic, mechanical, photocopying, recording, broadcasting or otherwise now known or herein after developed without the previous express consent by the copyright owner, except for reproduction in daily press and regular printed publications on sale to the public within 60 days of the event related to those data/results and always provided that copyright symbol appears together as follows below.

© DORNA WSBK ORGANIZATION Srl 2018




**GEICO U.S. Round, 22 - 24 June 2018**
**World Superbike - Best Sectors & Speed Free Practice 3rd Session**

WeatherTech Raceway 3.610 m

**BEST LAP**

1	1 J. REA	Kawasaki ZX-10RR	1'23.174
2	33 M. MELANDRI	Ducati Panigale R	1'23.458
3	32 L. SAVADORI	Aprilia RSV4 RF	1'23.510
4	50 E. LAVERTY	Aprilia RSV4 RF	1'23.586
5	66 T. SYKES	Kawasaki ZX-10RR	1'23.622
6	7 C. DAVIES	Ducati Panigale R	1'23.635
7	22 A. LOWES	Yamaha YZF R1	1'23.687
8	2 L. CAMIER	Honda CBR1000RR	1'23.769
9	81 J. TORRES	MV Agusta 1000 F4	1'23.949
10	12 X. FORES	Ducati Panigale R	1'24.047
11	54 T. RAZGATLIOGLU	Kawasaki ZX-10RR	1'24.177
12	45 J. GAGNE	Honda CBR1000RR	1'24.221
13	57 J. HERRIN	Yamaha YZF R1	1'24.264
14	36 L. MERCADO	Kawasaki ZX-10RR	1'24.375
15	76 L. BAZ	BMW S 1000 RR	1'24.528
16	60 M. VAN DER MARK	Yamaha YZF R1	1'24.714
17	98 K. HANIKA	Yamaha YZF R1	1'25.084
18	99 P. JACOBSEN	Honda CBR1000RR	1'25.124
19	68 Y. HERNANDEZ	Kawasaki ZX-10RR	1'25.567
20	40 R. RAMOS	Kawasaki ZX-10RR	

**SPEED**

1	1 J. REA	Kawasaki ZX-10RR	254,0
2	7 C. DAVIES	Ducati Panigale R	253,4
3	22 A. LOWES	Yamaha YZF R1	252,8
4	33 M. MELANDRI	Ducati Panigale R	252,2
5	66 T. SYKES	Kawasaki ZX-10RR	252,2
6	50 E. LAVERTY	Aprilia RSV4 RF	252,2
7	81 J. TORRES	MV Agusta 1000 F4	250,4
8	32 L. SAVADORI	Aprilia RSV4 RF	249,8
9	36 L. MERCADO	Kawasaki ZX-10RR	249,8
10	2 L. CAMIER	Honda CBR1000RR	249,8
11	54 T. RAZGATLIOGLU	Kawasaki ZX-10RR	249,2
12	12 X. FORES	Ducati Panigale R	248,7
13	57 J. HERRIN	Yamaha YZF R1	248,1
14	68 Y. HERNANDEZ	Kawasaki ZX-10RR	247,5
15	45 J. GAGNE	Honda CBR1000RR	247,5
16	76 L. BAZ	BMW S 1000 RR	245,8
17	99 P. JACOBSEN	Honda CBR1000RR	245,8
18	60 M. VAN DER MARK	Yamaha YZF R1	245,2
19	98 K. HANIKA	Yamaha YZF R1	239,2

**SEG. 1**

1	1 J. REA	21.769
2	7 C. DAVIES	21.848
3	32 L. SAVADORI	21.859
4	33 M. MELANDRI	21.931
5	50 E. LAVERTY	21.970
6	2 L. CAMIER	21.980
7	81 J. TORRES	22.003
8	66 T. SYKES	22.022
9	22 A. LOWES	22.053
10	54 T. RAZGATLIOGLU	22.116
11	76 L. BAZ	22.129
12	45 J. GAGNE	22.132
13	12 X. FORES	22.133
14	36 L. MERCADO	22.137
15	57 J. HERRIN	22.160
16	60 M. VAN DER MARK	22.270
17	98 K. HANIKA	22.378
18	68 Y. HERNANDEZ	22.404
19	99 P. JACOBSEN	22.503

**SEG. 2**

1	1 J. REA	17.274
2	32 L. SAVADORI	17.299
3	33 M. MELANDRI	17.343
4	2 L. CAMIER	17.388
5	57 J. HERRIN	17.389
6	50 E. LAVERTY	17.405
7	7 C. DAVIES	17.415
8	12 X. FORES	17.431
9	66 T. SYKES	17.446
10	22 A. LOWES	17.449
11	54 T. RAZGATLIOGLU	17.468
12	76 L. BAZ	17.488
13	81 J. TORRES	17.489
14	45 J. GAGNE	17.499
15	36 L. MERCADO	17.524
16	98 K. HANIKA	17.545
17	60 M. VAN DER MARK	17.582
18	99 P. JACOBSEN	17.610
19	68 Y. HERNANDEZ	17.628

**SEG. 3**

1	1 J. REA	19.099
2	22 A. LOWES	19.164
3	33 M. MELANDRI	19.170
4	2 L. CAMIER	19.246
5	7 C. DAVIES	19.258
6	66 T. SYKES	19.265
7	50 E. LAVERTY	19.277
8	32 L. SAVADORI	19.291
9	12 X. FORES	19.295
10	81 J. TORRES	19.313
11	54 T. RAZGATLIOGLU	19.326
12	57 J. HERRIN	19.331
13	45 J. GAGNE	19.362
14	60 M. VAN DER MARK	19.372
15	36 L. MERCADO	19.418
16	99 P. JACOBSEN	19.472
17	76 L. BAZ	19.481
18	98 K. HANIKA	19.672
19	68 Y. HERNANDEZ	19.710

**SEG. 4**

1	1 J. REA	24.794
2	66 T. SYKES	24.857
3	50 E. LAVERTY	24.871
4	22 A. LOWES	24.927
5	7 C. DAVIES	24.931
6	33 M. MELANDRI	24.945
7	2 L. CAMIER	24.958
8	32 L. SAVADORI	24.980
9	12 X. FORES	25.030
10	81 J. TORRES	25.035
11	45 J. GAGNE	25.141
12	60 M. VAN DER MARK	25.159
13	54 T. RAZGATLIOGLU	25.213
14	98 K. HANIKA	25.248
15	57 J. HERRIN	25.281
16	76 L. BAZ	25.285
17	36 L. MERCADO	25.296
18	99 P. JACOBSEN	25.335
19	68 Y. HERNANDEZ	25.348

22/06/2018

These data/results cannot be reproduced, stored and/or transmitted in whole or in part by any manner of electronic, mechanical, photocopying, recording, broadcasting or otherwise now known or herein after developed without the previous express consent by the copyright owner, except for reproduction in daily press and regular printed publications on sale to the public within 60 days of the event related to those data/results and always provided that copyright symbol appears together as follows below.

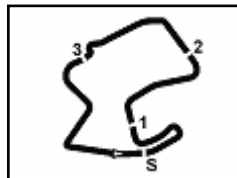
© DORNA WSBK ORGANIZATION Srl 2018

**FICR PERUGIA TIMING**


Official Tyre Supplier



Official Timekeeper


**GEICO U.S. Round, 22 - 24 June 2018**
**World Superbike - Ideal Times Free Practice 3rd Session**

WeatherTech Raceway 3.610 m

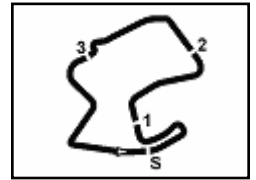
No.	Rider	Nat	Bike	Seg. 1	Seg. 2	Seg. 3	Seg. 4	Ideal Time		
				Diff. 1	Diff. 2	Diff. 3	Diff. 4	Best Lap	Pos.	Diff.
1	<b>1 J. REA</b>	GBR	Kawasaki ZX-10RR	<b>21.769</b> 0.123	<b>17.274</b>	<b>19.099</b>	<b>24.794</b> 0.115	<b>1'22.936</b> 1'23.174	2	0.238
2	<b>33 M. MELANDRI</b>	ITA	Ducati Panigale R	21.931	17.343	19.170	24.945 0.069	<b>1'23.389</b> 1'23.458	3	0.069
3	<b>32 L. SAVADORI</b>	ITA	Aprilia RSV4 RF	21.859	17.299	19.291 0.081	24.980	<b>1'23.429</b> 1'23.510	4	0.081
4	<b>7 C. DAVIES</b>	GBR	Ducati Panigale R	21.848 0.040	17.415 0.143	19.258	24.931	<b>1'23.452</b> 1'23.635	7	0.183
5	<b>50 E. LAVERTY</b>	IRL	Aprilia RSV4 RF	21.970	17.405	19.277 0.063	24.871	<b>1'23.523</b> 1'23.586	5	0.063
6	<b>2 L. CAMIER</b>	GBR	Honda CBR1000RR	21.980	17.388 0.002	19.246	24.958 0.195	<b>1'23.572</b> 1'23.769	9	0.197
7	<b>66 T. SYKES</b>	GBR	Kawasaki ZX-10RR	22.022	17.446	19.265	24.857 0.032	<b>1'23.590</b> 1'23.622	6	0.032
8	<b>22 A. LOWES</b>	GBR	Yamaha YZF R1	22.053	17.449 0.094	19.164	24.927	<b>1'23.593</b> 1'23.687	8	0.094
9	<b>81 J. TORRES</b>	ESP	MV Agusta 1000 F4	22.003 0.098	17.489 0.011	19.313	25.035	<b>1'23.840</b> 1'23.949	10	0.109
10	<b>12 X. FORES</b>	ESP	Ducati Panigale R	22.133 0.060	17.431	19.295 0.017	25.030 0.081	<b>1'23.889</b> 1'24.047	11	0.158
11	<b>54 T. RAZGATLIOGLU</b>	TUR	Kawasaki ZX-10RR	22.116 0.032	17.468	19.326 0.022	25.213	<b>1'24.123</b> 1'24.177	12	0.054
12	<b>45 J. GAGNE</b>	USA	Honda CBR1000RR	22.132	17.499	19.362	25.141 0.087	<b>1'24.134</b> 1'24.221	13	0.087
13	<b>57 J. HERRIN</b>	USA	Yamaha YZF R1	22.160	17.389	19.331	25.281 0.103	<b>1'24.161</b> 1'24.264	14	0.103
14	<b>36 L. MERCADO</b>	ARG	Kawasaki ZX-10RR	22.137	17.524	19.418	25.296	<b>1'24.375</b> 1'24.375	15	
15	<b>76 L. BAZ</b>	FRA	BMW S 1000 RR	22.129 0.103	17.488	19.481 0.042	25.285	<b>1'24.383</b> 1'24.528	16	0.145
16	<b>60 M. VAN DER MARK</b>	NED	Yamaha YZF R1	22.270 0.019	17.582 0.097	19.372 0.015	25.159 0.200	<b>1'24.383</b> 1'24.714	17	0.331
17	<b>98 K. HANIKA</b>	CZE	Yamaha YZF R1	22.378 0.079	17.545 0.052	19.672	25.248 0.110	<b>1'24.843</b> 1'25.084	18	0.241
18	<b>99 P. JACOBSEN</b>	USA	Honda CBR1000RR	22.503 0.127	17.610 0.077	19.472	25.335	<b>1'24.920</b> 1'25.124	19	0.204
19	<b>68 Y. HERNANDEZ</b>	COL	Kawasaki ZX-10RR	22.404 0.034	17.628 0.209	19.710 0.131	25.348 0.103	<b>1'25.090</b> 1'25.567	20	0.477
<b>Overall Ideal Time</b>				<b>21.769</b>	<b>17.274</b>	<b>19.099</b>	<b>24.794</b>	<b>1'22.936</b>		

22/06/2018  
 These data/results cannot be reproduced, stored and/or transmitted in whole or in part by any manner of electronic, mechanical, photocopying, recording, broadcasting or otherwise now known or herein after developed without the previous express consent by the copyright owner, except for reproduction in daily press and regular printed publications on sale to the public within 60 days of the event related to those data/results and always provided that copyright symbol appears together as follows below.  
 © DORNA WSBK ORGANIZATION Srl 2018









## GEICO U.S. Round, 22 - 24 June 2018 World Superbike - Chronological Analysis Free Practice 3rd Session

WeatherTech Raceway 3.610 m

2 / 4

12	<b>22.053</b>	17.543	<b>19.164</b>	24.927	<b>1'23.687</b>	247,5	16:32'20.396	5	22.341	17.687	23.983	25.998	1'30.009	244,7	16:11'38.247
13	22.338	17.604	19.331	25.381	1'24.654	246,4	16:33'45.050	6	22.343	17.592	19.438	25.030	1'24.403	246,4	16:13'02.650
14	22.376	<b>17.449</b>	19.431	25.215	1'24.471	244,7	16:35'09.521	7	22.319	17.629	19.638	25.337	1'24.923	247,5	16:14'27.573
15	22.230	17.455	19.457	25.343	1'24.485	248,1	16:36'34.006	8	27.346	20.349	20.665	6'39.152	7'47.512P	242,4	16:22'15.085
16	22.296	17.530	19.431	25.287	1'24.544	246,4	16:37'58.550	9	40.954	18.296	19.759	25.569	1'44.578P		16:23'59.663
17	22.311	17.532	19.446	25.187	1'24.476	246,4	16:39'23.026	10	22.405	17.742	19.577	25.360	1'25.084	244,1	16:25'24.747
18	22.323	17.474	19.375	25.153	1'24.325	244,1	16:40'47.351	11	25.148	17.994	24.081	25.313	1'32.536	243,0	16:26'57.283
19	22.357	17.548	19.457	25.303	1'24.665	248,7	16:42'12.016	12	22.415	17.721	19.449	25.231	1'24.816	246,4	16:28'22.099
20	22.310	17.641	19.344	25.182	1'24.477	245,8	16:43'36.493	13	22.531	17.786	19.779	4'35.523	5'35.619P	245,2	16:33'57.718
21	22.203	17.625	19.264	25.239	1'24.331	247,5	16:45'00.824	14	42.262	18.245	19.780	25.501	1'45.788P		16:35'43.506

8° 2 L. CAMIER (1'23.769)							
Lap	Seg.1	Seg.2	Seg.3	Seg.4	Lap Time	km/h	Local Time
1							16:05'00.786
2	42.271	18.624	20.517	25.860	1'47.272P		16:06'48.058
3	22.201	17.577	19.426	25.181	1'24.385	247,5	16:08'12.443
4	22.122	17.421	19.545	29.329	1'28.417	247,5	16:09'40.860
5	22.230	17.508	19.527	25.162	1'24.427	<b>249,8</b>	16:11'05.287
6	22.208	18.192	21.955	27.172	1'29.527	248,1	16:12'34.814
7	22.284	17.573	19.504	25.156	1'24.517	246,9	16:13'59.331
8	23.360	18.285	20.478	8'24.531	9'26.654P	248,1	16:23'25.985
9	40.832	18.285	19.976	25.443	1'44.536P		16:25'10.521
10	22.104	17.594	19.350	24.958	1'24.006	246,9	16:26'34.527
11	<b>21.980</b>	17.390	<b>19.246</b>	25.153	<b>1'23.769</b>	246,4	16:27'58.296
12	22.104	17.465	19.473	25.208	1'24.250	246,9	16:29'22.546
13	24.295	17.651	19.879	26.096	1'27.921	248,7	16:30'50.467
14	22.100	17.532	19.507	25.195	1'24.334	247,5	16:32'14.801
15	22.922	18.005	19.788	5'06.824	6'07.539P	246,9	16:38'22.340
16	41.733	18.614	23.721	28.880	1'52.948P		16:40'15.288
17	21.982	<b>17.388</b>	20.863	28.788	1'29.021	249,2	16:41'44.309
18	22.138	17.439	22.186	25.713	1'27.476	248,7	16:43'11.785
19	22.044	17.518	19.939	28.989	1'28.490	248,1	16:44'40.275
20	22.156	17.521	20.163	25.325	1'25.165	247,5	16:46'05.440

9° 81 J. TORRES (1'23.949)							
Lap	Seg.1	Seg.2	Seg.3	Seg.4	Lap Time	km/h	Local Time
1							16:05'07.155
2	40.828	19.060	20.484	25.870	1'46.242P		16:06'53.397
3	22.513	17.740	19.881	25.675	1'25.809	245,8	16:08'19.206
4	22.696	17.692	21.172	32.374	1'33.934	243,0	16:09'53.140
5	22.350	17.713	19.625	25.345	1'25.033	246,9	16:11'18.173
6	22.203	17.521	19.435	25.260	1'24.419	<b>250,4</b>	16:12'42.592
7	23.999	17.823	19.539	25.409	1'26.770	228,5	16:14'09.362
8	22.223	17.632	19.534	25.130	1'24.519	245,2	16:15'33.881
9	22.495	17.864	19.804	8'47.626	9'47.789P	248,1	16:25'21.670
10	41.066	18.686	19.796	25.490	1'45.038P		16:27'06.708
11	22.411	17.706	19.459	25.207	1'24.783	243,0	16:28'31.491
12	22.237	17.697	20.394	25.771	1'26.099	244,7	16:29'57.590
13	22.203	17.728	19.572	2'45.609	3'45.112P	245,8	16:33'42.702
14	40.427	18.997	21.104	26.053	1'46.581P		16:35'29.283
15	22.165	17.607	22.526	25.623	1'27.921	246,4	16:36'57.204
16	22.259	17.637	19.534	25.167	1'24.597	247,5	16:38'21.801
17	<b>22.003</b>	17.503	21.302	28.998	1'29.806	247,5	16:39'51.607
18	22.105	<b>17.489</b>	25.133	25.696	1'30.423	245,8	16:41'22.030
19	22.253	17.517	19.398	25.102	1'24.270	243,0	16:42'46.300
20	22.101	17.500	<b>19.313</b>	25.035	<b>1'23.949</b>	247,5	16:44'10.249
21	22.231	17.623	19.405	25.214	1'24.473	246,9	16:45'34.722

10° 12 X. FORES (1'24.047)							
Lap	Seg.1	Seg.2	Seg.3	Seg.4	Lap Time	km/h	Local Time
1							16:05'29.426
2	41.180	18.359	20.487	25.842	1'45.868P		16:07'15.294
3	22.538	17.718	19.520	25.516	1'25.292	244,1	16:08'40.586
4	24.765	18.015	19.542	25.330	1'27.652	240,8	16:10'08.238

11° 54 T. RAZGATLIOGLU (1'24.177)							
Lap	Seg.1	Seg.2	Seg.3	Seg.4	Lap Time	km/h	Local Time
1							16:05'00.742
2	41.216	18.276	20.045	25.905	1'45.442P		16:06'46.184
3	22.195	17.546	19.509	25.230	1'24.480	244,1	16:08'10.664
4	22.120	17.523	19.405	25.300	1'24.348	246,9	16:09'35.012
5	22.148	<b>17.468</b>	19.348	25.213	<b>1'24.177</b>	244,7	16:10'59.189
6	<b>22.116</b>	17.582	19.617	25.352	1'24.667	245,8	16:12'23.856
7	22.234	17.537	<b>19.326</b>	25.225	1'24.322	243,0	16:13'48.178
8	22.204	17.629	19.453	25.351	1'24.637	246,4	16:15'12.815
9	22.289	17.509	19.553	25.411	1'24.762	244,7	16:16'37.577
10	22.277	17.574	19.601	25.558	1'25.010	243,6	16:18'02.587
11	22.359	17.597	20.300	25.833	1'26.089	244,7	16:19'28.676
12	22.504	17.836	19.654	25.455	1'25.449	244,1	16:20'54.125
13	22.580	17.946	22.754	12'15.323	13'18.603P	244,1	16:34'12.728
14	39.447	18.555	19.574	26.034	1'43.610P		16:35'56.338
15	22.192	22.153	21.177	3'59.945	5'05.467P	244,7	16:41'01.805
16	45.680	18.359	19.903	25.423	1'49.365P		16:42'51.170
17	22.212	17.786	22.186	27.234	1'29.418	245,8	16:44'20.588
18	22.298	17.760	19.795	26.760	1'26.613	<b>249,2</b>	16:45'47.201

12° 45 J. GAGNE (1'24.221)							
Lap	Seg.1	Seg.2	Seg.3	Seg.4	Lap Time	km/h	Local Time
1							16:05'00.480
2	43.450	18.302	20.499	25.799	1'48.050P		16:06'48.530
3	22.371	17.633	19.607	25.300	1'24.911	246,4	16:08'13.441
4	22.223	17.507	19.629	25.668	1'25.027	246,9	16:09'38.468
5	22.450	17.696	19.791	25.486	1'25.423	246,9	16:11'03.891
6	23.984	17.750	19.613	25.691	1'27.038	241,4	16:12'30.929
7	22.446	17.974	20.335	8'47.658	9'48.413P	246,4	16:22'19.342
8	39.422	17.988	19.922	25.721	1'43.053P		16:24'02.395
9	22.300	17.697	21.152	27.933	1'29.082	244,7	16:25'31.477
10	22.306	17.632	19.520	25.523	1'24.981	245,8	16:26'56.458
11	22.258	17.615	19.496	25.535	1'24.904	245,8	16:28'21.362
12	22.364	17.661	19.652	25.563	1'25.240	240,8	16:29'46.602
13	22.511	18.320	20.364	5'37.302	6'38.497P	243,0	16:36'25.099
14	43.031	20.864	22.374	31.454	1'57.723P		16:38'22.822
15	22.684	18.974	20.744	28.189	1'30.591	242,4	16:39'53.413
16	22.267	17.664	20.428	28.776	1'29.135	245,2	16:41'22.548
17	22.290	17.540	19.543	25.141	1'24.514	245,2	16:42'47.062
18	<b>22.132</b>	<b>17.499</b>	<b>19.362</b>	25.228	<b>1'24.221</b>	<b>247,5</b>	16:44'11.283
19	22.236	17.561	19.482	25.389	1'24.668	<b>247,5</b>	16:45'35.951

13° 57 J. HERRIN (1'24.264)							
Lap	Seg.1	Seg.2	Seg.3	Seg.4	Lap Time	km/h	Local Time
1							16:04'54.910

22/06/2018 P = Pits In/Out - C = Lap Time Cancelled

These data/results cannot be reproduced, stored and/or transmitted in whole or in part by any manner of electronic, mechanical, photocopying, recording, broadcasting or otherwise now known or herein after developed without the previous express consent by the copyright owner, except for reproduction in daily press and regular printed publications on sale to the public within 60 days of the event related to those data/results and always provided that copyright symbol appears together as follows below.

© DORNA WSBK ORGANIZATION Srl 2018

FICR PERUGIA TIMING



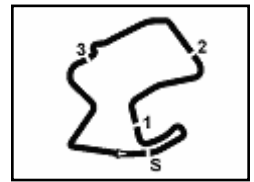
Official Tyre Supplier



Official Timekeeper






**GEICO U.S. Round, 22 - 24 June 2018  
World Superbike - Chronological Analysis Free Practice 3rd Session**

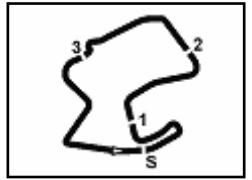
19° 68 Y. HERNANDEZ (1'25.567)							
Lap	Seg.1	Seg.2	Seg.3	Seg.4	Lap Time	km/h	Local Time
1							16:05'03.162
2	41.380	18.702	21.179	26.545	1'47.806P		16:06'50.968
3	23.165	18.085	21.949	6'50.606	7'53.805P	244,7	16:14'44.773
4	41.278	18.579	20.452	26.158	1'46.467P		16:16'31.240
5	23.067	18.095	20.222	25.739	1'27.123	240,3	16:17'58.363
6	22.509	17.844	19.993	25.692	1'26.038	244,1	16:19'24.401
7	22.529	18.088	19.907	11'44.588	12'45.112P	240,8	16:32'09.513
8	41.424	18.613	20.349	25.602	1'45.988P		16:33'55.501
9	<b>22.404</b>	17.772	20.042	25.445	1'25.663	240,3	16:35'21.164
10	22.455	17.686	20.048	25.652	1'25.841	244,1	16:36'47.005
11	24.090	19.120	22.029	27.902	1'33.141	242,4	16:38'20.146
12	22.425	18.298	21.963	29.116	1'31.802C	246,4	16:39'51.948
13	22.440	<b>17.628</b>	20.071	25.445	1'25.584	<b>247,5</b>	16:41'17.532
14	27.950	17.725	19.862	25.348	1'30.885	244,1	16:42'48.417
15	22.438	17.837	19.841	25.451	<b>1'25.567</b>	<b>247,5</b>	16:44'13.984
16	22.575	17.866	<b>19.710</b>	25.651	1'25.802	243,6	16:45'39.786

22/06/2018 P = Pits In/Out - C = Lap Time Cancelled

These data/results cannot be reproduced, stored and/or transmitted in whole or in part by any manner of electronic, mechanical, photocopying, recording, broadcasting or otherwise now known or herein after developed without the previous express consent by the copyright owner, except for reproduction in daily press and regular printed publications on sale to the public within 60 days of the event related to those data/results and always provided that copyright symbol appears together as follows below.

© DORNA WSBK ORGANIZATION Srl 2018

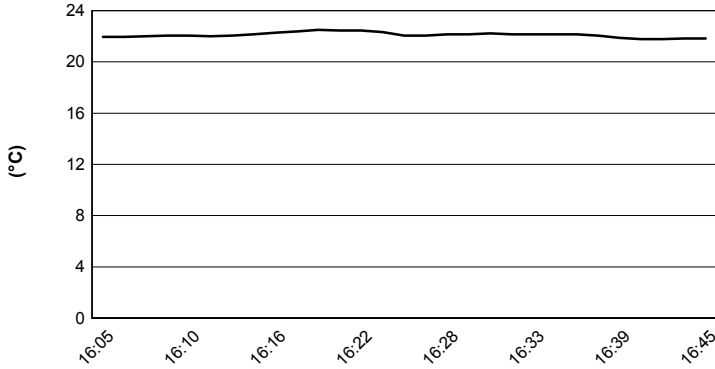




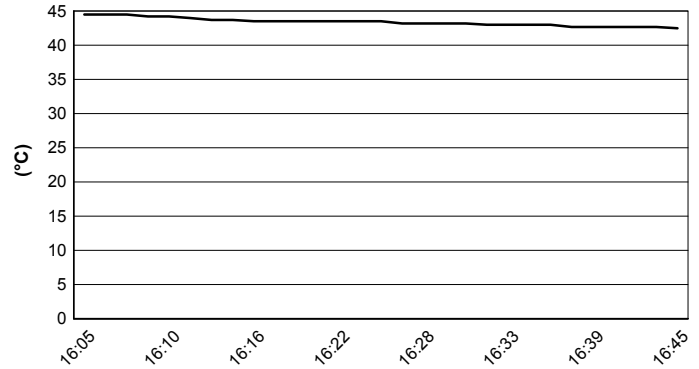
WeatherTech Raceway 3.610 m

**GEICO U.S. Round, 22 - 24 June 2018**  
**World Superbike - Weather Report Free Practice 3rd Session**  
Session started 16:05 - Session ended 16:46

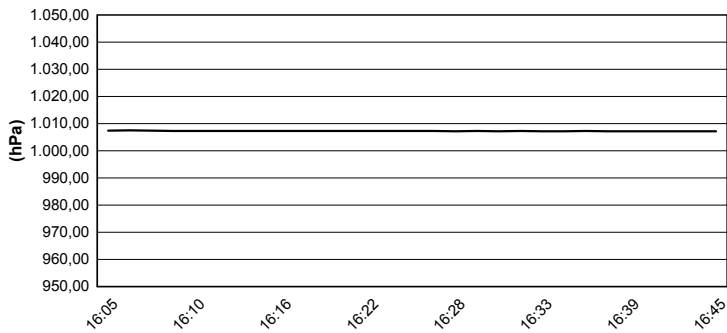
### Air Temperature



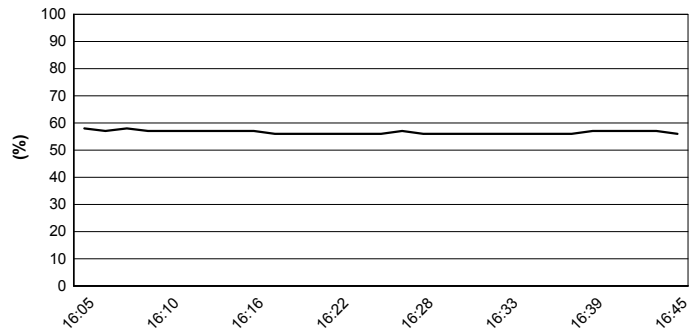
### Track Temperature



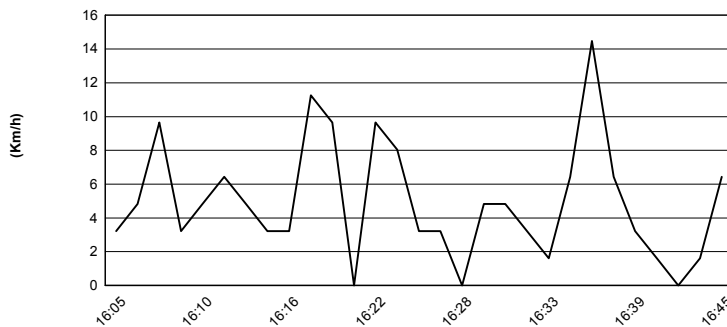
### Air Pressure



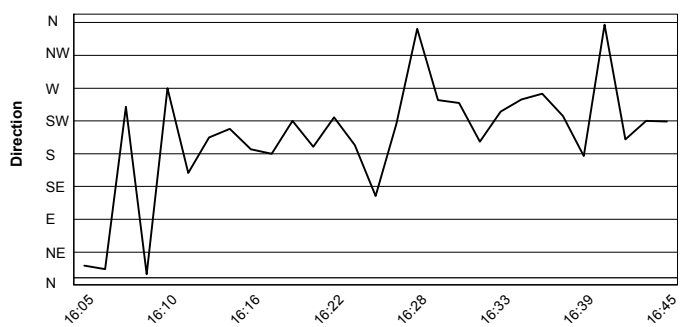
### Humidity



### Wind Speed



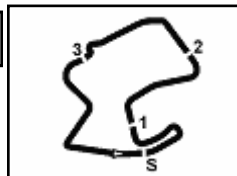
### Wind Direction



22/06/2018

These data/results cannot be reproduced, stored and/or transmitted in whole or in part by any manner of electronic, mechanical, photocopying, recording, broadcasting or otherwise now known or herein after developed without the previous express consent by the copyright owner, except for reproduction in daily press and regular printed publications on sale to the public within 60 days of the event related to those data/results and always provided that copyright symbol appears together as follows below.

© DORNA WSBK ORGANIZATION Srl 2018



**GEICO U.S. Round, 22 - 24 June 2018**

**World Superbike - Superpoles Entry List**

WeatherTech Raceway 3.610 m

## Superpole 1

FPs Pos	No. Rider	Nat	Team	Bike	Time
11	<b>60 M. VAN DER MARK</b>	NED	Pata Yamaha Official WorldSBK Team	Yamaha YZF R1	<b>1'24.106</b>
12	<b>76 L. BAZ</b>	FRA	GULF ALTHEA BMW Racing Team	BMW S 1000 RR	<b>1'24.175</b>
13	<b>54 T. RAZGATLIOGLU</b>	TUR	Kawasaki Puccetti Racing	Kawasaki ZX-10RR	<b>1'24.177</b>
14	<b>45 J. GAGNE</b>	USA	Red Bull Honda World Superbike Team	Honda CBR1000RR	<b>1'24.221</b>
15	<b>57 J. HERRIN</b>	USA	Attack 2Wheel Legal Yamaha	Yamaha YZF R1	<b>1'24.264</b>
16	<b>36 L. MERCADO</b>	ARG	Orelac Racing VerdNatura	Kawasaki ZX-10RR	<b>1'24.375</b>
17	<b>40 R. RAMOS</b>	ESP	Team GoEleven Kawasaki	Kawasaki ZX-10RR	<b>1'24.651</b>
18	<b>99 P. JACOBSEN</b>	USA	TripleM Honda World Superbike Team	Honda CBR1000RR	<b>1'24.974</b>
19	<b>98 K. HANIKA</b>	CZE	Guandalini Racing	Yamaha YZF R1	<b>1'25.084</b>
20	<b>68 Y. HERNANDEZ</b>	COL	Team Pedercini Racing	Kawasaki ZX-10RR	<b>1'25.187</b>

## Superpole 2

FPs Pos	No. Rider	Nat	Team	Bike	Time
1	<b>1 J. REA</b>	GBR	Kawasaki Racing Team WorldSBK	Kawasaki ZX-10RR	<b>1'23.104</b>
2	<b>33 M. MELANDRI</b>	ITA	Aruba.it Racing - Ducati	Ducati Panigale R	<b>1'23.458</b>
3	<b>66 T. SYKES</b>	GBR	Kawasaki Racing Team WorldSBK	Kawasaki ZX-10RR	<b>1'23.502</b>
4	<b>32 L. SAVADORI</b>	ITA	Milwaukee Aprilia	Aprilia RSV4 RF	<b>1'23.510</b>
5	<b>50 E. LAVERTY</b>	IRL	Milwaukee Aprilia	Aprilia RSV4 RF	<b>1'23.586</b>
6	<b>7 C. DAVIES</b>	GBR	Aruba.it Racing - Ducati	Ducati Panigale R	<b>1'23.635</b>
7	<b>22 A. LOWES</b>	GBR	Pata Yamaha Official WorldSBK Team	Yamaha YZF R1	<b>1'23.687</b>
8	<b>2 L. CAMIER</b>	GBR	Red Bull Honda World Superbike Team	Honda CBR1000RR	<b>1'23.769</b>
9	<b>81 J. TORRES</b>	ESP	MV Agusta Reparto Corse	MV Agusta 1000 F4	<b>1'23.869</b>
10	<b>12 X. FORES</b>	ESP	Barni Racing Team	Ducati Panigale R	<b>1'24.033</b>

\*  
\*

\* These positions are assigned to the 1st and 2nd rider classified in Superpole 1

22/06/2018 11

These data/results cannot be reproduced, stored and/or transmitted in whole or in part by any manner of electronic, mechanical, photocopying, recording, broadcasting or otherwise now known or herein after developed without the previous express consent by the copyright owner, except for reproduction in daily press and regular printed publications on sale to the public within 60 days of the event related to those data/results and always provided that copyright symbol appears together as follows below.

© DORNA WSBK ORGANIZATION Srl 2018

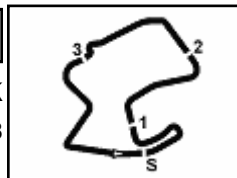
FIKZ PERUGIA TIMING



Official Tyre Supplier



Official Timekeeper



## GEICO U.S. Round, 22 - 24 June 2018 World Superbike - Best Laps & Speeds

WeatherTech Raceway 3.610 m

No.	Rider Bike	Nat	Best Lap		FP1		FP2		FP3								
			LL	SPD	LL	SPD	LL	SPD	LL	SPD							
1	<b>1 J. REA</b> Kawasaki ZX-10RR	GBR	<b>1'23.104</b> 45 253,9		1'23.393 15 251,5		<b>1'23.104</b> 20 253,3		1'23.174 10 <b>253,9</b>								
2	<b>33 M. MELANDRI</b> Ducati Panigale R	ITA	<b>1'23.458</b> 50 252,7		1'23.489 19 <b>252,7</b>		1'23.729 17 252,1		<b>1'23.458</b> 14 252,1								
3	<b>66 T. SYKES</b> Kawasaki ZX-10RR	GBR	<b>1'23.502</b> 59 252,7		1'23.903 20 252,1		<b>1'23.502</b> 22 <b>252,7</b>		1'23.622 17 252,1								
4	<b>32 L. SAVADORI</b> Aprilia RSV4 RF	ITA	<b>1'23.510</b> 55 251,5		1'24.844 18 244,1		1'24.057 20 <b>251,5</b>		<b>1'23.510</b> 17 249,8								
5	<b>50 E. LAVERTY</b> Aprilia RSV4 RF	IRL	<b>1'23.586</b> 55 253,3		1'23.844 19 252,7		1'23.893 18 <b>253,3</b>		<b>1'23.586</b> 18 252,1								
6	<b>7 C. DAVIES</b> Ducati Panigale R	GBR	<b>1'23.635</b> 49 253,9		1'24.056 17 252,7		1'23.894 17 <b>253,9</b>		<b>1'23.635</b> 15 253,3								
7	<b>22 A. LOWES</b> Yamaha YZF R1	GBR	<b>1'23.687</b> 60 252,7		1'23.979 18 249,8		1'23.837 22 <b>252,7</b>		<b>1'23.687</b> 20 <b>252,7</b>								
8	<b>2 L. CAMIER</b> Honda CBR1000RR	GBR	<b>1'23.769</b> 58 249,8		1'24.379 19 245,7		1'24.312 20 248,6		<b>1'23.769</b> 19 <b>249,8</b>								
9	<b>81 J. TORRES</b> MV Agusta 1000 F4	ESP	<b>1'23.869</b> 62 250,4		1'24.415 20 248,0		<b>1'23.869</b> 22 <b>250,4</b>		1'23.949 20 <b>250,4</b>								
10	<b>12 X. FORES</b> Ducati Panigale R	ESP	<b>1'24.033</b> 57 249,8		1'24.484 16 246,9		<b>1'24.033</b> 21 <b>249,8</b>		1'24.047 20 248,6								
11	<b>60 M. VAN DER MARK</b> Yamaha YZF R1	NED	<b>1'24.106</b> 55 250,4		<b>1'24.106</b> 18 249,8		1'24.478 21 <b>250,4</b>		1'24.714 16 245,2								
12	<b>76 L. BAZ</b> BMW S 1000 RR	FRA	<b>1'24.175</b> 56 248,6		1'25.040 19 246,3		<b>1'24.175</b> 17 <b>248,6</b>		1'24.528 20 245,7								
13	<b>54 T. RAZGATLIOGLU</b> Kawasaki ZX-10RR	TUR	<b>1'24.177</b> 60 251,5		1'25.170 23 244,6		1'24.581 20 <b>251,5</b>		<b>1'24.177</b> 17 249,2								
14	<b>45 J. GAGNE</b> Honda CBR1000RR	USA	<b>1'24.221</b> 54 248,0		1'24.564 19 246,3		1'24.592 17 <b>248,0</b>		<b>1'24.221</b> 18 247,5								
15	<b>57 J. HERRIN</b> Yamaha YZF R1	USA	<b>1'24.264</b> 52 250,4		1'24.456 16 <b>250,4</b>		1'24.802 21 248,0		<b>1'24.264</b> 15 248,0								
16	<b>36 L. MERCADO</b> Kawasaki ZX-10RR	ARG	<b>1'24.375</b> 58 250,9		1'25.111 17 248,6		1'24.500 22 <b>250,9</b>		<b>1'24.375</b> 19 249,8								
17	<b>40 R. RAMOS</b> Kawasaki ZX-10RR	ESP	<b>1'24.651</b> 34 244,6		<b>1'24.651</b> 20 241,9		1'24.916 14 <b>244,6</b>										
18	<b>99 P. JACOBSEN</b> Honda CBR1000RR	USA	<b>1'24.974</b> 59 249,8		1'26.320 21 245,7		<b>1'24.974</b> 21 <b>249,8</b>		1'25.124 17 245,7								
19	<b>98 K. HANIKA</b> Yamaha YZF R1	CZE	<b>1'25.084</b> 56 239,2		1'26.585 17 233,9		1'25.424 21 238,6		<b>1'25.084</b> 18 <b>239,2</b>								
20	<b>68 Y. HERNANDEZ</b> Kawasaki ZX-10RR	COL	<b>1'25.187</b> 55 248,6		1'25.537 17 247,5		<b>1'25.187</b> 23 <b>248,6</b>		1'25.567 15 247,5								

22/06/2018

These data/results cannot be reproduced, stored and/or transmitted in whole or in part by any manner of electronic, mechanical, photocopying, recording, broadcasting or otherwise now known or herein after developed without the previous express consent by the copyright owner, except for reproduction in daily press and regular printed publications on sale to the public within 60 days of the event related to those data/results and always provided that copyright symbol appears together as follows below.

© DORNA WSBK ORGANIZATION Srl 2018

PIRELLI PERUGIA TIMING



Official Tyre Supplier



Official Timekeeper