

GEICO U.S. Round, 22 - 24 June 2018

World Superbike - Chronological Analysis Free Practice 3rd Session

WeatherTech Raceway 3.610 m

1 / 4

1° 1 J. REA (1'23.174)							
Lap	Seg.1	Seg.2	Seg.3	Seg.4	Lap Time	km/h	Local Time
1							16:05'00.121
2	41.574	18.012	20.345	25.621	1'45.552P		16:06'45.673
3	21.817	17.342	19.322	25.021	1'23.502	251,0	16:08'09.175
4	21.892	17.274	19.099	24.909	1'23.174	251,0	16:09'32.349
5	21.769	17.296	19.262	24.850	1'23.177	250,4	16:10'55.526
6	21.815	17.386	19.390	24.902	1'23.493	249,2	16:12'19.019
7	21.905	17.414	19.344	24.908	1'23.571	249,8	16:13'42.590
8	22.021	17.427	19.214	24.794	1'23.456	249,8	16:15'06.046
9	21.866	17.379	19.178	24.892	1'23.315	254,0	16:16'29.361
10	21.952	17.430	19.324	24.843	1'23.549	250,4	16:17'52.910
11	21.930	17.353	19.236	24.855	1'23.374	250,4	16:19'16.284

10	22.280	17.685	19.425	25.176	1'24.566	246,9	16:28'06.149
11	22.090	17.576	19.779	25.270	1'24.715	249,8	16:29'30.864
12	22.106	17.541	19.426	25.126	1'24.199	248,1	16:30'55.063
13	22.202	17.596	19.331	25.101	1'24.230	248,1	16:32'19.293
14	22.298	17.853	19.667	4'25.007	5'24.825P	249,2	16:37'44.118
15	42.498	19.059	19.962	25.874	1'47.393P		16:39'31.511
16	21.970	17.405	19.340	24.871	1'23.586	247,5	16:40'55.097
17	22.026	17.469	19.301	25.015	1'23.811	249,2	16:42'18.908
18	25.170	18.446	20.185	25.521	1'29.322	230,9	16:43'48.230
19	22.059	17.590	19.297	25.074	1'24.020	248,7	16:45'12.250

2° 33 M. MELANDRI (1'23.458)							
Lap	Seg.1	Seg.2	Seg.3	Seg.4	Lap Time	km/h	Local Time
1							16:05'43.801
2	42.544	19.427	21.300	26.156	1'49.427P		16:07'33.228
3	22.311	17.572	20.785	25.273	1'25.941	249,8	16:08'59.169
4	21.931	17.343	19.170	25.014	1'23.458	252,2	16:10'22.627
5	21.962	17.351	19.257	25.056	1'23.626	249,8	16:11'46.253
6	22.006	17.372	19.230	24.945	1'23.553	249,8	16:13'09.806
7	22.083	17.407	22.779	32.788	1'35.057	246,4	16:14'44.863
8	22.094	19.509	20.295	25.309	1'27.207	250,4	16:16'12.070
9	22.101	17.353	19.302	25.035	1'23.791	249,2	16:17'35.861
10	22.090	17.473	19.380	25.069	1'24.012	249,8	16:18'59.873
11	22.059	17.538	19.319	25.294	1'24.210	251,0	16:20'24.083
12	22.047	17.543	19.419	24.979	1'23.988	250,4	16:21'48.071
13	24.751	18.548	20.348	8'28.133	9'31.780P	243,6	16:31'19.851
14	41.035	18.191	19.905	25.608	1'44.739P		16:33'04.590
15	22.115	18.055	19.916	26.065	1'26.151	246,4	16:34'30.741

5° 66 T. SYKES (1'23.622)							
Lap	Seg.1	Seg.2	Seg.3	Seg.4	Lap Time	km/h	Local Time
1							16:05'40.194
2	42.879	18.940	20.487	25.935	1'48.241P		16:07'28.435
3	22.166	17.514	19.464	25.200	1'24.344	246,9	16:08'52.779
4	22.108	17.494	19.323	24.973	1'23.898	247,5	16:10'16.677
5	22.022	17.446	19.265	24.889	1'23.622	247,5	16:11'40.299
6	23.232	19.696	23.406	25.416	1'31.750	252,2	16:13'12.049
7	22.117	17.578	19.538	24.939	1'24.172	248,7	16:14'36.221
8	23.347	18.208	19.943	8'07.581	9'09.079P	246,4	16:23'45.300
9	41.014	18.302	20.631	25.636	1'45.583P		16:25'30.883
10	22.096	17.702	19.492	25.083	1'24.373	246,9	16:26'55.256
11	22.089	18.024	20.150	6'59.283	7'59.546P	247,5	16:34'54.802
12	40.630	18.250	19.711	25.354	1'43.945P		16:36'38.747
13	22.037	17.597	19.352	25.059	1'24.045	248,7	16:38'02.792
14	22.027	17.569	19.457	24.969	1'24.022	249,8	16:39'26.814
15	23.074	17.983	19.636	25.466	1'26.159	248,1	16:40'52.973
16	22.231	17.567	19.283	25.056	1'24.137	248,1	16:42'17.110
17	26.448	18.943	20.641	26.633	1'32.665	248,7	16:43'49.775
18	22.122	17.543	19.350	24.857	1'23.872	249,2	16:45'13.647

3° 32 L. SAVADORI (1'23.510)							
Lap	Seg.1	Seg.2	Seg.3	Seg.4	Lap Time	km/h	Local Time
1							16:04'40.462
2	1'03.325	31.808	21.226	34.070	2'30.429P		16:07'10.891
3	27.971	17.902	22.774	28.863	1'37.510	240,3	16:08'48.401
4	22.084	17.397	19.291	24.996	1'23.768	246,4	16:10'12.169
5	22.021	17.402	19.996	25.565	1'24.984	249,8	16:11'37.153
6	22.163	17.564	19.472	25.347	1'24.546	249,8	16:13'01.699
7	23.631	17.779	20.238	26.103	1'27.751	247,5	16:14'29.450
8	23.099	18.081	20.071	4'37.405	5'38.656P	237,1	16:20'08.106
9	41.289	19.003	19.796	25.493	1'45.581P		16:21'53.687
10	22.159	17.550	19.439	25.338	1'24.486	246,4	16:23'18.173
11	22.207	17.493	19.420	25.371	1'24.491	246,4	16:24'42.664
12	22.158	17.495	19.451	25.275	1'24.379	247,5	16:26'07.043
13	23.606	18.083	20.141	11'15.459	12'17.289P	230,9	16:38'24.332
14	41.292	18.851	24.799	28.291	1'53.233P		16:40'17.565
15	21.972	17.335	27.883	28.457	1'35.647	244,7	16:41'53.212
16	28.627	18.232	21.874	25.412	1'34.145	239,7	16:43'27.357
17	21.859	17.299	19.372	24.980	1'23.510	248,7	16:44'50.867
18	22.106	17.386	19.295	25.056	1'23.843	249,2	16:46'14.710

6° 7 C. DAVIES (1'23.635)							
Lap	Seg.1	Seg.2	Seg.3	Seg.4	Lap Time	km/h	Local Time
1							16:05'37.846
2	40.697	18.406	19.916	25.740	1'44.759P		16:07'22.605
3	22.043	17.748	19.401	25.045	1'24.237	249,8	16:08'46.842
4	21.963	17.415	19.622	25.126	1'24.126	249,8	16:10'10.968
5	22.027	17.488	19.807	32.120	1'31.442	251,0	16:11'42.410
6	21.938	17.430	19.432	25.029	1'23.829	253,4	16:13'06.239
7	21.994	17.525	24.852	29.879	1'34.250	252,8	16:14'40.489
8	22.683	17.687	19.680	25.858	1'25.908	252,2	16:16'06.397
9	22.087	17.726	19.681	8'20.227	9'19.721P	250,4	16:25'26.118
10	43.413	18.500	20.021	25.812	1'47.746P		16:27'13.864
11	21.888	17.558	19.258	24.931	1'23.635	253,4	16:28'37.499
12	21.884	17.521	19.275	25.003	1'23.683	251,6	16:30'01.182
13	21.848	18.898	21.142	25.917	1'27.805	252,8	16:31'28.987
14	22.022	17.472	19.312	25.003	1'23.809	250,4	16:32'52.796
15	23.254	18.609	20.287	10'41.785	11'43.935P	245,8	16:44'36.731
16	40.735	17.986	19.799	25.578	1'44.098P		16:46'20.829

4° 50 E. LAVERTY (1'23.586)							
Lap	Seg.1	Seg.2	Seg.3	Seg.4	Lap Time	km/h	Local Time
1							16:04'53.868
2	47.829	18.743	23.256	26.710	1'56.538P		16:06'50.406
3	22.214	17.625	19.485	25.244	1'24.568	249,2	16:08'14.974
4	22.007	17.496	19.277	25.034	1'23.814	251,0	16:09'38.788
5	26.664	18.330	20.156	25.515	1'30.665	240,8	16:11'09.453
6	22.036	17.499	19.334	25.064	1'23.933	249,8	16:12'33.386
7	22.068	17.627	19.336	25.196	1'24.227	252,2	16:13'57.613
8	22.252	17.570	19.482	9'56.646	10'55.950P	249,8	16:24'53.563
9	42.478	18.923	20.729	25.890	1'48.020P		16:26'41.583

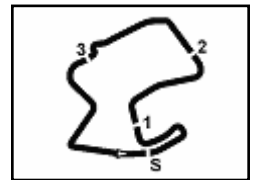
7° 22 A. LOWES (1'23.687)							
Lap	Seg.1	Seg.2	Seg.3	Seg.4	Lap Time	km/h	Local Time
1							16:05'08.376
2	44.704	18.966	20.183	25.793	1'49.646P		16:06'58.022
3	22.385	17.608	19.630	25.636	1'25.259	248,1	16:08'23.281
4	22.271	17.473	19.248	25.356	1'24.348	248,1	16:09'47.629
5	29.334	18.286	19.911	5'23.658	6'31.189P	244,1	16:16'18.818
6	43.847	18.152	19.734	25.355	1'47.088P		16:18'05.906
7	22.283	17.539	19.409	25.226	1'24.457	245,2	16:19'30.363
8	22.265	17.637	19.295	25.221	1'24.418	246,9	16:20'54.781
9	24.137	18.118	19.984	5'40.028	6'42.267P	249,2	16:27'37.048
10	46.216	19.585	24.095	25.713	1'55.609P		16:29'32.657
11	22.212	17.464	19.358	25.018	1'24.052	249,2	16:30'56.709

22/06/2018 P = Pits In/Out - C = Lap Time Cancelled

These data/results cannot be reproduced, stored and/or transmitted in whole or in part by any manner of electronic, mechanical, photocopying, recording, broadcasting or otherwise now known or herein after developed without the previous express consent by the copyright owner, except for reproduction in daily press and regular printed publications on sale to the public within 60 days of the event related to those data/results and always provided that copyright symbol appears together as follows below.

© DORNA WSBK ORGANIZATION Srl 2018





GEICO U.S. Round, 22 - 24 June 2018

World Superbike - Chronological Analysis Free Practice 3rd Session

WeatherTech Raceway 3.610 m

2 / 4

12	22.053	17.543	19.164	24.927	1'23.687	247,5	16:32'20.396	5	22.341	17.687	23.983	25.998	1'30.009	244,7	16:11'38.247
13	22.338	17.604	19.331	25.381	1'24.654	246,4	16:33'45.050	6	22.343	17.592	19.438	25.030	1'24.403	246,4	16:13'02.650
14	22.376	17.449	19.431	25.215	1'24.471	244,7	16:35'09.521	7	22.319	17.629	19.638	25.337	1'24.923	247,5	16:14'27.573
15	22.230	17.455	19.457	25.343	1'24.485	248,1	16:36'34.006	8	27.346	20.349	20.665	6'39.152	7'47.512P	242,4	16:22'15.085
16	22.296	17.530	19.431	25.287	1'24.544	246,4	16:37'58.550	9	40.954	18.296	19.759	25.569	1'44.578P		16:23'59.663
17	22.311	17.532	19.446	25.187	1'24.476	246,4	16:39'23.026	10	22.405	17.742	19.577	25.360	1'25.084	244,1	16:25'24.747
18	22.323	17.474	19.375	25.153	1'24.325	244,1	16:40'47.351	11	25.148	17.994	24.081	25.313	1'32.536	243,0	16:26'57.283
19	22.357	17.548	19.457	25.303	1'24.665	248,7	16:42'12.016	12	22.415	17.721	19.449	25.231	1'24.816	246,4	16:28'22.099
20	22.310	17.641	19.344	25.182	1'24.477	245,8	16:43'36.493	13	22.531	17.786	19.779	4'35.523	5'35.619P	245,2	16:33'57.718
21	22.203	17.625	19.264	25.239	1'24.331	247,5	16:45'00.824	14	42.262	18.245	19.780	25.501	1'45.788P		16:35'43.506

8° 2 L. CAMIER (1'23.769)

Lap	Seg.1	Seg.2	Seg.3	Seg.4	Lap Time	km/h	Local Time
1							16:05'00.786
2	42.271	18.624	20.517	25.860	1'47.272P		16:06'48.058
3	22.201	17.577	19.426	25.181	1'24.385	247,5	16:08'12.443
4	22.122	17.421	19.545	29.329	1'28.417	247,5	16:09'40.860
5	22.230	17.508	19.527	25.162	1'24.427	249,8	16:11'05.287
6	22.208	18.192	21.955	27.172	1'29.527	248,1	16:12'34.814
7	22.284	17.573	19.504	25.156	1'24.517	246,9	16:13'59.331
8	23.360	18.285	20.478	8'24.531	9'26.654P	248,1	16:23'25.985
9	40.832	18.285	19.976	25.443	1'44.536P		16:25'10.521
10	22.104	17.594	19.350	24.958	1'24.006	246,9	16:26'34.527
11	21.980	17.390	19.246	25.153	1'23.769	246,4	16:27'58.296
12	22.104	17.465	19.473	25.208	1'24.250	246,9	16:29'22.546
13	24.295	17.651	19.879	26.096	1'27.921	248,7	16:30'50.467
14	22.100	17.532	19.507	25.195	1'24.334	247,5	16:32'14.801
15	22.922	18.005	19.788	5'06.824	6'07.539P	246,9	16:38'22.340
16	41.733	18.614	23.721	28.880	1'52.948P		16:40'15.288
17	21.982	17.388	20.863	28.788	1'29.021	249,2	16:41'44.309
18	22.138	17.439	22.186	25.713	1'27.476	248,7	16:43'11.785
19	22.044	17.518	19.939	28.989	1'28.490	248,1	16:44'40.275
20	22.156	17.521	20.163	25.325	1'25.165	247,5	16:46'05.440

9° 81 J. TORRES (1'23.949)

Lap	Seg.1	Seg.2	Seg.3	Seg.4	Lap Time	km/h	Local Time
1							16:05'07.155
2	40.828	19.060	20.484	25.870	1'46.242P		16:06'53.397
3	22.513	17.740	19.881	25.675	1'25.809	245,8	16:08'19.206
4	22.696	17.692	21.172	32.374	1'33.934	243,0	16:09'53.140
5	22.350	17.713	19.625	25.345	1'25.033	246,9	16:11'18.173
6	22.203	17.521	19.435	25.260	1'24.419	250,4	16:12'42.592
7	23.999	17.823	19.539	25.409	1'26.770	228,5	16:14'09.362
8	22.223	17.632	19.534	25.130	1'24.519	245,2	16:15'33.881
9	22.495	17.864	19.804	8'47.626	9'47.789P	248,1	16:25'21.670
10	41.066	18.686	19.796	25.490	1'45.038P		16:27'06.708
11	22.411	17.706	19.459	25.207	1'24.783	243,0	16:28'31.491
12	22.237	17.697	20.394	25.771	1'26.099	244,7	16:29'57.590
13	22.203	17.728	19.572	2'45.609	3'45.112P	245,8	16:33'42.702
14	40.427	18.997	21.104	26.053	1'46.581P		16:35'29.283
15	22.165	17.607	22.526	25.623	1'27.921	246,4	16:36'57.204
16	22.259	17.637	19.534	25.167	1'24.597	247,5	16:38'21.801
17	22.003	17.503	21.302	28.998	1'29.806	247,5	16:39'51.607
18	22.105	17.489	25.133	25.696	1'30.423	245,8	16:41'22.030
19	22.253	17.517	19.398	25.102	1'24.270	243,0	16:42'46.300
20	22.101	17.500	19.313	25.035	1'23.949	247,5	16:44'10.249
21	22.231	17.623	19.405	25.214	1'24.473	246,9	16:45'34.722

10° 12 X. FORES (1'24.047)

Lap	Seg.1	Seg.2	Seg.3	Seg.4	Lap Time	km/h	Local Time
1							16:05'29.426
2	41.180	18.359	20.487	25.842	1'45.868P		16:07'15.294
3	22.538	17.718	19.520	25.516	1'25.292	244,1	16:08'40.586
4	24.765	18.015	19.542	25.330	1'27.652	240,8	16:10'08.238

11° 54 T. RAZGATLIOGLU (1'24.177)

Lap	Seg.1	Seg.2	Seg.3	Seg.4	Lap Time	km/h	Local Time
1							16:05'00.742
2	41.216	18.276	20.045	25.905	1'45.442P		16:06'46.184
3	22.195	17.546	19.509	25.230	1'24.480	244,1	16:08'10.664
4	22.120	17.523	19.405	25.300	1'24.348	246,9	16:09'35.012
5	22.148	17.468	19.348	25.213	1'24.177	244,7	16:10'59.189
6	22.116	17.582	19.617	25.352	1'24.667	245,8	16:12'23.856
7	22.234	17.537	19.326	25.225	1'24.322	243,0	16:13'48.178
8	22.204	17.629	19.453	25.351	1'24.637	246,4	16:15'12.815
9	22.289	17.509	19.553	25.411	1'24.762	244,7	16:16'37.577
10	22.277	17.574	19.601	25.558	1'25.010	243,6	16:18'02.587
11	22.359	17.597	20.300	25.833	1'26.089	244,7	16:19'28.676
12	22.504	17.836	19.654	25.455	1'25.449	244,1	16:20'54.125
13	22.580	17.946	22.754	12'15.323	13'18.603P	244,1	16:34'12.728
14	39.447	18.555	19.574	26.034	1'43.610P		16:35'56.338
15	22.192	22.153	21.177	3'59.945	5'05.467P	244,7	16:41'01.805
16	45.680	18.359	19.903	25.423	1'49.365P		16:42'51.170
17	22.212	17.786	22.186	27.234	1'29.418	245,8	16:44'20.588
18	22.298	17.760	19.795	26.760	1'26.613	249,2	16:45'47.201

12° 45 J. GAGNE (1'24.221)

Lap	Seg.1	Seg.2	Seg.3	Seg.4	Lap Time	km/h	Local Time
1							16:05'00.480
2	43.450	18.302	20.499	25.799	1'48.050P		16:06'48.530
3	22.371	17.633	19.607	25.300	1'24.911	246,4	16:08'13.441
4	22.223	17.507	19.629	25.668	1'25.027	246,9	16:09'38.468
5	22.450	17.696	19.791	25.486	1'25.423	246,9	16:11'03.891
6	23.984	17.750	19.613	25.691	1'27.038	241,4	16:12'30.929
7	22.446	17.974	20.335	8'47.658	9'48.413P	246,4	16:22'19.342
8	39.422	17.988	19.922	25.721	1'43.053P		16:24'02.395
9	22.300	17.697	21.152	27.933	1'29.082	244,7	16:25'31.477
10	22.306	17.632	19.520	25.523	1'24.981	245,8	16:26'56.458
11	22.258	17.615	19.496	25.535	1'24.904	245,8	16:28'21.362
12	22.364	17.661	19.652	25.563	1'25.240	240,8	16:29'46.602
13	22.511	18.320	20.364	5'37.302	6'38.497P	243,0	16:36'25.099
14	43.031	20.864	22.374	31.454	1'57.723P		16:38'22.822
15	22.684	18.974	20.744	28.189	1'30.591	242,4	16:39'53.413
16	22.267	17.664	20.428	28.776	1'29.135	245,2	16:41'22.548
17	22.290	17.540	19.543	25.141	1'24.514	245,2	16:42'47.062
18	22.132	17.499	19.362	25.228	1'24.221	247,5	16:44'11.283
19	22.236	17.561	19.482	25.389	1'24.668	247,5	16:45'35.951

13° 57 J. HERRIN (1'24.264)

Lap	Seg.1	Seg.2	Seg.3	Seg.4	Lap Time	km/h	Local Time
1							16:04'54.910

22/06/2018 P = Pits In/Out - C = Lap Time Cancelled

These data/results cannot be reproduced, stored and/or transmitted in whole or in part by any manner of electronic, mechanical, photocopying, recording, broadcasting or otherwise now known or herein after developed without the previous express consent by the copyright owner, except for reproduction in daily press and regular printed publications on sale to the public within 60 days of the event related to those data/results and always provided that copyright symbol appears together as follows below.

© DORNA WSBK ORGANIZATION Srl 2018

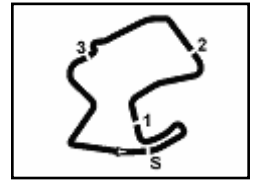
PIRELLI PERUGIA TIMING



Official Tyre Supplier



Official Timekeeper



GEICO U.S. Round, 22 - 24 June 2018

World Superbike - Chronological Analysis Free Practice 3rd Session

WeatherTech Raceway 3.610 m

3 / 4

Lap	Seg.1	Seg.2	Seg.3	Seg.4	Lap Time	km/h	Local Time
2	48.269	18.550	19.849	25.479	1'52.147P		16:06'47.057
3	22.160	17.389	19.331	25.384	1'24.264	247,5	16:08'11.321
4	22.382	17.513	19.903	27.150	1'26.948	248,1	16:09'38.269
5	22.383	17.740	19.827	25.554	1'25.504	244,7	16:11'03.773
6	23.046	19.397	19.824	25.554	1'27.821	243,0	16:12'31.594
7	22.395	17.554	19.747	25.368	1'25.064	244,1	16:13'56.658
8	22.415	17.756	19.684	25.544	1'25.399	243,6	16:15'22.057
9	22.431	17.652	19.758	25.442	1'25.283	243,6	16:16'47.340
10	22.853	19.245	20.968	9'09.798	10'12.864P	243,6	16:27'00.204
11	42.689	18.589	21.367	9'41.515	11'04.160P		16:38'04.364
12	59.944	18.714	24.487	26.683	2'09.828P		16:40'14.192
13	22.430	17.806	19.664	27.465	1'27.365	243,6	16:41'41.557
14	22.263	17.689	20.638	31.590	1'32.180	244,1	16:43'13.737
15	22.161	17.633	19.366	25.281	1'24.441	247,5	16:44'38.178
16	22.279	18.018	19.553	25.516	1'25.366	244,1	16:46'03.544

16° 60 M. VAN DER MARK (1'24.714)							
Lap	Seg.1	Seg.2	Seg.3	Seg.4	Lap Time	km/h	Local Time
1							16:04'57.819
2	48.770	18.521	20.683	26.294	1'54.268P		16:06'52.087
3	22.784	17.781	23.381	3'16.097	4'20.043P	245,2	16:11'12.130
4	40.974	18.341	19.871	25.687	1'44.873P		16:12'57.003
5	22.555	17.699	19.673	25.633	1'25.560	241,4	16:14'22.563
6	22.424	17.583	19.648	25.489	1'25.144	242,4	16:14'47.707
7	22.409	17.753	19.537	25.538	1'25.237	240,3	16:17'12.944
8	22.444	17.753	19.627	25.585	1'25.409	238,7	16:18'38.353
9	23.731	17.864	20.183	7'16.695	8'18.473P	235,5	16:26'56.826
10	43.905	21.165	21.620	28.332	1'55.022P		16:28'51.848
11	22.438	17.629	19.391	25.257	1'24.715	241,4	16:30'16.563
12	22.403	17.582	19.540	25.543	1'25.068	242,4	16:31'41.631
13	22.404	17.773	19.478	25.325	1'24.980	238,1	16:33'06.611
14	23.022	17.852	19.689	6'40.089	7'40.652P	240,3	16:40'47.263
15	42.482	18.368	19.845	25.463	1'46.158P		16:42'33.421
16	22.270	17.974	19.372	25.159	1'24.775	242,4	16:43'58.196
17	22.289	17.679	19.387	25.359	1'24.714	244,1	16:45'22.910

14° 36 L. MERCADO (1'24.375)							
Lap	Seg.1	Seg.2	Seg.3	Seg.4	Lap Time	km/h	Local Time
1							16:05'00.255
2	45.324	20.104	21.445	27.082	1'53.955P		16:06'54.210
3	22.633	18.049	19.992	25.607	1'26.281	246,9	16:08'20.491
4	26.379	18.617	19.659	25.745	1'30.400	249,8	16:09'50.891
5	22.643	17.885	19.703	25.505	1'25.736	243,6	16:11'16.627
6	22.561	17.734	19.428	25.591	1'25.314	245,2	16:12'41.941
7	27.235	19.458	19.734	25.618	1'32.045	241,9	16:14'13.986
8	22.575	17.846	19.653	25.592	1'25.666	245,8	16:15'39.652
9	24.038	18.201	21.216	7'13.487	8'16.942P	247,5	16:23'56.594
10	41.340	21.309	20.645	25.675	1'48.969P		16:25'45.563
11	22.377	17.639	19.457	25.402	1'24.875	243,6	16:27'10.438
12	22.174	17.667	19.597	25.353	1'24.791	245,8	16:28'35.229
13	22.325	17.617	19.628	25.463	1'25.033	246,9	16:30'00.262
14	22.423	17.731	19.602	25.504	1'25.260	246,9	16:31'25.522
15	22.487	17.658	19.579	6'04.176	7'03.900P	248,1	16:38'29.422
16	40.282	18.432	22.503	27.627	1'48.844P		16:40'18.266
17	22.313	17.577	19.543	27.019	1'26.452	246,9	16:41'44.718
18	22.137	17.524	19.418	25.296	1'24.375	248,7	16:43'09.093
19	22.544	20.603	19.814	26.816	1'29.777	245,8	16:44'38.870
20	22.318	17.658	19.528	25.414	1'24.918	246,9	16:46'03.788

17° 98 K. HANIKA (1'25.084)							
Lap	Seg.1	Seg.2	Seg.3	Seg.4	Lap Time	km/h	Local Time
1							16:05'03.518
2	41.626	18.867	20.971	26.333	1'47.797P		16:06'51.315
3	22.932	18.121	20.638	25.770	1'27.461	237,1	16:08'18.776
4	22.725	17.798	20.132	25.614	1'26.269	235,0	16:09'45.045
5	22.628	17.634	23.863	27.782	1'31.907	235,0	16:11'16.952
6	22.555	17.670	19.820	25.541	1'25.586	231,9	16:12'42.538
7	23.978	19.735	20.261	25.560	1'29.534	232,9	16:14'12.072
8	22.635	17.746	19.971	25.653	1'26.005	238,1	16:15'38.077
9	25.858	18.189	20.640	4'50.139	5'54.826P	237,1	16:21'32.903
10	41.260	19.106	20.938	25.817	1'47.121P		16:23'20.024
11	22.578	17.930	20.237	25.739	1'26.484	235,0	16:24'46.508
12	22.476	17.601	19.693	25.412	1'25.182	233,5	16:26'11.690
13	22.494	17.651	19.764	25.474	1'25.383	235,5	16:27'37.073
14	22.457	17.597	19.672	25.358	1'25.084	238,1	16:29'02.157
15	23.864	19.608	22.338	5'18.796	6'24.606P	239,2	16:35'26.763
16	41.393	18.725	20.612	26.857	1'47.587P		16:37'14.350
17	22.562	17.659	19.943	25.534	1'25.698	234,0	16:38'40.048
18	22.378	17.545	20.031	29.211	1'29.165	239,2	16:40'09.213
19	22.614	17.574	19.743	25.248	1'25.179	235,5	16:41'34.392

15° 76 L. BAZ (1'24.528)							
Lap	Seg.1	Seg.2	Seg.3	Seg.4	Lap Time	km/h	Local Time
1							16:04'55.237
2	47.144	18.153	20.228	25.811	1'51.336P		16:06'46.573
3	22.232	17.488	19.523	25.285	1'24.528	242,4	16:08'11.101
4	22.420	17.542	20.470	26.260	1'26.692	241,9	16:09'37.793
5	22.538	18.113	20.343	25.435	1'26.429	239,2	16:11'04.222
6	22.467	17.603	19.760	25.563	1'25.393	244,7	16:12'29.615
7	22.377	17.708	19.976	25.646	1'25.707	245,2	16:13'55.322
8	22.486	17.657	19.807	25.693	1'25.643	243,6	16:15'20.965
9	22.414	17.667	19.703	25.348	1'25.132	244,1	16:16'46.097
10	22.347	17.612	19.836	25.582	1'25.377	243,6	16:18'11.474
11	22.350	17.783	19.821	25.501	1'25.455	244,1	16:19'36.929
12	22.413	19.671	20.726	11'28.615	12'31.425P	244,1	16:32'08.354
13	42.071	18.689	20.296	25.453	1'46.509P		16:33'54.863
14	24.508	19.519	22.016	28.860	1'34.903	245,8	16:35'29.766
15	22.350	17.545	19.481	25.285	1'24.661	244,7	16:36'54.427
16	22.129	17.718	19.599	25.359	1'24.805	243,0	16:38'19.232
17	26.790	17.985	20.108	26.026	1'30.909	240,8	16:39'50.141
18	25.366	19.118	20.051	25.542	1'30.077	238,7	16:41'20.218
19	22.352	17.593	19.701	25.371	1'25.017	244,1	16:42'45.235
20	27.203	19.262	19.865	25.538	1'31.868	242,4	16:44'17.103
21	22.248	17.728	19.684	25.471	1'25.131	244,1	16:45'42.234

18° 99 P. JACOBSEN (1'25.124)							
Lap	Seg.1	Seg.2	Seg.3	Seg.4	Lap Time	km/h	Local Time
1							16:05'02.723
2	43.260	18.959	20.785	26.513	1'49.517P		16:06'52.240
3	23.197	17.794	20.000	25.761	1'26.752	241,4	16:08'18.992
4	24.765	18.148	19.779	25.694	1'28.386	237,6	16:09'47.378
5	22.833	17.710	19.537	25.573	1'25.653	244,7	16:11'13.031
6	24.372	18.486	22.728	26.017	1'31.603	239,7	16:12'44.634
7	22.855	18.149	20.021	9'13.896	10'14.921P	239,7	16:22'59.555
8	43.070	20.113	20.418	26.051	1'49.652P		16:24'49.207
9	22.630	17.687	19.472	25.335	1'25.124	242,4	16:26'14.331
10	22.503	17.915	19.739	25.581	1'25.738	243,6	16:27'40.069
11	22.572	17.632	19.538	25.472	1'25.214	244,1	16:29'05.283
12	23.088	18.178	20.040	7'12.401	8'13.707P	244,7	16:37'18.990
13	42.184	18.868	20.176	26.164	1'47.392P		16:39'06.382
14	22.663	17.636	19.593	25.569	1'25.461	245,8	16:40'31.843
15	22.569	17.610	19.560	25.602	1'25.341	239,2	16:41'57.184
16	22.593	17.920	21.234	25.905	1'27.652	245,2	16:43'24.836
17	22.831	17.999	19.830	25.767	1'26.427	238,1	16:44'51.263
18	22.668	17.858	19.711	25.587	1'25.824	239,2	16:46'17.087

22/06/2018 P = Pits In/Out - C = Lap Time Cancelled

These data/results cannot be reproduced, stored and/or transmitted in whole or in part by any manner of electronic, mechanical, photocopying, recording, broadcasting or otherwise now known or herein after developed without the previous express consent by the copyright owner, except for reproduction in daily press and regular printed publications on sale to the public within 60 days of the event related to those data/results and always provided that copyright symbol appears together as follows below.

© DORNA WSBK ORGANIZATION Srl 2018

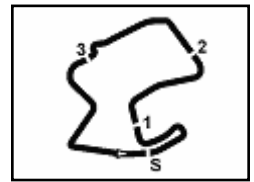
FKR PERUGIA TIMING



Official Tyre Supplier



Official Timekeeper


**GEICO U.S. Round, 22 - 24 June 2018
World Superbike - Chronological Analysis Free Practice 3rd Session**

19° 68 Y. HERNANDEZ (1'25.567)							
Lap	Seg.1	Seg.2	Seg.3	Seg.4	Lap Time	km/h	Local Time
1							16:05'03.162
2	41.380	18.702	21.179	26.545	1'47.806P		16:06'50.968
3	23.165	18.085	21.949	6'50.606	7'53.805P	244,7	16:14'44.773
4	41.278	18.579	20.452	26.158	1'46.467P		16:16'31.240
5	23.067	18.095	20.222	25.739	1'27.123	240,3	16:17'58.363
6	22.509	17.844	19.993	25.692	1'26.038	244,1	16:19'24.401
7	22.529	18.088	19.907	11'44.588	12'45.112P	240,8	16:32'09.513
8	41.424	18.613	20.349	25.602	1'45.988P		16:33'55.501
9	22.404	17.772	20.042	25.445	1'25.663	240,3	16:35'21.164
10	22.455	17.686	20.048	25.652	1'25.841	244,1	16:36'47.005
11	24.090	19.120	22.029	27.902	1'33.141	242,4	16:38'20.146
12	22.425	18.298	21.963	29.116	1'31.802C	246,4	16:39'51.948
13	22.440	17.628	20.071	25.445	1'25.584	247,5	16:41'17.532
14	27.950	17.725	19.862	25.348	1'30.885	244,1	16:42'48.417
15	22.438	17.837	19.841	25.451	1'25.567	247,5	16:44'13.984
16	22.575	17.866	19.710	25.651	1'25.802	243,6	16:45'39.786

22/06/2018 P = Pits In/Out - C = Lap Time Cancelled

These data/results cannot be reproduced, stored and/or transmitted in whole or in part by any manner of electronic, mechanical, photocopying, recording, broadcasting or otherwise now known or herein after developed without the previous express consent by the copyright owner, except for reproduction in daily press and regular printed publications on sale to the public within 60 days of the event related to those data/results and always provided that copyright symbol appears together as follows below.

© DORNA WSBK ORGANIZATION Srl 2018

