

GEICO U.S. Round, 22 - 24 June 2018 World Superbike - Results Free Practice 4th Session

WeatherTech Raceway 3.610 m

1 / 2

No.	Rider	Nat	Team	Bike	Class	Time	Gap	Rel.	Laps	Speed	
										Avg	Max
1	7 C. DAVIES	GBR	Aruba.it Racing - Ducati	Ducati Panigale R		1'23.032			13	156,518	253,4
2	1 J. REA	GBR	Kawasaki Racing Team WorldSBK	Kawasaki ZX-10RR		1'23.169	0.137	0.137	13	156,260	251,6
3	66 T. SYKES	GBR	Kawasaki Racing Team WorldSBK	Kawasaki ZX-10RR		1'23.462	0.430	0.293	13	155,712	251,0
4	33 M. MELANDRI	ITA	Aruba.it Racing - Ducati	Ducati Panigale R		1'23.471	0.439	0.009	12	155,695	252,2
5	22 A. LOWES	GBR	Pata Yamaha Official WorldSBK Team	Yamaha YZF R1		1'23.675	0.643	0.204	12	155,315	249,8
6	57 J. HERRIN	USA	Attack 2Wheel Legal Yamaha	Yamaha YZF R1	IND	1'23.975	0.943	0.300	8	154,760	251,6
7	50 E. LAVERTY	IRL	Milwaukee Aprilia	Aprilia RSV4 RF		1'23.990	0.958	0.015	10	154,733	251,6
8	81 J. TORRES	ESP	MV Agusta Reparto Corse	MV Agusta 1000 F4		1'24.018	0.986	0.028	12	154,681	249,8
9	2 L. CAMIER	GBR	Red Bull Honda World Superbike Team	Honda CBR1000RR		1'24.133	1.101	0.115	8	154,470	249,2
10	60 M. VAN DER MARK	NED	Pata Yamaha Official WorldSBK Team	Yamaha YZF R1		1'24.226	1.194	0.093	14	154,299	248,1
11	32 L. SAVADORI	ITA	Milwaukee Aprilia	Aprilia RSV4 RF		1'24.306	1.274	0.080	13	154,153	249,2
12	54 T. RAZGATLIOGLU	TUR	Kawasaki Puccetti Racing	Kawasaki ZX-10RR	IND	1'24.308	1.276	0.002	14	154,149	251,6
13	45 J. GAGNE	USA	Red Bull Honda World Superbike Team	Honda CBR1000RR		1'24.321	1.289	0.013	11	154,125	251,0
14	12 X. FORES	ESP	Barni Racing Team	Ducati Panigale R	IND	1'24.372	1.340	0.051	9	154,032	249,8
15	36 L. MERCADO	ARG	Orelac Racing VerdNatura	Kawasaki ZX-10RR	IND	1'24.493	1.461	0.121	10	153,812	249,2
16	40 R. RAMOS	ESP	Team GoEleven Kawasaki	Kawasaki ZX-10RR	IND	1'24.631	1.599	0.138	12	153,561	242,4
17	68 Y. HERNANDEZ	COL	Team Pedercini Racing	Kawasaki ZX-10RR	IND	1'24.767	1.735	0.136	11	153,314	248,7
18	76 L. BAZ	FRA	GULF ALTHEA BMW Racing Team	BMW S 1000 RR		1'24.983	1.951	0.216	12	152,925	246,4
19	99 P. JACOBSEN	USA	TripleM Honda World Superbike Team	Honda CBR1000RR	IND	1'25.102	2.070	0.119	14	152,711	247,5
20	98 K. HANIKA	CZE	Guandalini Racing	Yamaha YZF R1	IND	1'25.140	2.108	0.038	12	152,643	241,4

Qualifying Lap Time (107% of 1'23.032): 1'28.845

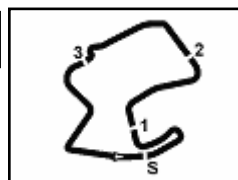
AIR	Humidity:	34%	Temp:	27°C
TRACK	Condition:	Dry	Temp:	30°C

Records	Pole (SP2)	2014 T.Sykes	1'21.811	158,850	Km/h
	Race (RC2)	2017 J.Rea	1'23.275	156,060	Km/h
	Circuit (SP2)	2014 T.Sykes	1'21.811	158,850	Km/h

Start 23/06/2018 09:00 End 09:21 The results are provisional until the end of the time limit for protests and appeals and the completion of the technical checks.

These data/results cannot be reproduced, stored and/or transmitted in whole or in part by any manner of electronic, mechanical, photocopying, recording, broadcasting or otherwise now known or herein after developed without the previous express consent by the copyright owner, except for reproduction in daily press and regular printed publications on sale to the public within 60 days of the event related to those data/results and always provided that copyright symbol appears together as follows below.

© DORNA WSBK ORGANIZATION Srl 2018


GEICO U.S. Round, 22 - 24 June 2018
World Superbike - Results Free Practice 4th Session

WeatherTech Raceway 3.610 m

2 / 2

Session Highlights

Local Time	No. Rider	Description
09.00.00		Start
09.01.09		WorldSBK Pit Intervention Time: 1m 19secs
09.03.34	57 J. HERRIN	Lap Cancelled (1'24.233) - Exceeded Track Limits - Turn 11
09.04.50	66 T. SYKES	Lap Cancelled (1'25.411) - Exceeded Track Limits - Turn 11
09.05.42	57 J. HERRIN	Current Lap Cancelled - Exceeded Track Limits - Turn 2
09.06.07	54 T. RAZGATLIOGLU	On the Gravel - Re-Joined - Turn 8
09.07.01	32 L. SAVADORI	Current Lap Cancelled - Exceeded Track Limits - Turn 2
09.11.21	98 K. HANIKA	Lap Cancelled (1'26.863) - Exceeded Track Limits - Turn 8
09.12.39	32 L. SAVADORI	Current Lap Cancelled - Exceeded Track Limits - Turn 2
09.18.52	54 T. RAZGATLIOGLU	Current Lap Cancelled - Exceeded Track Limits - Turn 8
09.21.39		End Of Session

Fastest Laps Sequence

No.	Rider	Nat	Team	Bike	Local Time	Time	Gap	Avg
50	E. LAVERTY	IRL	Milwaukee Aprilia	Aprilia RSV4 RF	09:03'11.966	1'25.105		152,705
1	J. REA	GBR	Kawasaki Racing Team WorldSBK	Kawasaki ZX-10RR	09:03'12.074	1'24.235	-0.870	154,283
1	J. REA	GBR	Kawasaki Racing Team WorldSBK	Kawasaki ZX-10RR	09:04'35.854	1'23.780	-0.455	155,121
1	J. REA	GBR	Kawasaki Racing Team WorldSBK	Kawasaki ZX-10RR	09:05'59.543	1'23.689	-0.091	155,289
22	A. LOWES	GBR	Pata Yamaha Official WorldSBK Team	Yamaha YZF R1	09:06'23.780	1'23.675	-0.014	155,315
66	T. SYKES	GBR	Kawasaki Racing Team WorldSBK	Kawasaki ZX-10RR	09:06'49.565	1'23.462	-0.213	155,712
1	J. REA	GBR	Kawasaki Racing Team WorldSBK	Kawasaki ZX-10RR	09:07'22.987	1'23.444	-0.018	155,745
1	J. REA	GBR	Kawasaki Racing Team WorldSBK	Kawasaki ZX-10RR	09:08'46.421	1'23.434	-0.010	155,764
1	J. REA	GBR	Kawasaki Racing Team WorldSBK	Kawasaki ZX-10RR	09:10'09.734	1'23.313	-0.121	155,990
1	J. REA	GBR	Kawasaki Racing Team WorldSBK	Kawasaki ZX-10RR	09:11'32.903	1'23.169	-0.144	156,260
7	C. DAVIES	GBR	Aruba.it Racing - Ducati	Ducati Panigale R	09:14'57.738	1'23.032	-0.137	156,518

Start End The results are provisional until the end of the time limit for protests and appeals
 23/06/2018 09:00 09:21 and the completion of the technical checks.

These data/results cannot be reproduced, stored and/or transmitted in whole or in part by any manner of electronic, mechanical, photocopying, recording, broadcasting or otherwise now known or herein after developed without the previous express consent by the copyright owner, except for reproduction in daily press and regular printed publications on sale to the public within 60 days of the event related to those data/results and always provided that copyright symbol appears together as follows below.

© DORNA WSBK ORGANIZATION Srl 2018


GEICO U.S. Round, 22 - 24 June 2018
World Superbike - Best Sectors & Speed Free Practice 4th Session

WeatherTech Raceway 3.610 m

BEST LAP			
1	7 C. DAVIES	Ducati Panigale R	1'23.032
2	1 J. REA	Kawasaki ZX-10RR	1'23.169
3	66 T. SYKES	Kawasaki ZX-10RR	1'23.462
4	33 M. MELANDRI	Ducati Panigale R	1'23.471
5	22 A. LOWES	Yamaha YZF R1	1'23.675
6	57 J. HERRIN	Yamaha YZF R1	1'23.975
7	50 E. LAVERTY	Aprilia RSV4 RF	1'23.990
8	81 J. TORRES	MV Agusta 1000 F4	1'24.018
9	2 L. CAMIER	Honda CBR1000RR	1'24.133
10	60 M. VAN DER MARK	Yamaha YZF R1	1'24.226
11	32 L. SAVADORI	Aprilia RSV4 RF	1'24.306
12	54 T. RAZGATLIOGLU	Kawasaki ZX-10RR	1'24.308
13	45 J. GAGNE	Honda CBR1000RR	1'24.321
14	12 X. FORES	Ducati Panigale R	1'24.372
15	36 L. MERCADO	Kawasaki ZX-10RR	1'24.493
16	40 R. RAMOS	Kawasaki ZX-10RR	1'24.631
17	68 Y. HERNANDEZ	Kawasaki ZX-10RR	1'24.767
18	76 L. BAZ	BMW S 1000 RR	1'24.983
19	99 P. JACOBSEN	Honda CBR1000RR	1'25.102
20	98 K. HANIKA	Yamaha YZF R1	1'25.140

SPEED			
1	7 C. DAVIES	Ducati Panigale R	253,4
2	33 M. MELANDRI	Ducati Panigale R	252,2
3	57 J. HERRIN	Yamaha YZF R1	251,6
4	54 T. RAZGATLIOGLU	Kawasaki ZX-10RR	251,6
5	1 J. REA	Kawasaki ZX-10RR	251,6
6	50 E. LAVERTY	Aprilia RSV4 RF	251,6
7	45 J. GAGNE	Honda CBR1000RR	251,0
8	66 T. SYKES	Kawasaki ZX-10RR	251,0
9	22 A. LOWES	Yamaha YZF R1	249,8
10	12 X. FORES	Ducati Panigale R	249,8
11	81 J. TORRES	MV Agusta 1000 F4	249,8
12	36 L. MERCADO	Kawasaki ZX-10RR	249,2
13	32 L. SAVADORI	Aprilia RSV4 RF	249,2
14	2 L. CAMIER	Honda CBR1000RR	249,2
15	68 Y. HERNANDEZ	Kawasaki ZX-10RR	248,7
16	60 M. VAN DER MARK	Yamaha YZF R1	248,1
17	99 P. JACOBSEN	Honda CBR1000RR	247,5
18	76 L. BAZ	BMW S 1000 RR	246,4
19	40 R. RAMOS	Kawasaki ZX-10RR	242,4
20	98 K. HANIKA	Yamaha YZF R1	241,4

SEG. 1		
1	7 C. DAVIES	21.833
2	1 J. REA	21.897
3	33 M. MELANDRI	21.959
4	66 T. SYKES	21.965
5	81 J. TORRES	22.002
6	57 J. HERRIN	22.080
7	2 L. CAMIER	22.082
8	50 E. LAVERTY	22.092
9	32 L. SAVADORI	22.109
10	54 T. RAZGATLIOGLU	22.112
11	22 A. LOWES	22.113
12	45 J. GAGNE	22.137
13	12 X. FORES	22.211
14	36 L. MERCADO	22.212
15	60 M. VAN DER MARK	22.218
16	68 Y. HERNANDEZ	22.261
17	40 R. RAMOS	22.314
18	76 L. BAZ	22.324
19	98 K. HANIKA	22.361
20	99 P. JACOBSEN	22.504

SEG. 2		
1	7 C. DAVIES	17.296
2	1 J. REA	17.304
3	33 M. MELANDRI	17.320
4	2 L. CAMIER	17.340
5	50 E. LAVERTY	17.363
6	66 T. SYKES	17.366
7	22 A. LOWES	17.391
8	32 L. SAVADORI	17.403
9	57 J. HERRIN	17.428
10	60 M. VAN DER MARK	17.432
11	54 T. RAZGATLIOGLU	17.475
12	81 J. TORRES	17.477
13	45 J. GAGNE	17.505
14	12 X. FORES	17.525
15	99 P. JACOBSEN	17.569
16	76 L. BAZ	17.575
17	40 R. RAMOS	17.586
18	68 Y. HERNANDEZ	17.594
19	36 L. MERCADO	17.655
20	98 K. HANIKA	17.676

SEG. 3		
1	33 M. MELANDRI	19.098
2	1 J. REA	19.110
3	7 C. DAVIES	19.145
4	22 A. LOWES	19.186
5	66 T. SYKES	19.224
6	81 J. TORRES	19.315
7	36 L. MERCADO	19.319
8	60 M. VAN DER MARK	19.326
9	50 E. LAVERTY	19.341
10	54 T. RAZGATLIOGLU	19.353
11	40 R. RAMOS	19.374
12	57 J. HERRIN	19.385
13	45 J. GAGNE	19.402
14	99 P. JACOBSEN	19.419
15	12 X. FORES	19.444
16	32 L. SAVADORI	19.449
17	2 L. CAMIER	19.457
18	76 L. BAZ	19.525
19	68 Y. HERNANDEZ	19.530
20	98 K. HANIKA	19.533

SEG. 4		
1	7 C. DAVIES	24.693
2	1 J. REA	24.837
3	66 T. SYKES	24.861
4	22 A. LOWES	24.889
5	33 M. MELANDRI	24.925
6	81 J. TORRES	25.030
7	50 E. LAVERTY	25.066
8	32 L. SAVADORI	25.069
9	12 X. FORES	25.077
10	57 J. HERRIN	25.082
11	2 L. CAMIER	25.145
12	60 M. VAN DER MARK	25.151
13	45 J. GAGNE	25.201
14	54 T. RAZGATLIOGLU	25.253
15	68 Y. HERNANDEZ	25.257
16	40 R. RAMOS	25.266
17	36 L. MERCADO	25.307
18	76 L. BAZ	25.380
19	99 P. JACOBSEN	25.390
20	98 K. HANIKA	25.403

23/06/2018

These data/results cannot be reproduced, stored and/or transmitted in whole or in part by any manner of electronic, mechanical, photocopying, recording, broadcasting or otherwise now known or herein after developed without the previous express consent by the copyright owner, except for reproduction in daily press and regular printed publications on sale to the public within 60 days of the event related to those data/results and always provided that copyright symbol appears together as follows below.

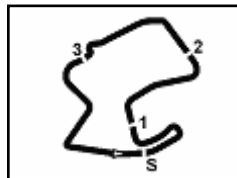
© DORNA WSBK ORGANIZATION Srl 2018

FICR PERUGIA TIMING


Official Tyre Supplier



Official Timekeeper


GEICO U.S. Round, 22 - 24 June 2018
World Superbike - Ideal Times Free Practice 4th Session

WeatherTech Raceway 3.610 m

No.	Rider	Nat	Bike	Seg. 1	Seg. 2	Seg. 3	Seg. 4	Ideal Time		
				Diff. 1	Diff. 2	Diff. 3	Diff. 4	Best Lap	Pos.	Diff.
1	7 C. DAVIES	GBR	Ducati Panigale R	21.833	17.296 0.013	19.145 0.052	24.693	1'22.967 1'23.032	1	0.065
2	1 J. REA	GBR	Kawasaki ZX-10RR	21.897 0.021	17.304	19.110	24.837	1'23.148 1'23.169	2	0.021
3	33 M. MELANDRI	ITA	Ducati Panigale R	21.959	17.320 0.038	19.098	24.925 0.131	1'23.302 1'23.471	4	0.169
4	66 T. SYKES	GBR	Kawasaki ZX-10RR	21.965 0.025	17.366 0.021	19.224	24.861	1'23.416 1'23.462	3	0.046
5	22 A. LOWES	GBR	Yamaha YZF R1	22.113	17.391 0.084	19.186 0.012	24.889	1'23.579 1'23.675	5	0.096
6	81 J. TORRES	ESP	MV Agusta 1000 F4	22.002	17.477 0.021	19.315 0.104	25.030 0.069	1'23.824 1'24.018	8	0.194
7	50 E. LAVERTY	IRL	Aprilia RSV4 RF	22.092 0.020	17.363 0.083	19.341 0.004	25.066 0.021	1'23.862 1'23.990	7	0.128
8	57 J. HERRIN	USA	Yamaha YZF R1	22.080	17.428	19.385	25.082	1'23.975 1'23.975	6	
9	2 L. CAMIER	GBR	Honda CBR1000RR	22.082 0.033	17.340	19.457 0.076	25.145	1'24.024 1'24.133	9	0.109
10	32 L. SAVADORI	ITA	Aprilia RSV4 RF	22.109	17.403	19.449 0.101	25.069 0.175	1'24.030 1'24.306	11	0.276
11	60 M. VAN DER MARK	NED	Yamaha YZF R1	22.218 0.048	17.432 0.051	19.326	25.151	1'24.127 1'24.226	10	0.099
12	54 T. RAZGATLIOGLU	TUR	Kawasaki ZX-10RR	22.112	17.475	19.353 0.101	25.253 0.014	1'24.193 1'24.308	12	0.115
13	45 J. GAGNE	USA	Honda CBR1000RR	22.137 0.059	17.505	19.402 0.017	25.201	1'24.245 1'24.321	13	0.076
14	12 X. FORES	ESP	Ducati Panigale R	22.211 0.070	17.525 0.017	19.444 0.028	25.077	1'24.257 1'24.372	14	0.115
15	36 L. MERCADO	ARG	Kawasaki ZX-10RR	22.212	17.655	19.319	25.307	1'24.493 1'24.493	15	
16	40 R. RAMOS	ESP	Kawasaki ZX-10RR	22.314 0.004	17.586	19.374 0.069	25.266 0.018	1'24.540 1'24.631	16	0.091
17	68 Y. HERNANDEZ	COL	Kawasaki ZX-10RR	22.261 0.014	17.594	19.530 0.111	25.257	1'24.642 1'24.767	17	0.125
18	76 L. BAZ	FRA	BMW S 1000 RR	22.324 0.032	17.575 0.054	19.525 0.058	25.380 0.035	1'24.804 1'24.983	18	0.179
19	99 P. JACOBSEN	USA	Honda CBR1000RR	22.504 0.065	17.569 0.019	19.419	25.390 0.136	1'24.882 1'25.102	19	0.220
20	98 K. HANIKA	CZE	Yamaha YZF R1	22.361 0.071	17.676 0.064	19.533	25.403 0.032	1'24.973 1'25.140	20	0.167
Overall Ideal Time				21.833	17.296	19.098	24.693	1'22.920		

23/06/2018

These data/results cannot be reproduced, stored and/or transmitted in whole or in part by any manner of electronic, mechanical, photocopying, recording, broadcasting or otherwise now known or herein after developed without the previous express consent by the copyright owner, except for reproduction in daily press and regular printed publications on sale to the public within 60 days of the event related to those data/results and always provided that copyright symbol appears together as follows below.

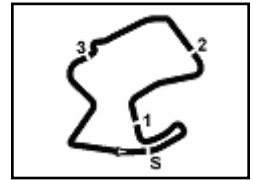
© DORNA WSBK ORGANIZATION Srl 2018

PIRELLI PERUGIA TIMING


Official Tyre Supplier



Official Timekeeper



GEICO U.S. Round, 22 - 24 June 2018 World Superbike - Chronological Analysis Free Practice 4th Session

WeatherTech Raceway 3.610 m

1 / 3

1° 7 C. DAVIES (1'23.032)							
Lap	Seg.1	Seg.2	Seg.3	Seg.4	Lap Time	km/h	Local Time
1							9:00'20.888
2	40.612	18.824	20.385	28.547	1'48.368P		9:02'09.256
3	22.154	17.506	19.559	25.206	1'24.425	252,2	9:03'33.681
4	22.232	17.464	19.425	30.004	1'29.125	250,4	9:05'02.806
5	22.321	17.445	19.268	25.141	1'24.175	251,6	9:06'26.981
6	21.922	17.549	19.656	26.414	1'25.541	252,8	9:07'52.522
7	21.963	17.517	19.360	25.349	1'24.189	253,4	9:09'16.711
8	22.160	17.422	19.372	1'35.817	2'34.771P	252,8	9:11'51.482
9	40.203	18.178	19.786	25.057	1'43.224P		9:13'34.706
10	21.833	17.309	19.197	24.693	1'23.032	251,6	9:14'57.738
11	21.889	17.296	19.243	24.830	1'23.258	251,0	9:16'20.996
12	22.009	17.405	19.145	24.899	1'23.458	250,4	9:17'44.454
13	22.052	17.359	19.203	25.003	1'23.617	244,7	9:19'08.071
14	22.100	17.425	19.256	24.991	1'23.772	250,4	9:20'31.843

12	22.019	17.320	19.209	24.925	1'23.473	248,7	9:19'16.964
13	21.959	17.358	19.098	25.056	1'23.471	251,0	9:20'40.435

5° 22 A. LOWES (1'23.675)							
Lap	Seg.1	Seg.2	Seg.3	Seg.4	Lap Time	km/h	Local Time
1							9:00'18.051
2	40.639	18.859	20.722	32.713	1'52.933P		9:02'10.984
3	22.498	17.603	19.288	25.341	1'24.730	245,8	9:03'35.714
4	22.455	17.515	19.448	24.973	1'24.391	238,7	9:05'00.105
5	22.113	17.475	19.198	24.889	1'23.675	248,1	9:06'23.780
6	22.204	17.391	19.186	25.577	1'24.358	245,8	9:07'48.138
7	28.619	18.659	20.460	2'24.112	3'31.850P	234,0	9:11'19.988
8	42.297	17.897	19.558	25.396	1'45.148P		9:13'05.136
9	22.316	17.479	19.302	25.131	1'24.228	245,2	9:14'29.364
10	22.251	17.490	19.309	25.186	1'24.236	244,7	9:15'53.600
11	22.178	17.526	19.301	25.304	1'24.309	245,2	9:17'17.909
12	22.247	17.539	19.231	25.099	1'24.116	246,9	9:18'42.025
13	22.673	17.762	19.486	25.213	1'25.134	249,8	9:20'07.159

2° 1 J. REA (1'23.169)							
Lap	Seg.1	Seg.2	Seg.3	Seg.4	Lap Time	km/h	Local Time
1							9:00'03.323
2	39.953	18.429	20.260	25.874	1'44.516P		9:01'47.839
3	22.364	17.470	19.477	24.924	1'24.235	249,8	9:03'12.074
4	22.162	17.444	19.308	24.866	1'23.780	242,4	9:04'35.854
5	21.968	17.350	19.371	25.000	1'23.689	249,2	9:05'59.543
6	21.897	17.325	19.220	25.002	1'23.444	249,8	9:07'22.987
7	21.957	17.333	19.239	24.905	1'23.434	251,6	9:08'46.421
8	21.962	17.307	19.190	24.854	1'23.313	251,0	9:10'09.734
9	21.918	17.304	19.110	24.837	1'23.169	251,0	9:11'32.903
10	21.911	17.384	19.340	24.863	1'23.498	249,2	9:12'56.401
11	22.768	17.720	20.484	1'44.922	2'45.894P	247,5	9:15'42.295
12	40.540	19.155	19.792	25.356	1'44.843P		9:17'27.138
13	21.954	17.390	19.209	25.211	1'23.764	250,4	9:18'50.902
14	22.017	17.334	19.166	24.920	1'23.437	251,0	9:20'14.339

6° 57 J. HERRIN (1'23.975)							
Lap	Seg.1	Seg.2	Seg.3	Seg.4	Lap Time	km/h	Local Time
1							8:59'58.817
2	44.379	18.830	20.184	25.926	1'49.319P		9:01'48.136
3	22.220	17.564	19.390	25.059	1'24.233C	249,2	9:03'12.369
4	22.080	17.428	19.385	25.082	1'23.975	251,6	9:04'36.344
5	38.700	19.323	20.722	6'16.236	7'34.981CP	248,1	9:12'11.325
6	43.026	18.190	20.621	25.701	1'47.538P		9:13'58.863
7	22.397	17.562	19.986	28.320	1'28.265	244,7	9:15'27.128
8	24.088	18.348	19.640	25.339	1'27.415	238,1	9:16'54.543
9	22.311	17.599	19.517	25.351	1'24.778	241,4	9:18'19.321

7° 50 E. LAVERTY (1'23.990)							
Lap	Seg.1	Seg.2	Seg.3	Seg.4	Lap Time	km/h	Local Time
1							8:59'58.435
2	43.314	18.574	20.624	25.914	1'48.426P		9:01'46.861
3	22.492	17.660	19.565	25.388	1'25.105	250,4	9:03'11.966
4	22.112	17.446	19.345	25.087	1'23.990	249,2	9:04'35.956
5	22.166	17.363	19.341	25.210	1'24.080	250,4	9:06'00.036
6	22.123	17.499	19.401	25.102	1'24.125	250,4	9:07'24.161
7	22.619	17.636	19.434	6'54.571	7'54.260P	251,6	9:15'18.421
8	40.232	18.211	20.022	25.903	1'44.368P		9:17'02.789
9	22.177	17.536	19.467	25.153	1'24.333	251,0	9:18'27.122
10	22.092	17.509	19.494	25.121	1'24.216	251,0	9:19'51.338
11	22.129	17.509	19.401	25.066	1'24.105	251,0	9:21'15.443

3° 66 T. SYKES (1'23.462)							
Lap	Seg.1	Seg.2	Seg.3	Seg.4	Lap Time	km/h	Local Time
1							9:00'50.144
2	41.532	18.605	20.701	25.888	1'46.726P		9:02'36.870
3	22.305	17.645	19.590	25.871	1'25.411C	245,8	9:04'02.281
4	22.136	17.366	19.379	24.941	1'23.822	249,2	9:05'26.103
5	21.990	17.387	19.224	24.861	1'23.462	251,0	9:06'49.565
6	22.146	17.894	19.818	25.476	1'25.334	248,1	9:08'14.899
7	22.030	17.504	19.283	24.940	1'23.757	247,5	9:09'38.656
8	21.965	17.566	19.660	1'24.778	2'23.969P	248,7	9:12'02.625
9	39.901	17.939	20.391	25.777	1'44.008P		9:13'46.633
10	21.989	17.451	19.269	24.932	1'23.641	248,7	9:15'10.274
11	22.020	17.587	19.527	24.981	1'24.115	248,7	9:16'34.389
12	22.034	17.558	19.399	24.956	1'23.947	248,7	9:17'58.336
13	22.065	17.479	19.303	25.035	1'23.882	249,2	9:19'22.218
14	22.135	17.596	20.119	26.112	1'25.962	250,4	9:20'48.180

8° 81 J. TORRES (1'24.018)							
Lap	Seg.1	Seg.2	Seg.3	Seg.4	Lap Time	km/h	Local Time
1							9:00'01.146
2	41.644	18.743	20.945	25.829	1'47.161P		9:01'48.307
3	22.541	17.558	19.602	25.251	1'24.952	237,1	9:03'13.259
4	22.422	17.687	19.721	25.373	1'25.203	245,8	9:04'38.462
5	22.312	17.603	22.226	25.558	1'27.699	245,8	9:06'06.161
6	22.166	17.579	19.591	25.376	1'24.712	249,2	9:07'30.873
7	22.171	17.606	19.606	4'08.138	5'07.521P	249,8	9:12'38.394
8	41.289	17.907	19.947	25.299	1'44.442P		9:14'22.836
9	22.072	17.646	19.322	25.030	1'24.070	244,7	9:15'46.906
10	22.066	17.477	19.315	25.169	1'24.027	240,3	9:17'10.933
11	22.002	17.498	19.419	25.099	1'24.018	247,5	9:18'34.951
12	22.093	17.517	19.474	25.273	1'24.357	249,8	9:19'59.308
13	22.208	17.541	19.618	25.318	1'24.685	247,5	9:21'23.993

4° 33 M. MELANDRI (1'23.471)							
Lap	Seg.1	Seg.2	Seg.3	Seg.4	Lap Time	km/h	Local Time
1							9:00'03.055
2	41.692	18.974	21.133	25.993	1'47.792P		9:01'50.847
3	22.713	17.888	19.679	25.264	1'25.544	250,4	9:03'16.391
4	22.255	17.558	20.308	30.125	1'30.246	252,2	9:04'46.637
5	22.354	17.481	19.337	25.154	1'24.326	246,4	9:06'10.963
6	22.124	17.471	19.428	25.857	1'24.880	249,8	9:07'35.843
7	22.108	17.632	19.368	25.215	1'24.323	251,0	9:09'00.166
8	22.385	17.541	19.455	26.336	1'25.717	251,0	9:10'25.883
9	22.295	17.505	19.361	3'17.771	4'16.932P	246,9	9:14'42.815
10	42.118	18.606	20.302	25.764	1'46.790P		9:16'29.605
11	22.149	17.423	19.229	25.085	1'23.886	249,8	9:17'53.491

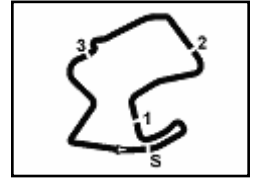
9° 2 L. CAMIER (1'24.133)							
Lap	Seg.1	Seg.2	Seg.3	Seg.4	Lap Time	km/h	Local Time
1							9:00'04.264

23/06/2018 P = Pits In/Out - C = Lap Time Cancelled

These data/results cannot be reproduced, stored and/or transmitted in whole or in part by any manner of electronic, mechanical, photocopying, recording, broadcasting or otherwise now known or herein after developed without the previous express consent by the copyright owner, except for reproduction in daily press and regular printed publications on sale to the public within 60 days of the event related to those data/results and always provided that copyright symbol appears together as follows below.

© DORNA WSBK ORGANIZATION Srl 2018





GEICO U.S. Round, 22 - 24 June 2018

World Superbike - Chronological Analysis Free Practice 4th Session

WeatherTech Raceway 3.610 m

2 / 3

2	50.934	30.715	32.172	8'28.302	10'22.123P		9:10'26.387	1										9:00'01.562
3	41.792	18.720	20.519	25.656	1'46.687P		9:12'13.074	2	42.013	18.715	20.401	26.045	1'47.174P					9:01'48.736
4	22.322	17.562	19.550	25.182	1'24.616	245,8	9:13'37.690	3	22.477	17.585	19.634	25.324	1'25.020	246,4				9:03'13.756
5	22.115	17.340	19.533	25.145	1'24.133	246,4	9:15'01.823	4	22.169	17.619	19.789	25.763	1'25.340	251,0				9:04'39.096
6	22.179	17.486	19.605	25.300	1'24.570	245,8	9:16'26.393	5	22.196	17.505	19.419	25.201	1'24.321	249,8				9:06'03.417
7	22.082	17.441	19.457	25.308	1'24.288	248,1	9:17'50.681	6	22.700	19.320	25.409	25.376	1'32.805	245,8				9:07'36.222
8	22.166	17.459	19.503	25.270	1'24.398	245,8	9:19'15.079	7	22.315	17.750	19.552	5'02.859	6'02.476P	248,1				9:13'38.698
9	24.486	17.514	19.484	25.252	1'26.736	249,2	9:20'41.815	8	40.384	19.398	21.139	28.822	1'49.743P					9:15'28.441

10° 60 M. VAN DER MARK (1'24.226)							
Lap	Seg.1	Seg.2	Seg.3	Seg.4	Lap Time	km/h	Local Time
1							9:00'10.450
2	41.336	18.378	20.127	25.477	1'45.318P		9:01'55.768
3	22.259	17.437	19.485	25.367	1'24.548	243,0	9:03'20.316
4	22.250	17.443	19.381	25.244	1'24.318	246,4	9:04'44.634
5	22.325	17.432	19.560	25.233	1'24.550	241,9	9:06'09.184
6	22.228	17.546	19.485	25.228	1'24.487	247,5	9:07'33.671
7	22.410	17.502	19.403	25.202	1'24.517	246,4	9:08'58.188
8	22.266	17.483	19.326	25.151	1'24.226	244,1	9:10'22.414
9	22.258	17.558	19.576	25.406	1'24.798	244,7	9:11'47.212
10	22.218	17.510	19.347	25.159	1'24.234	241,9	9:13'11.446
11	22.254	17.562	19.462	25.243	1'24.521	243,6	9:14'35.967
12	22.364	17.573	19.406	25.407	1'24.750	239,2	9:16'00.717
13	22.357	17.634	19.485	25.191	1'24.667	244,1	9:17'25.384
14	26.267	17.676	19.552	25.575	1'29.070	241,9	9:18'54.454
15	22.643	17.578	19.486	25.294	1'25.001	248,1	9:20'19.455

14° 12 X. FORES (1'24.372)							
Lap	Seg.1	Seg.2	Seg.3	Seg.4	Lap Time	km/h	Local Time
1							9:00'05.776
2	41.291	18.574	20.404	25.883	1'46.152P		9:01'51.928
3	22.467	17.726	19.633	25.356	1'25.182	248,1	9:03'17.110
4	22.419	17.525	19.613	25.266	1'24.823	246,4	9:04'41.933
5	22.359	17.620	19.634	25.619	1'25.232	242,4	9:06'07.165
6	22.211	17.591	19.451	25.201	1'24.454	247,5	9:07'31.619
7	22.281	17.542	19.472	25.077	1'24.372	246,9	9:08'55.991
8	22.284	17.586	19.444	25.353	1'24.667	249,8	9:10'20.658
9	28.235	17.759	19.484	7'19.959	8'25.437P	244,7	9:18'46.095
10	41.016	18.046	19.642	25.609	1'44.313P		9:20'30.408

11° 32 L. SAVADORI (1'24.306)							
Lap	Seg.1	Seg.2	Seg.3	Seg.4	Lap Time	km/h	Local Time
1							9:00'15.831
2	42.112	20.031	21.096	28.948	1'52.187P		9:02'08.018
3	22.695	17.587	19.562	25.323	1'25.167	238,7	9:03'33.185
4	22.172	17.531	19.647	25.420	1'24.770	244,7	9:04'57.955
5	22.194	17.542	19.583	25.069	1'24.388	245,8	9:06'22.343
6	24.242	18.027	20.995	28.814	1'32.078C	247,5	9:07'54.421
7	22.264	17.487	19.449	25.138	1'24.338	244,1	9:09'18.759
8	22.109	17.403	19.550	25.244	1'24.306	248,1	9:10'43.065
9	22.232	17.555	19.518	25.277	1'24.582	249,2	9:12'07.647
10	26.248	18.983	20.932	26.583	1'32.746C	243,6	9:13'40.393
11	23.511	17.766	20.494	1'30.539	2'32.310P	244,7	9:16'12.703
12	40.823	18.347	20.624	27.462	1'47.256P		9:17'59.959
13	22.308	17.545	19.461	25.107	1'24.421	245,8	9:19'24.380
14	22.278	17.671	19.486	25.313	1'24.748	248,7	9:20'49.128

15° 36 L. MERCADO (1'24.493)							
Lap	Seg.1	Seg.2	Seg.3	Seg.4	Lap Time	km/h	Local Time
1							8:59'58.321
2	44.786	18.965	20.832	26.311	1'50.894P		9:01'49.215
3	22.479	17.877	19.891	25.454	1'25.701	247,5	9:03'14.916
4	22.304	17.718	19.683	25.329	1'25.034	249,2	9:04'39.950
5	22.267	17.695	19.699	25.382	1'25.043	248,1	9:06'04.993
6	22.226	17.679	19.635	25.339	1'24.879	248,1	9:07'29.872
7	22.467	17.764	19.372	25.435	1'25.038	244,1	9:08'54.910
8	29.388	20.032	20.633	5'35.531	6'45.584P	245,8	9:15'40.494
9	40.592	19.633	22.423	25.643	1'48.291P		9:17'28.785
10	22.311	17.666	19.607	25.375	1'24.959	246,9	9:18'53.744
11	22.212	17.655	19.319	25.307	1'24.493	248,7	9:20'18.237

12° 54 T. RAZGATLIOGLU (1'24.308)							
Lap	Seg.1	Seg.2	Seg.3	Seg.4	Lap Time	km/h	Local Time
1							9:00'01.404
2	40.487	18.615	20.598	28.644	1'48.344P		9:01'49.748
3	22.823	17.639	19.512	25.377	1'25.351	239,7	9:03'15.099
4	22.296	17.671	19.680	25.281	1'24.928	251,6	9:04'40.027
5	22.350	17.550	22.027	28.161	1'30.088	236,0	9:06'10.115
6	22.338	17.614	19.545	25.323	1'24.820	245,8	9:07'34.935
7	22.112	17.475	19.454	25.267	1'24.308	249,2	9:08'59.243
8	22.451	17.552	19.493	25.308	1'24.804	249,2	9:10'24.047
9	22.722	17.616	19.629	25.253	1'25.220	249,8	9:11'49.267
10	22.262	17.561	19.353	25.283	1'24.459	249,8	9:13'13.726
11	22.366	17.566	19.479	25.276	1'24.687	247,5	9:14'38.413
12	22.292	17.620	19.461	25.263	1'24.636	245,2	9:16'03.049
13	22.294	17.735	19.438	25.518	1'24.985	245,8	9:17'28.034
14	22.421	17.618	21.585	25.822	1'27.446C	248,1	9:18'55.480
15	22.310	17.691	19.473	25.418	1'24.892	249,2	9:20'20.372

16° 40 R. RAMOS (1'24.631)							
Lap	Seg.1	Seg.2	Seg.3	Seg.4	Lap Time	km/h	Local Time
1							9:00'01.242
2	43.348	18.813	20.552	3'33.425	4'56.138P		9:04'57.380
3	39.695	18.142	19.983	25.699	1'43.519P		9:06'40.899
4	22.314	17.611	19.490	25.266	1'24.681	235,0	9:08'05.580
5	22.318	17.586	19.443	25.284	1'24.631	238,1	9:09'30.211
6	22.384	17.645	19.418	25.536	1'24.983	242,4	9:10'55.194
7	22.586	20.319	21.465	25.614	1'29.984	241,9	9:12'25.178
8	22.456	17.643	19.537	25.330	1'24.966	239,7	9:13'50.144
9	22.448	17.829	19.477	25.478	1'25.232	241,4	9:15'15.376
10	22.510	17.708	19.374	25.425	1'25.017	238,7	9:16'40.393
11	25.288	19.660	20.228	26.043	1'31.219	235,5	9:18'11.612
12	22.523	17.682	19.454	25.450	1'25.109	239,7	9:19'36.721
13	23.615	18.874	20.385	26.348	1'29.222	241,9	9:21'05.943

13° 45 J. GAGNE (1'24.321)							
Lap	Seg.1	Seg.2	Seg.3	Seg.4	Lap Time	km/h	Local Time
1							9:00'20.019
2	39.586	18.716	20.875	30.520	1'49.697P		9:02'09.716
3	22.634	17.758	19.866	25.644	1'25.902	246,4	9:03'35.618
4	22.661	17.780	19.709	25.579	1'25.729	243,6	9:05'01.347
5	22.406	17.601	19.652	25.349	1'25.008	244,7	9:06'26.355
6	22.261	17.614	19.707	25.510	1'25.092	247,5	9:07'51.447

17° 68 Y. HERNANDEZ (1'24.767)							
Lap	Seg.1	Seg.2	Seg.3	Seg.4	Lap Time	km/h	Local Time
1							9:00'20.019
2	39.586	18.716	20.875	30.520	1'49.697P		9:02'09.716
3	22.634	17.758	19.866	25.644	1'25.902	246,4	9:03'35.618
4	22.661	17.780	19.709	25.579	1'25.729	243,6	9:05'01.347
5	22.406	17.601	19.652	25.349	1'25.008	244,7	9:06'26.355
6	22.261	17.614	19.707	25.510	1'25.092	247,5	9:07'51.447

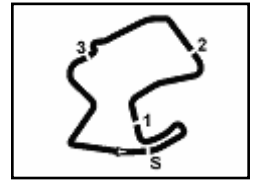
23/06/2018

P = Pits In/Out - C = Lap Time Cancelled

These data/results cannot be reproduced, stored and/or transmitted in whole or in part by any manner of electronic, mechanical, photocopying, recording, broadcasting or otherwise now known or herein after developed without the previous express consent by the copyright owner, except for reproduction in daily press and regular printed publications on sale to the public within 60 days of the event related to those data/results and always provided that copyright symbol appears together as follows below.

© DORNA WSBK ORGANIZATION Srl 2018





GEICO U.S. Round, 22 - 24 June 2018 World Superbike - Chronological Analysis Free Practice 4th Session

WeatherTech Raceway 3.610 m

3 / 3

7	22.309	17.638	19.793	26.133	1'25.873	245,8	9:09'17.320
8	22.384	17.618	19.643	25.453	1'25.098	247,5	9:10'42.418
9	23.189	17.709	19.912	3'54.752	4'55.562P	243,6	9:15'37.980
10	40.247	18.044	20.317	30.860	1'49.468P		9:17'27.448
11	22.367	17.705	19.530	25.434	1'25.036	248,7	9:18'52.484
12	22.275	17.594	19.641	25.257	1'24.767	245,8	9:20'17.251

18° 76 L. BAZ (1'24.983)							
Lap	Seg.1	Seg.2	Seg.3	Seg.4	Lap Time	km/h	Local Time
1							9:00'01.871
2	40.185	18.761	20.607	26.213	1'45.766P		9:01'47.637
3	22.654	17.760	19.661	25.380	1'25.455	241,9	9:03'13.092
4	22.354	17.687	19.684	25.442	1'25.167	245,8	9:04'38.259
5	22.324	17.575	19.525	25.607	1'25.031	239,7	9:06'03.290
6	23.314	17.800	22.380	25.603	1'29.097	246,4	9:07'32.387
7	22.356	17.629	19.583	25.415	1'24.983	243,0	9:08'57.370
8	26.442	18.490	21.790	29.042	1'35.764	243,6	9:10'33.134
9	22.584	17.799	19.692	25.563	1'25.638	237,1	9:11'58.772
10	22.416	17.701	20.477	29.213	1'29.807	239,7	9:13'28.579
11	22.497	17.803	19.833	25.444	1'25.577	238,1	9:14'54.156
12	27.177	18.382	20.327	26.914	1'32.800	235,0	9:16'26.956
13	22.395	17.695	19.748	25.433	1'25.271	244,1	9:17'52.227

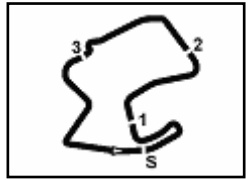
19° 99 P. JACOBSEN (1'25.102)							
Lap	Seg.1	Seg.2	Seg.3	Seg.4	Lap Time	km/h	Local Time
1							9:00'02.858
2	42.178	19.043	21.106	26.230	1'48.557P		9:01'51.415
3	22.680	17.734	19.689	25.418	1'25.521	246,9	9:03'16.936
4	22.808	17.670	19.666	25.547	1'25.691	246,9	9:04'42.627
5	22.504	17.569	19.548	25.487	1'25.108	244,7	9:06'07.735
6	22.686	17.659	19.675	25.624	1'25.644	243,0	9:07'33.379
7	22.565	17.771	19.606	25.494	1'25.436	245,2	9:08'58.815
8	22.569	17.588	19.419	25.526	1'25.102	243,6	9:10'23.917
9	22.592	17.603	19.596	25.390	1'25.181	247,5	9:11'49.098
10	22.871	17.675	19.503	25.484	1'25.533	244,1	9:13'14.631
11	22.583	17.687	19.613	25.537	1'25.420	244,7	9:14'40.051
12	22.624	18.302	19.946	25.821	1'26.693	242,4	9:16'06.744
13	22.647	17.680	19.522	25.604	1'25.453	243,0	9:17'32.197
14	22.697	17.736	19.675	25.659	1'25.767	244,1	9:18'57.964
15	24.863	18.465	19.981	25.852	1'29.161	232,4	9:20'27.125

20° 98 K. HANIKA (1'25.140)							
Lap	Seg.1	Seg.2	Seg.3	Seg.4	Lap Time	km/h	Local Time
1							9:00'03.776
2	41.566	19.515	21.020	2'50.336	4'12.437P		9:04'16.213
3	42.189	18.968	23.994	26.922	1'52.073P		9:06'08.286
4	22.948	18.056	20.228	26.465	1'27.697	230,4	9:07'35.983
5	22.946	17.748	19.894	25.640	1'26.228	234,0	9:09'02.211
6	22.709	18.083	20.154	25.917	1'26.863C	231,4	9:10'29.074
7	22.449	17.696	19.668	25.574	1'25.387	236,0	9:11'54.461
8	22.361	17.701	22.410	27.217	1'29.689	240,3	9:13'24.150
9	22.432	17.740	19.533	25.435	1'25.140	238,1	9:14'49.290
10	22.465	17.676	19.668	25.483	1'25.292	241,4	9:16'14.582
11	26.362	19.066	21.459	25.765	1'32.652	238,7	9:17'47.234
12	22.561	17.739	19.673	25.506	1'25.479	234,5	9:19'12.713
13	22.591	17.812	19.809	25.403	1'25.615	238,1	9:20'38.328

23/06/2018 P = Pits In/Out - C = Lap Time Cancelled

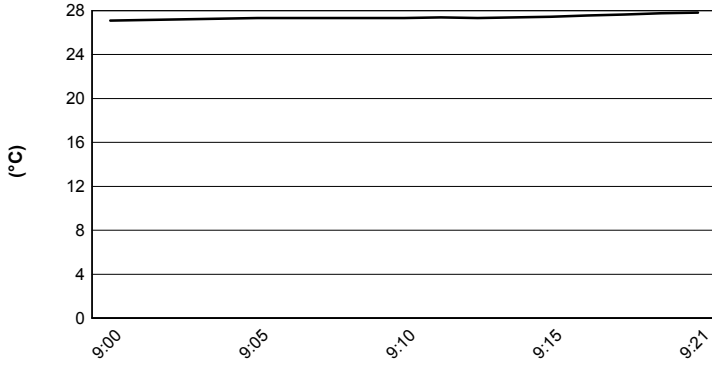
These data/results cannot be reproduced, stored and/or transmitted in whole or in part by any manner of electronic, mechanical, photocopying, recording, broadcasting or otherwise now known or herein after developed without the previous express consent by the copyright owner, except for reproduction in daily press and regular printed publications on sale to the public within 60 days of the event related to those data/results and always provided that copyright symbol appears together as follows below.

© DORNA WSBK ORGANIZATION Srl 2018

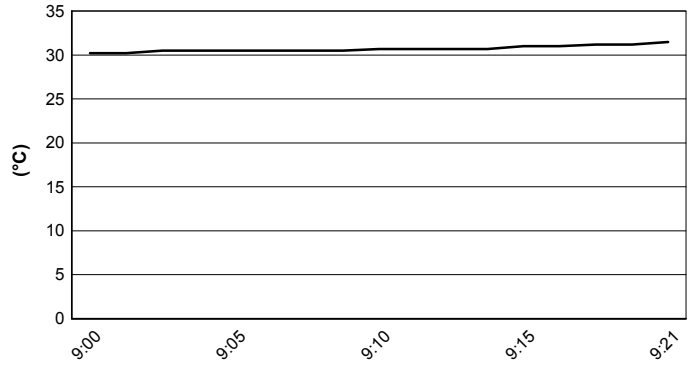


GEICO U.S. Round, 22 - 24 June 2018
World Superbike - Weather Report Free Practice 4th Session
 Session started 09:00 - Session ended 9:21

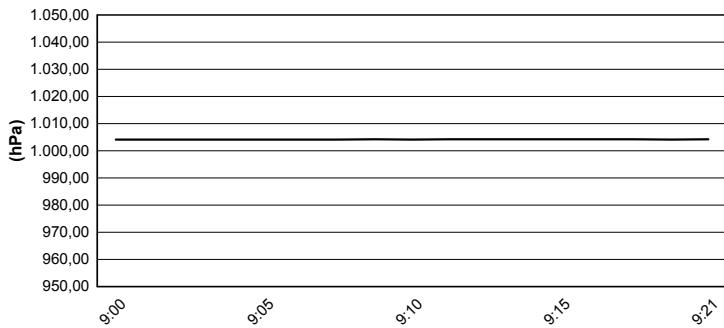
Air Temperature



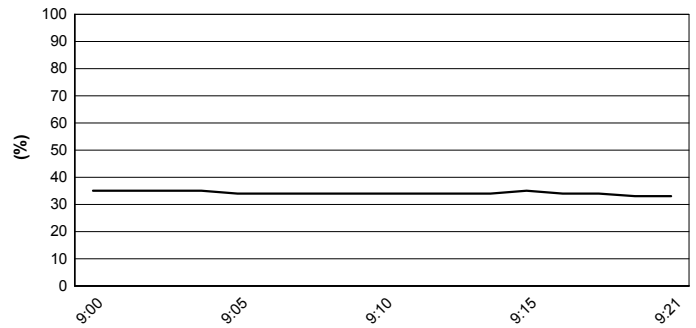
Track Temperature



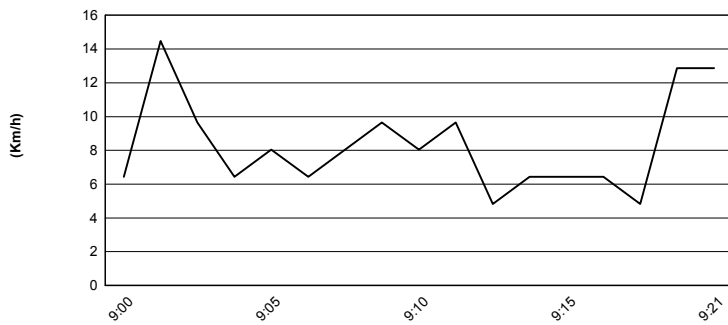
Air Pressure



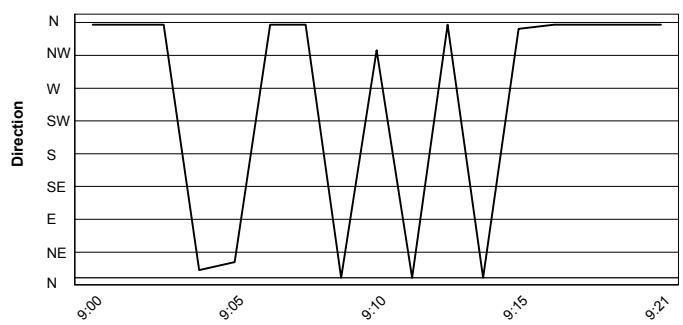
Humidity



Wind Speed



Wind Direction



23/06/2018

These data/results cannot be reproduced, stored and/or transmitted in whole or in part by any manner of electronic, mechanical, photocopying, recording, broadcasting or otherwise now known or herein after developed without the previous express consent by the copyright owner, except for reproduction in daily press and regular printed publications on sale to the public within 60 days of the event related to those data/results and always provided that copyright symbol appears together as follows below.

© DORNA WSBK ORGANIZATION Srl 2018