

WeatherTech Raceway 3.610 m

1 / 2
GEICO U.S. Round, 22 - 24 June 2018
World Superbike - Results Superpole 1

No.	Rider	Nat	Team	Bike	Class	Time	Gap	Rel.	Laps	Speed	
										Avg	Max
1*	60 M. VAN DER MARK	NED	Pata Yamaha Official WorldSBK Team	Yamaha YZF R1		1'23.649			8	155,363	246,9
2*	76 L. BAZ	FRA	GULF ALTHEA BMW Racing Team	BMW S 1000 RR		1'23.735	0.086	0.086	6	155,204	246,4
3	54 T. RAZGATLIOGLU	TUR	Kawasaki Puccetti Racing	Kawasaki ZX-10RR	IND	1'23.776	0.127	0.041	8	155,128	248,1
4	36 L. MERCADO	ARG	Orelac Racing VerdNatura	Kawasaki ZX-10RR	IND	1'24.105	0.456	0.329	8	154,521	250,4
5	57 J. HERRIN	USA	Attack 2Wheel Legal Yamaha	Yamaha YZF R1	IND	1'24.182	0.533	0.077	7	154,380	248,7
6	45 J. GAGNE	USA	Red Bull Honda World Superbike Team	Honda CBR1000RR		1'24.291	0.642	0.109	8	154,180	247,5
7	68 Y. HERNANDEZ	COL	Team Pedercini Racing	Kawasaki ZX-10RR	IND	1'24.382	0.733	0.091	8	154,014	248,7
8	98 K. HANIKA	CZE	Guandalini Racing	Yamaha YZF R1	IND	1'24.746	1.097	0.364	8	153,352	240,3
9	99 P. JACOBSEN	USA	TripleM Honda World Superbike Team	Honda CBR1000RR	IND	1'24.802	1.153	0.056	8	153,251	245,2
10	40 R. RAMOS	ESP	Team GoEleven Kawasaki	Kawasaki ZX-10RR	IND	1'24.836	1.187	0.034	6	153,190	244,7

* Qualified to Superpole 2

AIR	Humidity:	42%	Temp:	28°C
TRACK	Condition:	Dry	Temp:	40°C

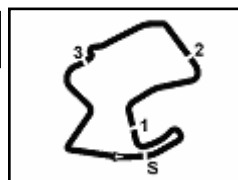
Records	Pole (SP2)	2014 T.Sykes	1'21.811	158,850	Km/h
	Race (RC2)	2017 J.Rea	1'23.275	156,060	Km/h
	Circuit (SP2)	2014 T.Sykes	1'21.811	158,850	Km/h

Start	End	The results are provisional until the end of the time limit for protests and appeals and the completion of the technical checks.
23/06/2018 11:00	11:16	

These data/results cannot be reproduced, stored and/or transmitted in whole or in part by any manner of electronic, mechanical, photocopying, recording, broadcasting or otherwise now known or herein after developed without the previous express consent by the copyright owner, except for reproduction in daily press and regular printed publications on sale to the public within 60 days of the event related to those data/results and always provided that copyright symbol appears together as follows below.

© DORNA WSBK ORGANIZATION Srl 2018




GEICO U.S. Round, 22 - 24 June 2018
World Superbike - Results Superpole 1
Session Highlights

Local Time	No. Rider	Description
11.00.00		Start
11.03.47	36 L. MERCADO	On the Gravel - Re-Joined - Turn 8
11.12.18	45 J. GAGNE	Lap Cancelled (1'58.597) - Exceeded Track Limits - Turn 11
11.13.13	68 Y. HERNANDEZ	On the Gravel - Re-Joined - Turn 6
11.13.52	45 J. GAGNE	Lap Cancelled (1'24.001) - Exceeded Track Limits - Turn 11
11.16.49		End Of Session

Fastest Laps Sequence

No.	Rider	Nat	Team	Bike	Local Time	Time	Gap	Avg
76	L. BAZ	FRA	GULF ALTHEA BMW Racing Team	BMW S 1000 RR	11:03'29.472	1'24.450		153,890
45	J. GAGNE	USA	Red Bull Honda World Superbike Team	Honda CBR1000RR	11:03'35.169	1'24.291	-0.159	154,180
60	M. VAN DER MARK	NED	Pata Yamaha Official WorldSBK Team	Yamaha YZF R1	11:03'46.635	1'24.113	-0.178	154,506
36	L. MERCADO	ARG	Orelac Racing VerdNatura	Kawasaki ZX-10RR	11:05'12.045	1'24.105	-0.008	154,521
76	L. BAZ	FRA	GULF ALTHEA BMW Racing Team	BMW S 1000 RR	11:13'31.780	1'23.735	-0.370	155,204
60	M. VAN DER MARK	NED	Pata Yamaha Official WorldSBK Team	Yamaha YZF R1	11:13'34.605	1'23.649	-0.086	155,363

Start End The results are provisional until the end of the time limit for protests and appeals
23/06/2018 11:00 11:16 and the completion of the technical checks.

These data/results cannot be reproduced, stored and/or transmitted in whole or in part by any manner of electronic, mechanical, photocopying, recording, broadcasting or otherwise now known or herein after developed without the previous express consent by the copyright owner, except for reproduction in daily press and regular printed publications on sale to the public within 60 days of the event related to those data/results and always provided that copyright symbol appears together as follows below.

© DORNA WSBK ORGANIZATION Srl 2018



GEICO U.S. Round, 22 - 24 June 2018 World Superbike - Best Sectors & Speed Superpole 1

WeatherTech Raceway 3.610 m

BEST LAP			
1	60 M. VAN DER MARK	Yamaha YZF R1	1'23.649
2	76 L. BAZ	BMW S 1000 RR	1'23.735
3	54 T. RAZGATLIOGLU	Kawasaki ZX-10RR	1'23.776
4	36 L. MERCADO	Kawasaki ZX-10RR	1'24.105
5	57 J. HERRIN	Yamaha YZF R1	1'24.182
6	45 J. GAGNE	Honda CBR1000RR	1'24.291
7	68 Y. HERNANDEZ	Kawasaki ZX-10RR	1'24.382
8	98 K. HANIKA	Yamaha YZF R1	1'24.746
9	99 P. JACOBSEN	Honda CBR1000RR	1'24.802
10	40 R. RAMOS	Kawasaki ZX-10RR	1'24.836

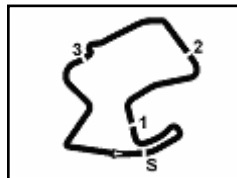
SPEED			
1	36 L. MERCADO	Kawasaki ZX-10RR	250,4
2	68 Y. HERNANDEZ	Kawasaki ZX-10RR	248,7
3	57 J. HERRIN	Yamaha YZF R1	248,7
4	54 T. RAZGATLIOGLU	Kawasaki ZX-10RR	248,1
5	45 J. GAGNE	Honda CBR1000RR	247,5
6	60 M. VAN DER MARK	Yamaha YZF R1	246,9
7	76 L. BAZ	BMW S 1000 RR	246,4
8	99 P. JACOBSEN	Honda CBR1000RR	245,2
9	40 R. RAMOS	Kawasaki ZX-10RR	244,7
10	98 K. HANIKA	Yamaha YZF R1	240,3

SEG. 1		SEG. 2		SEG. 3		SEG. 4					
1	54 T. RAZGATLIOGLU	21.979	1	76 L. BAZ	17.291	1	60 M. VAN DER MARK	19.190	1	68 Y. HERNANDEZ	25.005
2	76 L. BAZ	21.991	2	54 T. RAZGATLIOGLU	17.321	2	45 J. GAGNE	19.285	2	60 M. VAN DER MARK	25.013
3	45 J. GAGNE	22.004	3	60 M. VAN DER MARK	17.349	3	57 J. HERRIN	19.293	3	76 L. BAZ	25.077
4	57 J. HERRIN	22.017	4	45 J. GAGNE	17.386	4	36 L. MERCADO	19.309	4	36 L. MERCADO	25.083
5	36 L. MERCADO	22.018	5	68 Y. HERNANDEZ	17.450	5	54 T. RAZGATLIOGLU	19.342	5	54 T. RAZGATLIOGLU	25.111
6	60 M. VAN DER MARK	22.097	6	36 L. MERCADO	17.471	6	76 L. BAZ	19.368	6	45 J. GAGNE	25.156
7	68 Y. HERNANDEZ	22.190	7	57 J. HERRIN	17.513	7	99 P. JACOBSEN	19.396	7	57 J. HERRIN	25.173
8	40 R. RAMOS	22.241	8	98 K. HANIKA	17.524	8	40 R. RAMOS	19.397	8	98 K. HANIKA	25.199
9	98 K. HANIKA	22.338	9	40 R. RAMOS	17.545	9	98 K. HANIKA	19.503	9	99 P. JACOBSEN	25.237
10	99 P. JACOBSEN	22.458	10	99 P. JACOBSEN	17.573	10	68 Y. HERNANDEZ	19.545	10	40 R. RAMOS	25.339

23/06/2018

These data/results cannot be reproduced, stored and/or transmitted in whole or in part by any manner of electronic, mechanical, photocopying, recording, broadcasting or otherwise now known or herein after developed without the previous express consent by the copyright owner, except for reproduction in daily press and regular printed publications on sale to the public within 60 days of the event related to those data/results and always provided that copyright symbol appears together as follows below.

© DORNA WSBK ORGANIZATION Srl 2018



WeatherTech Raceway 3.610 m

GEICO U.S. Round, 22 - 24 June 2018

World Superbike - Ideal Times Superpole 1

No.	Rider	Nat	Bike	Seg. 1	Seg. 2	Seg. 3	Seg. 4	Ideal Time		
				Diff. 1	Diff. 2	Diff. 3	Diff. 4	Best Lap	Pos.	Diff.
1	60 M. VAN DER MARK	NED	Yamaha YZF R1	22.097	17.349	19.190	25.013	1'23.649	1	
2	76 L. BAZ	FRA	BMW S 1000 RR	21.991	17.291	19.368 0.008	25.077	1'23.727	2	0.008
3	54 T. RAZGATLIOGLU	TUR	Kawasaki ZX-10RR	21.979 0.023	17.321	19.342	25.111	1'23.753	3	0.023
4	45 J. GAGNE	USA	Honda CBR1000RR	22.004 0.208	17.386 0.183	19.285	25.156 0.069	1'23.831	6	0.460
5	36 L. MERCADO	ARG	Kawasaki ZX-10RR	22.018 0.014	17.471 0.125	19.309	25.083 0.085	1'23.881	4	0.224
6	57 J. HERRIN	USA	Yamaha YZF R1	22.017 0.002	17.513 0.016	19.293 0.121	25.173 0.047	1'23.996	5	0.186
7	68 Y. HERNANDEZ	COL	Kawasaki ZX-10RR	22.190 0.109	17.450 0.023	19.545 0.060	25.005	1'24.190	7	0.192
8	40 R. RAMOS	ESP	Kawasaki ZX-10RR	22.241 0.135	17.545	19.397 0.158	25.339 0.021	1'24.522	10	0.314
9	98 K. HANIKA	CZE	Yamaha YZF R1	22.338 0.085	17.524	19.503 0.097	25.199	1'24.564	8	0.182
10	99 P. JACOBSEN	USA	Honda CBR1000RR	22.458	17.573	19.396 0.020	25.237 0.118	1'24.664	9	0.138
Overall Ideal Time				21.979	17.291	19.190	25.005	1'23.465		

23/06/2018

These data/results cannot be reproduced, stored and/or transmitted in whole or in part by any manner of electronic, mechanical, photocopying, recording, broadcasting or otherwise now known or herein after developed without the previous express consent by the copyright owner, except for reproduction in daily press and regular printed publications on sale to the public within 60 days of the event related to those data/results and always provided that copyright symbol appears together as follows below.

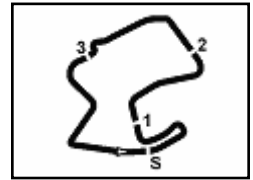
© DORNA WSBK ORGANIZATION Srl 2018

PIRELLI PERUGIA TIMING


Official Tyre Supplier



Official Timekeeper



GEICO U.S. Round, 22 - 24 June 2018 World Superbike - Chronological Analysis Superpole 1

WeatherTech Raceway 3.610 m

1° 60 M. VAN DER MARK (1'23.649)							
Lap	Seg.1	Seg.2	Seg.3	Seg.4	Lap Time	km/h	Local Time
1							11:00'08.905
2	51.281	24.104	25.315	32.917	2'13.617P		11:02'22.522
3	22.145	17.504	19.351	25.113	1'24.113	243,6	11:03'46.635
4	22.186	17.574	19.459	25.472	1'24.691	246,9	11:05'11.326
5	22.385	17.501	19.505	25.278	1'24.669	244,1	11:06'35.995
6	25.700	17.605	19.555	2'25.782	3'28.642P	234,0	11:10'04.637
7	43.572	24.724	30.156	27.867	2'06.319P		11:12'10.956
8	22.097	17.349	19.190	25.013	1'23.649	244,7	11:13'34.605
9	22.166	17.580	19.351	25.126	1'24.223	246,4	11:14'58.828

2° 76 L. BAZ (1'23.735)							
Lap	Seg.1	Seg.2	Seg.3	Seg.4	Lap Time	km/h	Local Time
1							11:00'06.628
2	49.764	19.196	20.741	28.693	1'58.394P		11:02'05.022
3	22.282	17.427	19.368	25.373	1'24.450	246,4	11:03'29.472
4	28.359	18.643	20.160	5'28.932	6'36.094P	245,8	11:10'05.566
5	42.941	19.083	33.115	27.340	2'02.479P		11:12'08.045
6	21.991	17.291	19.376	25.077	1'23.735	246,4	11:13'31.780
7	26.575	19.186	20.745	26.077	1'32.583	243,6	11:15'04.363

3° 54 T. RAZGATLIOGLU (1'23.776)							
Lap	Seg.1	Seg.2	Seg.3	Seg.4	Lap Time	km/h	Local Time
1							11:00'15.134
2	40.779	19.390	20.345	28.646	1'49.160P		11:02'04.294
3	22.381	18.070	22.584	26.520	1'29.555	241,9	11:03'33.849
4	22.462	17.622	19.374	25.327	1'24.785	246,4	11:04'58.634
5	22.194	17.476	19.424	25.317	1'24.411	248,1	11:06'23.045
6	22.216	17.871	20.008	3'15.282	4'15.377P	246,4	11:10'38.422
7	38.949	18.448	20.051	25.441	1'42.889P		11:12'21.311
8	22.002	17.321	19.342	25.111	1'23.776	244,7	11:13'45.087
9	21.979	17.401	19.412	25.138	1'23.930	246,9	11:15'09.017

4° 36 L. MERCADO (1'24.105)							
Lap	Seg.1	Seg.2	Seg.3	Seg.4	Lap Time	km/h	Local Time
1							11:00'09.527
2	48.480	24.531	27.804	28.357	2'09.172P		11:02'18.699
3	22.115	17.528	20.814	28.784	1'29.241	245,8	11:03'47.940
4	22.032	17.596	19.309	25.168	1'24.105	248,7	11:05'12.045
5	22.018	17.482	19.638	25.091	1'24.229	250,4	11:06'36.274
6	22.911	17.805	19.699	2'46.215	3'46.630P	249,2	11:10'22.904
7	39.714	23.507	21.236	28.011	1'52.468P		11:12'15.372
8	22.161	17.471	19.434	25.083	1'24.149	245,8	11:13'39.521
9	24.977	18.618	19.525	25.213	1'28.333	250,4	11:15'07.854

5° 57 J. HERRIN (1'24.182)							
Lap	Seg.1	Seg.2	Seg.3	Seg.4	Lap Time	km/h	Local Time
1							11:00'09.196
2	51.337	24.055	25.271	32.888	2'13.551P		11:02'22.747
3	22.019	17.529	19.414	25.220	1'24.182	248,7	11:03'46.929
4	22.017	17.585	19.470	25.173	1'24.245	248,7	11:05'11.174
5	24.942	17.744	19.562	25.772	1'28.020	245,8	11:06'39.194
6	22.369	17.513	19.293	25.425	1'24.600	245,8	11:08'03.794
7	28.288	19.142	19.957	25.571	1'32.958	242,4	11:09'36.752
8	22.315	17.599	19.403	25.392	1'24.709	243,6	11:11'01.461

6° 45 J. GAGNE (1'24.291)							
Lap	Seg.1	Seg.2	Seg.3	Seg.4	Lap Time	km/h	Local Time
1							11:00'03.879
2	49.251	22.789	21.758	33.201	2'06.999P		11:02'10.878
3	22.212	17.569	19.285	25.225	1'24.291	246,4	11:03'35.169
4	22.004	17.579	19.348	25.414	1'24.345	247,5	11:04'59.514

5	22.350	17.448	19.455	25.156	1'24.409	246,9	11:06'23.923
6	23.946	17.666	19.754	2'43.204	3'44.570P	237,6	11:10'08.493
7	41.193	20.281	29.924	27.199	1'58.597CP		11:12'07.090
8	22.070	17.386	19.300	25.245	1'24.001C	246,4	11:13'31.091
9	22.687	18.541	20.179	28.353	1'29.760	245,8	11:15'00.851

7° 68 Y. HERNANDEZ (1'24.382)							
Lap	Seg.1	Seg.2	Seg.3	Seg.4	Lap Time	km/h	Local Time
1							11:00'06.995
2	49.876	19.019	21.207	28.260	1'58.362P		11:02'05.357
3	22.584	17.530	19.545	25.366	1'25.025	246,4	11:03'30.382
4	25.647	19.278	19.565	25.394	1'29.884	246,9	11:05'00.266
5	22.195	17.611	19.616	25.206	1'24.628	245,2	11:06'24.894
6	22.400	17.598	19.881	2'40.959	3'40.838P	247,5	11:10'05.732
7	43.700	17.943	29.673	31.379	2'02.695P		11:12'08.427
8	22.190	17.450	29.412	28.353	1'37.405	248,7	11:13'45.832
9	22.299	17.473	19.605	25.005	1'24.382	246,9	11:15'10.214

8° 98 K. HANIKA (1'24.746)							
Lap	Seg.1	Seg.2	Seg.3	Seg.4	Lap Time	km/h	Local Time
1							11:00'02.573
2	46.553	23.517	25.083	28.579	2'03.732P		11:02'06.305
3	22.683	17.704	19.613	25.360	1'25.360	231,9	11:03'31.665
4	22.338	17.761	19.503	25.454	1'25.056	239,2	11:04'56.721
5	26.856	18.002	19.897	4'12.009	5'16.764P	237,1	11:10'13.485
6	40.305	18.635	22.282	34.427	1'55.649P		11:12'09.134
7	22.423	17.524	19.600	25.199	1'24.746	236,0	11:13'33.880
8	23.170	17.630	19.583	25.252	1'25.635	240,3	11:14'59.515
9	22.347	17.709	19.701	25.354	1'25.111	239,2	11:16'24.626

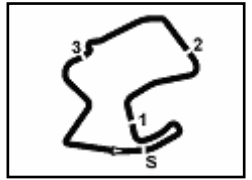
9° 99 P. JACOBSEN (1'24.802)							
Lap	Seg.1	Seg.2	Seg.3	Seg.4	Lap Time	km/h	Local Time
1							10:59'54.792
2	53.537	26.326	22.327	28.370	2'10.560P		11:02'05.352
3	23.041	17.644	19.496	25.237	1'25.418	225,6	11:03'30.770
4	22.699	17.883	19.577	25.499	1'25.658	240,8	11:04'56.428
5	27.622	18.682	19.998	3'57.240	5'03.542P	232,9	11:09'59.970
6	42.401	18.931	20.314	25.733	1'47.379P		11:11'47.349
7	22.458	17.573	19.416	25.355	1'24.802	245,2	11:13'12.151
8	22.475	17.656	19.396	25.335	1'24.862	244,7	11:14'37.013
9	23.991	18.079	19.819	25.613	1'27.502	241,4	11:16'04.515

10° 40 R. RAMOS (1'24.836)							
Lap	Seg.1	Seg.2	Seg.3	Seg.4	Lap Time	km/h	Local Time
1							10:59'59.801
2	43.850	23.090	27.581	37.215	2'11.736P		11:02'11.537
3	22.622	17.725	23.919	32.525	1'36.791	240,3	11:03'48.328
4	22.550	17.592	19.397	25.339	1'24.878	241,4	11:05'13.206
5	22.376	17.545	19.555	25.360	1'24.836	241,4	11:06'38.042
6	23.649	17.946	19.782	2'37.474	3'38.851P	226,0	11:10'16.893
7	41.092	23.756	21.715	27.786	1'54.349P		11:12'11.242

23/06/2018 P = Pits In/Out - C = Lap Time Cancelled

These data/results cannot be reproduced, stored and/or transmitted in whole or in part by any manner of electronic, mechanical, photocopying, recording, broadcasting or otherwise now known or herein after developed without the previous express consent by the copyright owner, except for reproduction in daily press and regular printed publications on sale to the public within 60 days of the event related to those data/results and always provided that copyright symbol appears together as follows below.

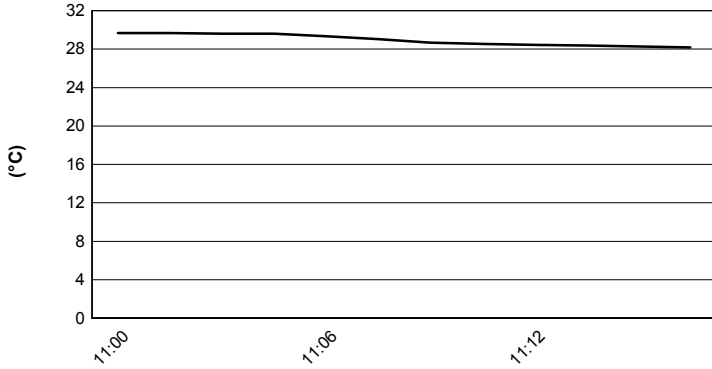
© DORNA WSBK ORGANIZATION Srl 2018



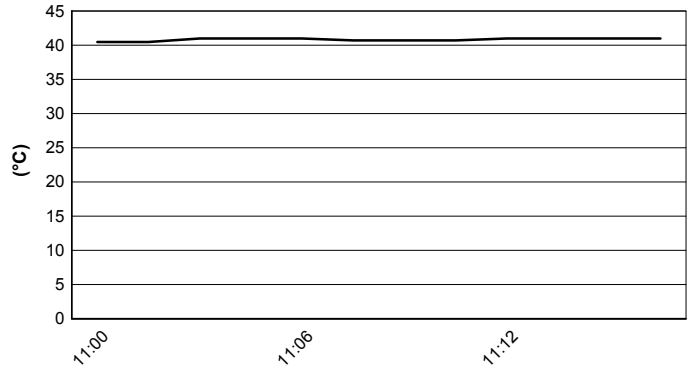
WeatherTech Raceway 3.610 m

GEICO U.S. Round, 22 - 24 June 2018
World Superbike - Weather Report Superpole 1
 Session started 11:00 - Session ended 11:16


Air Temperature



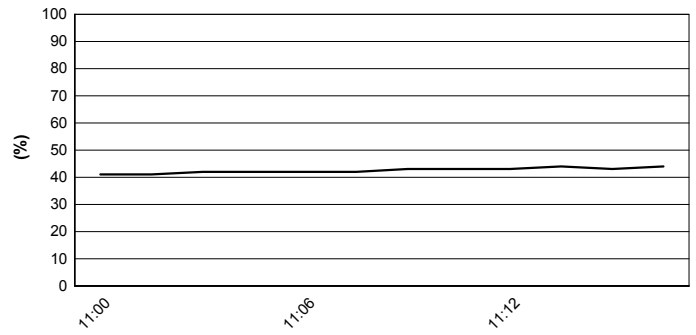
Track Temperature



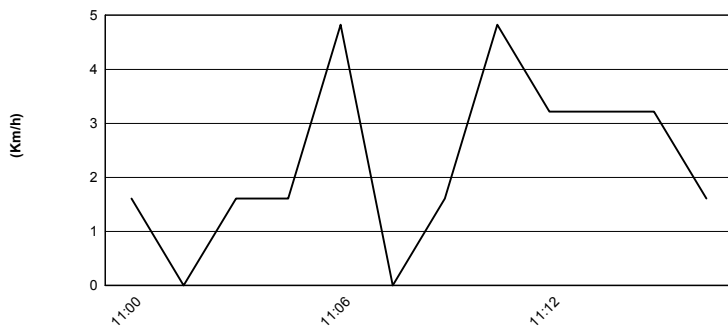
Air Pressure



Humidity



Wind Speed



Wind Direction



23/06/2018

These data/results cannot be reproduced, stored and/or transmitted in whole or in part by any manner of electronic, mechanical, photocopying, recording, broadcasting or otherwise now known or herein after developed without the previous express consent by the copyright owner, except for reproduction in daily press and regular printed publications on sale to the public within 60 days of the event related to those data/results and always provided that copyright symbol appears together as follows below.

© DORNA WSBK ORGANIZATION Srl 2018