
GEICO U.S. Round, 22 - 24 June 2018
World Superbike - Free Practices & Superpole Combined Results

WeatherTech Raceway 3.610 m

No.	Rider	Nat	Team	Bike	Class	FPs	LL	Superpole	Gap	Time	Avg
1	7 C. DAVIES	GBR	Aruba.it Racing - Ducati	Ducati Panigale R		1'23.635	49	1'22.282		1'22.282	157,945
2	66 T. SYKES	GBR	Kawasaki Racing Team WorldSBK	Kawasaki ZX-10RR		1'23.502	59	1'22.297	0.015	1'22.297	157,916
3	1 J. REA	GBR	Kawasaki Racing Team WorldSBK	Kawasaki ZX-10RR		1'23.104	45	1'22.359	0.077	1'22.359	157,797
4	50 E. LAVERTY	IRL	Milwaukee Aprilia	Aprilia RSV4 RF		1'23.586	55	1'22.636	0.354	1'22.636	157,268
5	22 A. LOWES	GBR	Pata Yamaha Official WorldSBK Team	Yamaha YZF R1		1'23.687	60	1'22.729	0.447	1'22.729	157,091
6	32 L. SAVADORI	ITA	Milwaukee Aprilia	Aprilia RSV4 RF		1'23.510	55	1'22.919	0.637	1'22.919	156,731
7	2 L. CAMIER	GBR	Red Bull Honda World Superbike Team	Honda CBR1000RR		1'23.769	58	1'23.088	0.806	1'23.088	156,412
8	12 X. FORES	ESP	Barni Racing Team	Ducati Panigale R	IND	1'24.033	57	1'23.244	0.962	1'23.244	156,119
9	60 M. VAN DER MARK	NED	Pata Yamaha Official WorldSBK Team	Yamaha YZF R1		1'24.106	55	1'23.253	0.971	1'23.253	156,102
10	33 M. MELANDRI	ITA	Aruba.it Racing - Ducati	Ducati Panigale R		1'23.458	50	1'23.302	1.020	1'23.302	156,011
11	81 J. TORRES	ESP	MV Agusta Reparto Corse	MV Agusta 1000 F4		1'23.869	62	1'23.321	1.039	1'23.321	155,975
12	76 L. BAZ	FRA	GULF ALTHEA BMW Racing Team	BMW S 1000 RR		1'24.175	56			1'24.175	154,393
13	54 T. RAZGATLIOGLU	TUR	Kawasaki Puccetti Racing	Kawasaki ZX-10RR	IND	1'24.177	60	1'23.776		1'23.776	155,128
14	36 L. MERCADO	ARG	Orelac Racing VerdNatura	Kawasaki ZX-10RR	IND	1'24.375	58	1'24.105	0.329	1'24.105	154,521
15	57 J. HERRIN	USA	Attack 2Wheel Legal Yamaha	Yamaha YZF R1	IND	1'24.264	52	1'24.182	0.406	1'24.182	154,380
16	45 J. GAGNE	USA	Red Bull Honda World Superbike Team	Honda CBR1000RR		1'24.221	54	1'24.291	0.515	1'24.291	154,180
17	68 Y. HERNANDEZ	COL	Team Pedercini Racing	Kawasaki ZX-10RR	IND	1'25.187	55	1'24.382	0.606	1'24.382	154,014
18	98 K. HANIKA	CZE	Guandalini Racing	Yamaha YZF R1	IND	1'25.084	56	1'24.746	0.970	1'24.746	153,352
19	99 P. JACOBSEN	USA	TripleM Honda World Superbike Team	Honda CBR1000RR	IND	1'24.974	59	1'24.802	1.026	1'24.802	153,251
20	40 R. RAMOS	ESP	Team GoEleven Kawasaki	Kawasaki ZX-10RR	IND	1'24.651	34	1'24.836	1.060	1'24.836	153,190

23/06/2018

The results are provisional until the end of the time limit for protests and appeals and the completion of the technical checks.

These data/results cannot be reproduced, stored and/or transmitted in whole or in part by any manner of electronic, mechanical, photocopying, recording, broadcasting or otherwise now known or herein after developed without the previous express consent by the copyright owner, except for reproduction in daily press and regular printed publications on sale to the public within 60 days of the event related to those data/results and always provided that copyright symbol appears together as follows below.

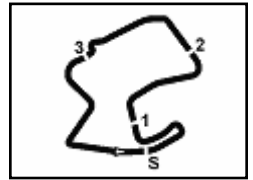
© DORNA WSBK ORGANIZATION Srl 2018

FIAT PERUGIA TIMING


Official Tyre Supplier



Official Timekeeper



GEICO U.S. Round, 22 - 24 June 2018
World Superbike - Starting Grid - Race 1
25 Laps x 3,610 km = 90,250 km

WeatherTech Raceway 3.610 m

Pos	Number	Name	Team	Time	Pos
1	1	REA J.	Kawasaki	1'22.359	1
2	66	SYKES T.	Kawasaki	1'22.297	1
3	7	DAVIES C.	Ducati	1'22.282 SP2	1
4	50	LAVERTY E.	Aprilia	1'22.636 SP2	2
5	22	LOWES A.	Yamaha	1'22.729	2
6	32	SAVADORI L.	Aprilia	1'22.919 SP2	2
7	2	CAMIER L.	Honda	1'23.088	3
8	12	FORES X.	Ducati	1'23.244 SP2	3
9	60	VAN DER MARK M.	Yamaha	1'23.253	3
10	33	MELANDRI M.	Ducati	1'23.302 SP2	4
11	81	TORRES J.	MV Agusta	1'23.321	4
12	76	BAZ L.	BMW	SP2	4
13	54	RAZGATLIOGLU T.	Kawasaki	1'23.776	5
14	36	MERCADO L.	Kawasaki	1'24.105	5
15	57	HERRIN J.	Yamaha	1'24.182	5
16	45	GAGNE J.	Honda	1'24.291	6
17	68	HERNANDEZ Y.	Kawasaki	1'24.382	6
18	98	HANIKA K.	Yamaha	1'24.746	6
19	99	JACOBSEN P.	Honda	1'24.802	7
20	40	RAMOS R.	Kawasaki	1'24.836	7

23/06/2018 Jury President

These data/results cannot be reproduced, stored and/or transmitted in whole or in part by any manner of electronic, mechanical, photocopying, recording, broadcasting or otherwise now known or herein after developed without the previous express consent by the copyright owner, except for reproduction in daily press and regular printed publications on sale to the public within 60 days of the event related to those data/results and always provided that copyright symbol appears together as follows below.

© DORNA WSBK ORGANIZATION Srl 2018

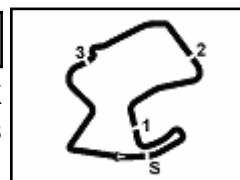
FKR PERUGIA TIMING



Official Tyre Supplier



Official Timekeeper


GEICO U.S. Round, 22 - 24 June 2018
World Superbike - Results Superpole 2

WeatherTech Raceway 3.610 m

1 / 2

No.	Rider	Nat	Team	Bike	Class	Time	Gap	Rel.	Laps	Speed	
										Avg	Max
1	7 C. DAVIES	GBR	Aruba.it Racing - Ducati	Ducati Panigale R		1'22.282			7	157,945	253,4
2	66 T. SYKES	GBR	Kawasaki Racing Team WorldSBK	Kawasaki ZX-10RR		1'22.297	0.015	0.015	7	157,916	252,2
3	1 J. REA	GBR	Kawasaki Racing Team WorldSBK	Kawasaki ZX-10RR		1'22.359	0.077	0.062	7	157,797	252,8
4	50 E. LAVERTY	IRL	Milwaukee Aprilia	Aprilia RSV4 RF		1'22.636	0.354	0.277	8	157,268	253,4
5	22 A. LOWES	GBR	Pata Yamaha Official WorldSBK Team	Yamaha YZF R1		1'22.729	0.447	0.093	7	157,091	252,8
6	32 L. SAVADORI	ITA	Milwaukee Aprilia	Aprilia RSV4 RF		1'22.919	0.637	0.190	7	156,731	249,2
7	2 L. CAMIER	GBR	Red Bull Honda World Superbike Team	Honda CBR1000RR		1'23.088	0.806	0.169	8	156,412	250,4
8	12 X. FORES	ESP	Barni Racing Team	Ducati Panigale R	IND	1'23.244	0.962	0.156	7	156,119	251,0
9	60 M. VAN DER MARK	NED	Pata Yamaha Official WorldSBK Team	Yamaha YZF R1		1'23.253	0.971	0.009	8	156,102	249,2
10	33 M. MELANDRI	ITA	Aruba.it Racing - Ducati	Ducati Panigale R		1'23.302	1.020	0.049	6	156,011	252,8
11	81 J. TORRES	ESP	MV Agusta Reparto Corse	MV Agusta 1000 F4		1'23.321	1.039	0.019	8	155,975	251,0
12	76 L. BAZ	FRA	GULF ALTHEA BMW Racing Team	BMW S 1000 RR					1		245,2

AIR	Humidity:	43%	Temp:	27°C
TRACK	Condition:	Dry	Temp:	42°C

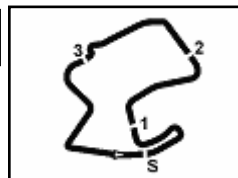
Records	Pole (SP2)	2014 T.Sykes	1'21.811	158,850	Km/h
	Race (RC2)	2017 J.Rea	1'23.275	156,060	Km/h
	Circuit (SP2)	2014 T.Sykes	1'21.811	158,850	Km/h

Start End The results are provisional until the end of the time limit for protests and appeals
23/06/2018 11:25 11:41 and the completion of the technical checks.

These data/results cannot be reproduced, stored and/or transmitted in whole or in part by any manner of electronic, mechanical, photocopying, recording, broadcasting or otherwise now known or herein after developed without the previous express consent by the copyright owner, except for reproduction in daily press and regular printed publications on sale to the public within 60 days of the event related to those data/results and always provided that copyright symbol appears together as follows below.

© DORNA WSBK ORGANIZATION Srl 2018




GEICO U.S. Round, 22 - 24 June 2018
World Superbike - Results Superpole 2
Session Highlights

Local Time	No. Rider	Description
11.25.00		Start
11.39.23	76 L. BAZ	Crashed - Turn 8
11.41.38		End Of Session

Fastest Laps Sequence

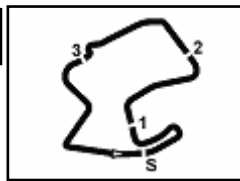
No.	Rider	Nat	Team	Bike	Local Time	Time	Gap	Avg
1	J. REA	GBR	Kawasaki Racing Team WorldSBK	Kawasaki ZX-10RR	11:28'06.063	1'23.257		156,095
1	J. REA	GBR	Kawasaki Racing Team WorldSBK	Kawasaki ZX-10RR	11:29'29.166	1'23.103	-0.154	156,384
50	E. LAVERTY	IRL	Milwaukee Aprilia	Aprilia RSV4 RF	11:29'30.556	1'23.075	-0.028	156,437
50	E. LAVERTY	IRL	Milwaukee Aprilia	Aprilia RSV4 RF	11:38'12.381	1'22.718	-0.357	157,112
7	C. DAVIES	GBR	Aruba.it Racing - Ducati	Ducati Panigale R	11:39'18.185	1'22.282	-0.436	157,945

23/06/2018 Start End The results are provisional until the end of the time limit for protests and appeals
 11:25 11:41 and the completion of the technical checks.

These data/results cannot be reproduced, stored and/or transmitted in whole or in part by any manner of electronic, mechanical, photocopying, recording, broadcasting or otherwise now known or herein after developed without the previous express consent by the copyright owner, except for reproduction in daily press and regular printed publications on sale to the public within 60 days of the event related to those data/results and always provided that copyright symbol appears together as follows below.

© DORNA WSBK ORGANIZATION Srl 2018





GEICO U.S. Round, 22 - 24 June 2018 World Superbike - Best Sectors & Speed Superpole 2

WeatherTech Raceway 3.610 m

BEST LAP			
1	7 C. DAVIES	Ducati Panigale R	1'22.282
2	66 T. SYKES	Kawasaki ZX-10RR	1'22.297
3	1 J. REA	Kawasaki ZX-10RR	1'22.359
4	50 E. LAVERTY	Aprilia RSV4 RF	1'22.636
5	22 A. LOWES	Yamaha YZF R1	1'22.729
6	32 L. SAVADORI	Aprilia RSV4 RF	1'22.919
7	2 L. CAMIER	Honda CBR1000RR	1'23.088
8	12 X. FORES	Ducati Panigale R	1'23.244
9	60 M. VAN DER MARK	Yamaha YZF R1	1'23.253
10	33 M. MELANDRI	Ducati Panigale R	1'23.302
11	81 J. TORRES	MV Agusta 1000 F4	1'23.321
12	76 L. BAZ	BMW S 1000 RR	

SPEED			
1	7 C. DAVIES	Ducati Panigale R	253,4
2	50 E. LAVERTY	Aprilia RSV4 RF	253,4
3	22 A. LOWES	Yamaha YZF R1	252,8
4	1 J. REA	Kawasaki ZX-10RR	252,8
5	33 M. MELANDRI	Ducati Panigale R	252,8
6	66 T. SYKES	Kawasaki ZX-10RR	252,2
7	12 X. FORES	Ducati Panigale R	251,0
8	81 J. TORRES	MV Agusta 1000 F4	251,0
9	2 L. CAMIER	Honda CBR1000RR	250,4
10	32 L. SAVADORI	Aprilia RSV4 RF	249,2
11	60 M. VAN DER MARK	Yamaha YZF R1	249,2
12	76 L. BAZ	BMW S 1000 RR	245,2

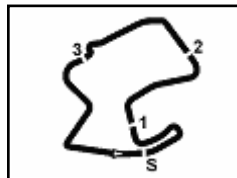
SEG. 1		SEG. 2		SEG. 3		SEG. 4					
1	1 J. REA	21.587	1	7 C. DAVIES	17.119	1	7 C. DAVIES	18.924	1	66 T. SYKES	24.465
2	66 T. SYKES	21.647	2	1 J. REA	17.124	2	1 J. REA	18.978	2	7 C. DAVIES	24.523
3	7 C. DAVIES	21.659	3	22 A. LOWES	17.128	3	22 A. LOWES	18.986	3	1 J. REA	24.573
4	50 E. LAVERTY	21.665	4	66 T. SYKES	17.179	4	66 T. SYKES	19.006	4	50 E. LAVERTY	24.626
5	32 L. SAVADORI	21.736	5	50 E. LAVERTY	17.195	5	32 L. SAVADORI	19.020	5	32 L. SAVADORI	24.731
6	2 L. CAMIER	21.764	6	32 L. SAVADORI	17.216	6	50 E. LAVERTY	19.070	6	22 A. LOWES	24.749
7	81 J. TORRES	21.780	7	33 M. MELANDRI	17.230	7	12 X. FORES	19.095	7	12 X. FORES	24.791
8	33 M. MELANDRI	21.818	8	2 L. CAMIER	17.244	8	2 L. CAMIER	19.102	8	60 M. VAN DER MARK	24.838
9	22 A. LOWES	21.866	9	60 M. VAN DER MARK	17.263	9	60 M. VAN DER MARK	19.132	9	2 L. CAMIER	24.886
10	76 L. BAZ	21.876	10	12 X. FORES	17.284	10	33 M. MELANDRI	19.169	10	81 J. TORRES	24.899
11	12 X. FORES	21.911	11	76 L. BAZ	17.318	11	81 J. TORRES	19.226	11	33 M. MELANDRI	24.938
12	60 M. VAN DER MARK	21.962	12	81 J. TORRES	17.346	12	76 L. BAZ	23.385	12	76 L. BAZ	25.450

23/06/2018

These data/results cannot be reproduced, stored and/or transmitted in whole or in part by any manner of electronic, mechanical, photocopying, recording, broadcasting or otherwise now known or herein after developed without the previous express consent by the copyright owner, except for reproduction in daily press and regular printed publications on sale to the public within 60 days of the event related to those data/results and always provided that copyright symbol appears together as follows below.

© DORNA WSBK ORGANIZATION Srl 2018





WeatherTech Raceway 3.610 m

GEICO U.S. Round, 22 - 24 June 2018

World Superbike - Ideal Times Superpole 2

No.	Rider	Nat	Bike	Seg. 1	Seg. 2	Seg. 3	Seg. 4	Ideal Time		
				Diff. 1	Diff. 2	Diff. 3	Diff. 4	Best Lap	Pos.	Diff.
1	7 C. DAVIES	GBR	Ducati Panigale R	21.659 0.057	17.119	18.924	24.523	1'22.225	2	0.057
2	1 J. REA	GBR	Kawasaki ZX-10RR	21.587 0.081	17.124 0.016	18.978	24.573	1'22.262	4	0.097
3	66 T. SYKES	GBR	Kawasaki ZX-10RR	21.647	17.179	19.006	24.465	1'22.297	3	
4	50 E. LAVERTY	IRL	Aprilia RSV4 RF	21.665	17.195 0.002	19.070	24.626 0.078	1'22.556	5	0.080
5	32 L. SAVADORI	ITA	Aprilia RSV4 RF	21.736 0.185	17.216 0.031	19.020	24.731	1'22.703	7	0.216
6	22 A. LOWES	GBR	Yamaha YZF R1	21.866	17.128	18.986	24.749	1'22.729	6	
7	2 L. CAMIER	GBR	Honda CBR1000RR	21.764 0.004	17.244 0.088	19.102	24.886	1'22.996	8	0.092
8	12 X. FORES	ESP	Ducati Panigale R	21.911 0.105	17.284 0.058	19.095	24.791	1'23.081	9	0.163
9	33 M. MELANDRI	ITA	Ducati Panigale R	21.818 0.037	17.230	19.169 0.110	24.938	1'23.155	11	0.147
10	60 M. VAN DER MARK	NED	Yamaha YZF R1	21.962 0.058	17.263	19.132	24.838	1'23.195	10	0.058
11	81 J. TORRES	ESP	MV Agusta 1000 F4	21.780	17.346	19.226 0.070	24.899	1'23.251	12	0.070
Overall Ideal Time				21.587	17.119	18.924	24.465	1'22.095		

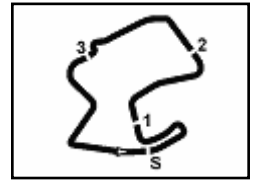
23/06/2018
 These data/results cannot be reproduced, stored and/or transmitted in whole or in part by any manner of electronic, mechanical, photocopying, recording, broadcasting or otherwise now known or herein after developed without the previous express consent by the copyright owner, except for reproduction in daily press and regular printed publications on sale to the public within 60 days of the event related to those data/results and always provided that copyright symbol appears together as follows below.
 © DORNA WSBK ORGANIZATION Srl 2018

FKR PERUGIA TIMING


Official Tyre Supplier



Official Timekeeper



GEICO U.S. Round, 22 - 24 June 2018 World Superbike - Chronological Analysis Superpole 2

WeatherTech Raceway 3.610 m

1 / 2

1° 7 C. DAVIES (1'22.282)							
Lap	Seg.1	Seg.2	Seg.3	Seg.4	Lap Time	km/h	Local Time
1							11:25'34.571
2	40.803	18.688	20.360	26.053	1'45.904P		11:27'20.475
3	21.860	17.431	19.180	24.844	1'23.315	251,6	11:28'43.790
4	21.793	17.535	19.282	24.885	1'23.495	249,2	11:30'07.285
5	22.922	18.693	20.269	4'41.535	5'43.419P	245,8	11:35'50.704
6	47.711	21.005	20.062	36.421	2'05.199P		11:37'55.903
7	21.716	17.119	18.924	24.523	1'22.282	251,6	11:39'18.185
8	21.659	17.256	20.111	32.180	1'31.206	253,4	11:40'49.391

6	57.077	23.583	20.604	36.623	2'17.887P		11:37'46.915
7	21.921	17.247	19.020	24.731	1'22.919	248,7	11:39'09.834
8	21.736	17.216	19.311	25.065	1'23.328	249,2	11:40'33.162

2° 66 T. SYKES (1'22.297)							
Lap	Seg.1	Seg.2	Seg.3	Seg.4	Lap Time	km/h	Local Time
1							11:25'46.411
2	41.125	18.488	19.979	25.414	1'45.006P		11:27'31.417
3	22.024	17.494	19.288	24.917	1'23.723	250,4	11:28'55.140
4	21.880	17.469	19.297	24.831	1'23.477	250,4	11:30'18.617
5	23.395	18.121	20.203	5'06.350	6'08.069P	248,7	11:36'26.686
6	44.917	19.738	20.135	25.014	1'49.804P		11:38'16.490
7	21.647	17.179	19.006	24.465	1'22.297	251,0	11:39'38.787
8	24.427	18.047	20.690	25.899	1'29.063	252,2	11:41'07.850

7° 2 L. CAMIER (1'23.088)							
Lap	Seg.1	Seg.2	Seg.3	Seg.4	Lap Time	km/h	Local Time
1							11:25'09.094
2	41.057	18.613	20.128	25.300	1'45.098P		11:26'54.192
3	22.055	17.397	19.277	25.034	1'23.763	247,5	11:28'17.955
4	22.051	17.470	19.360	25.178	1'24.059	250,4	11:29'42.014
5	21.925	17.468	19.336	25.079	1'23.808	248,1	11:31'05.822
6	22.839	18.014	19.844	3'37.310	4'38.007P	247,5	11:35'43.829
7	43.586	19.395	20.502	28.653	1'52.136P		11:37'35.965
8	21.768	17.332	19.102	24.886	1'23.088	246,9	11:38'59.053
9	21.764	17.244	19.237	24.899	1'23.144	248,7	11:40'22.197

3° 1 J. REA (1'22.359)							
Lap	Seg.1	Seg.2	Seg.3	Seg.4	Lap Time	km/h	Local Time
1							11:24'59.771
2	40.789	17.572	19.620	25.054	1'43.035P		11:26'42.806
3	21.871	17.294	19.249	24.843	1'23.257	251,6	11:28'06.063
4	21.862	17.365	19.059	24.817	1'23.103	251,0	11:29'29.166
5	22.777	17.918	23.649	5'35.368	6'39.712P	246,4	11:36'08.878
6	39.157	17.799	19.638	34.653	1'51.247P		11:38'00.125
7	21.668	17.140	18.978	24.573	1'22.359	252,8	11:39'22.484
8	21.587	17.124	19.113	24.821	1'22.645	251,0	11:40'45.129

8° 12 X. FORES (1'23.244)							
Lap	Seg.1	Seg.2	Seg.3	Seg.4	Lap Time	km/h	Local Time
1							11:24'55.761
2	45.907	18.053	19.673	25.177	1'48.810P		11:26'44.571
3	22.151	17.457	19.422	24.950	1'23.980	246,9	11:28'08.551
4	22.152	17.487	19.331	24.940	1'23.910	248,7	11:29'32.461
5	22.187	17.562	19.541	4'54.933	5'54.223P	249,2	11:35'26.684
6	52.992	29.030	22.035	33.658	2'17.715P		11:37'44.399
7	22.016	17.342	19.095	24.791	1'23.244	245,8	11:39'07.643
8	21.911	17.284	19.283	24.830	1'23.308	251,0	11:40'30.951

4° 50 E. LAVERTY (1'22.636)							
Lap	Seg.1	Seg.2	Seg.3	Seg.4	Lap Time	km/h	Local Time
1							11:24'56.366
2	44.826	17.941	19.738	25.206	1'47.711P		11:26'44.077
3	21.906	17.290	19.360	24.848	1'23.404	252,8	11:28'07.481
4	21.820	17.367	19.072	24.816	1'23.075	250,4	11:29'30.556
5	22.833	17.748	20.035	4'31.896	5'32.512P	252,8	11:35'03.068
6	41.460	18.833	19.928	26.374	1'46.595P		11:36'49.663
7	21.801	17.195	19.096	24.626	1'22.718	249,2	11:38'12.381
8	21.665	17.197	19.070	24.704	1'22.636	253,4	11:39'35.017
9	25.077	18.840	20.187	25.916	1'30.020	245,8	11:41'05.037

9° 60 M. VAN DER MARK (1'23.253)							
Lap	Seg.1	Seg.2	Seg.3	Seg.4	Lap Time	km/h	Local Time
1							11:25'02.357
2	40.096	17.787	19.741	25.343	1'42.967P		11:26'45.324
3	22.195	17.422	19.258	25.188	1'24.063	246,4	11:28'09.387
4	22.248	17.473	19.425	25.164	1'24.310	249,2	11:29'33.697
5	22.181	17.706	19.531	25.341	1'24.759	246,9	11:30'58.456
6	22.219	17.589	20.110	3'28.875	4'28.793P	246,4	11:35'27.249
7	53.427	26.973	20.528	28.566	2'09.494P		11:37'36.743
8	22.020	17.263	19.132	24.838	1'23.253	248,7	11:38'59.996
9	21.962	17.304	19.441	25.057	1'23.764	249,2	11:40'23.760

5° 22 A. LOWES (1'22.729)							
Lap	Seg.1	Seg.2	Seg.3	Seg.4	Lap Time	km/h	Local Time
1							11:25'19.668
2	41.298	18.183	19.709	25.874	1'45.064P		11:27'04.732
3	21.993	17.407	19.080	25.155	1'23.635	246,9	11:28'28.367
4	22.027	17.403	19.108	24.961	1'23.499	246,9	11:29'51.866
5	25.040	19.660	20.307	4'37.596	5'42.603P	224,2	11:35'34.469
6	56.229	20.528	21.714	32.877	2'11.348P		11:37'45.817
7	21.866	17.128	18.986	24.749	1'22.729	249,8	11:39'08.546
8	28.269	21.754	20.582	27.184	1'37.789	252,8	11:40'46.335

10° 33 M. MELANDRI (1'23.302)							
Lap	Seg.1	Seg.2	Seg.3	Seg.4	Lap Time	km/h	Local Time
1							11:25'07.948
2	41.279	18.673	20.056	25.481	1'45.489P		11:26'53.437
3	21.818	17.310	19.169	25.068	1'23.365	249,2	11:28'16.802
4	21.968	18.975	20.037	6'12.563	7'13.543P	252,8	11:35'30.345
5	1'03.106	21.470	26.126	37.130	2'27.832P		11:37'58.177
6	23.193	18.675	19.688	25.603	1'27.159	251,6	11:39'25.336
7	21.855	17.230	19.279	24.938	1'23.302	249,2	11:40'48.638

6° 32 L. SAVADORI (1'22.919)							
Lap	Seg.1	Seg.2	Seg.3	Seg.4	Lap Time	km/h	Local Time
1							11:25'01.545
2	41.756	18.188	19.783	25.231	1'44.958P		11:26'46.503
3	22.066	17.422	19.290	25.122	1'23.900	248,7	11:28'10.403
4	22.325	17.534	19.354	25.116	1'24.329	249,2	11:29'34.732
5	23.568	18.072	20.131	4'52.525	5'54.296P	245,2	11:35'29.028

11° 81 J. TORRES (1'23.321)							
Lap	Seg.1	Seg.2	Seg.3	Seg.4	Lap Time	km/h	Local Time
1							11:25'01.487
2	40.697	18.185	19.905	25.294	1'44.081P		11:26'45.568
3	22.128	17.400	19.401	25.006	1'23.935	246,9	11:28'09.503
4	23.854	17.708	19.544	25.116	1'26.222	243,6	11:29'35.725
5	21.952	17.500	19.408	25.014	1'23.874	250,4	11:30'59.599
6	22.048	17.765	19.705	3'37.181	4'36.699P	251,0	11:35'36.298
7	53.297	21.880	21.363	30.523	2'07.063P		11:37'43.361
8	21.959	17.373	19.226	24.950	1'23.508	246,9	11:39'06.869
9	21.780	17.346	19.296	24.899	1'23.321	250,4	11:40'30.190

12° 76 L. BAZ							
Lap	Seg.1	Seg.2	Seg.3	Seg.4	Lap Time	km/h	Local Time
1							11:36'15.611

23/06/2018 P = Pits In/Out - C = Lap Time Cancelled

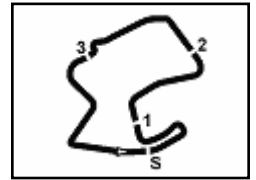
These data/results cannot be reproduced, stored and/or transmitted in whole or in part by any manner of electronic, mechanical, photocopying, recording, broadcasting or otherwise now known or herein after developed without the previous express consent by the copyright owner, except for reproduction in daily press and regular printed publications on sale to the public within 60 days of the event related to those data/results and always provided that copyright symbol appears together as follows below.

© DORNA WSBK ORGANIZATION Srl 2018



7.6

WorldSBK
102/08



WeatherTech Raceway 3.610 m

2 / 2

2 43.997 29.084 23.385 25.450 2'01.916P 11:38'17.527

23/06/2018 P = Pits In/Out - C = Lap Time Cancelled

These data/results cannot be reproduced, stored and/or transmitted in whole or in part by any manner of electronic, mechanical, photocopying, recording, broadcasting or otherwise now known or herein after developed without the previous express consent by the copyright owner, except for reproduction in daily press and regular printed publications on sale to the public within 60 days of the event related to those data/results and always provided that copyright symbol appears together as follows below.

© DORNA WSBK ORGANIZATION Srl 2018

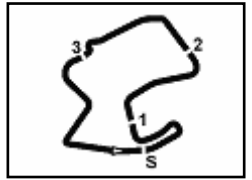
FKR PERUGIA TIMING



Official Tyre Supplier

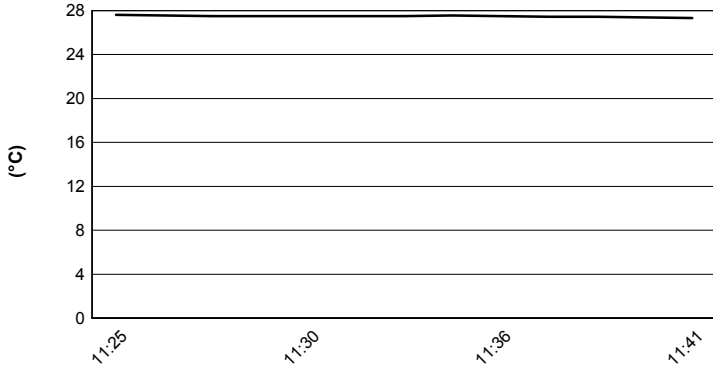


Official Timekeeper

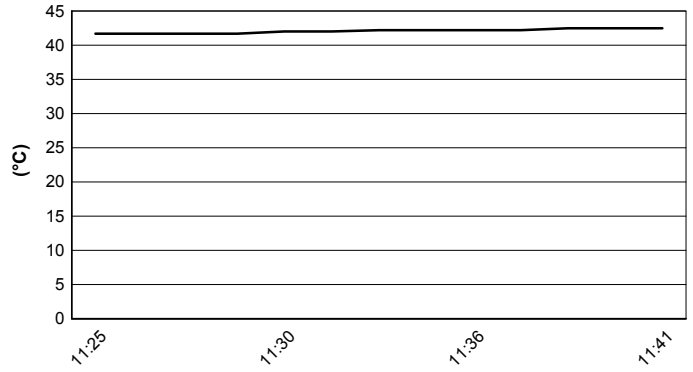


GEICO U.S. Round, 22 - 24 June 2018
World Superbike - Weather Report Superpole 2
 Session started 11:25 - Session ended 11:41


Air Temperature



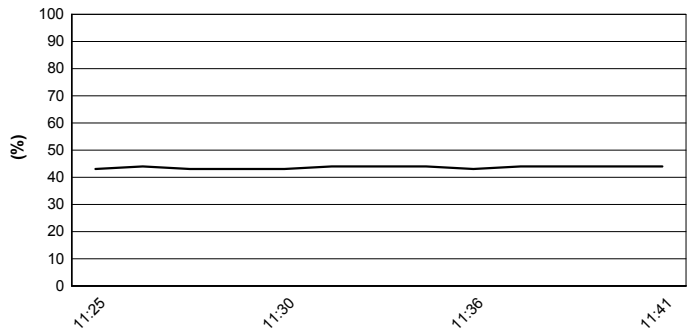
Track Temperature



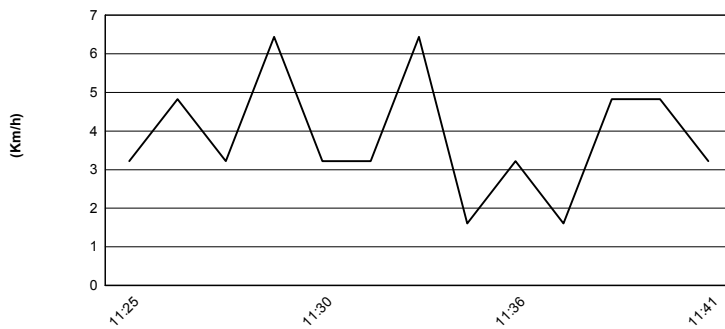
Air Pressure



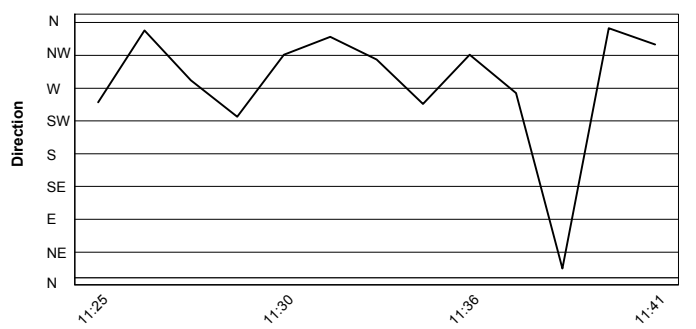
Humidity



Wind Speed



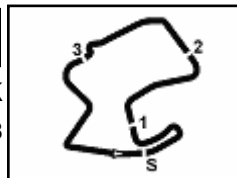
Wind Direction



23/06/2018

These data/results cannot be reproduced, stored and/or transmitted in whole or in part by any manner of electronic, mechanical, photocopying, recording, broadcasting or otherwise now known or herein after developed without the previous express consent by the copyright owner, except for reproduction in daily press and regular printed publications on sale to the public within 60 days of the event related to those data/results and always provided that copyright symbol appears together as follows below.

© DORNA WSBK ORGANIZATION Srl 2018



GEICO U.S. Round, 22 - 24 June 2018 World Superbike - TISSOT Superpole Award

WeatherTech Raceway 3.610 m

Points	Points From First	Points From Previous	February 25	March 25	April 15	April 22	May 13	May 27	June 10	June 24	July 8	September 16	September 30	October 14	October 27			
			PHILLIP ISLAND	BURIRAM	ARAGÓN	ASSEN	IMOLA	DONINGTON PARK	BRNO	LAGUNA SECA	MISANO	PORTIMÃO	MAGNY COURS	VILLICUM	LOSAIL			
1 SYKES Tom (GBR)	161		25	20	16	10	20	25	25	20								
2 REA Jonathan (GBR)	156	5	10	25	20	20	25	20	20	16								
3 MELANDRI Marco (ITA)	100	61	56	16	9	25	11	13	4	16	6							
4 LOWES Alex (GBR)	100	61	0	13	10	11	25	6	11	13	11							
5 DAVIES Chaz (GBR)	86	75	14	11	7	5	8	16	7	7	25							
6 LAVERTY Eugene (IRL)	71	90	15	20	8			10	9	11	13							
7 FORES Xavi (ESP)	71	90	0	9	11	13	16	11		3	8							
8 SAVADORI Lorenzo (ITA)	69	92	2	6	5	6	13	7	13	9	10							
9 VAN DER MARK Michael (NED)	64	97	5	8	6	10	9	4	10	10	7							
10 TORRES Jordi (ESP)	49	112	15	4	13	9	7	9	2		5							
11 CAMIER Leon (GBR)	46	115	3	5	16	7			3	6	9							
12 BAZ Loris (FRA)	40	121	6	2	1		6	3	16	8	4							
13 RAZGATLIOGLU Toprak (TUR)	30	131	10	7	4		5	2	8	1	3							
14 RINALDI Michael Ruben (ITA)	26	135	4			8	4	8	1	5								
15 HASLAM Leon (GBR)	10	151	16					5	5									
16 MERCADO Leandro (ARG)	9	152	1		3	1	3				2							
17 GAGNE Jake (USA)	8	153	1	3	2	3												
18 RAY Bradley (GBR)	6	155	2						6									
19 RAMOS Román (ESP)	6	155	0	1			2	1		2								
20 HERNANDEZ Yonny (COL)	4	157	2							4								
21 LEONOV Vladimir (RUS)	4	157	0			4												
22 GIUGLIANO Davide (ITA)	2	159	2			2												
23 HERRIN Josh (USA)	1	160	1								1							
24 JACOBSEN PJ (USA)	1	160	0				1											

23/06/2018

These data/results cannot be reproduced, stored and/or transmitted in whole or in part by any manner of electronic, mechanical, photocopying, recording, broadcasting or otherwise now known or herein after developed without the previous express consent by the copyright owner, except for reproduction in daily press and regular printed publications on sale to the public within 60 days of the event related to those data/results and always provided that copyright symbol appears together as follows below.

© DORNA WSBK ORGANIZATION Srl 2018

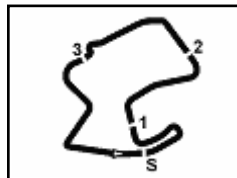
FIGR PERUGIA TIMING



Official Tyre Supplier



Official Timekeeper



GEICO U.S. Round, 22 - 24 June 2018

World Superbike - Superpole Ranking

	2015	2016	2017	2018
01 Phillip Island Grand Prix Circuit	Rea (Gbr) Kaw 1'31.212 (175,4 Km/h)	Sykes (Gbr) Kaw 1'30.020 (177,8 Km/h)	Rea (Gbr) Kaw 1'29.573 (178,6 Km/h)	Sykes (Gbr) Kaw 1'30.099 (177,6 Km/h)
02 Chang International Circuit	Rea (Gbr) Kaw 1'33.382 (175,6 Km/h)	van der Mark (Ned) Hon 1'33.452 (175,4 Km/h)	Rea (Gbr) Kaw 1'32.957 (176,4 Km/h)	Rea (Gbr) Kaw 1'32.814 (176,6 Km/h)
03 Motorland Aragon	Haslam (Gbr) Apr 1'49.664 (166,7 Km/h)	Sykes (Gbr) Kaw 1'49.374 (167,1 Km/h)	Davies (Gbr) Duc 1'49.319 (167,2 Km/h)	Melandri (Ita) Duc 1'49.543 (166,8 Km/h)
04 TT Circuit Assen	Sykes (Gbr) Kaw 1'34.789 (172,5 Km/h)	Sykes (Gbr) Kaw 1'35.440 (171,3 Km/h)	Rea (Gbr) Kaw 1'33.505 (174,9 Km/h)	Lowes (Gbr) Yam 1'34.066 (173,8 Km/h)
05 Autodromo Internazionale Enzo e Dino	Giugliano (Ita) Duc 1'46.382 (167,0 Km/h)	Davies (Gbr) Duc 1'45.598 (168,3 Km/h)	Davies (Gbr) Duc 1'45.662 (168,2 Km/h)	Rea (Gbr) Kaw 1'45.797 (168,0 Km/h)
06 Donington Park	Sykes (Gbr) Kaw 1'27.071 (166,3 Km/h)	Sykes (Gbr) Kaw 1'26.712 (167,0 Km/h)	Sykes (Gbr) Kaw 1'26.641 (167,2 Km/h)	Sykes (Gbr) Kaw 1'26.663 (167,1 Km/h)
07 Automotodrom Brno				Sykes (Gbr) Kaw 1'57.687 (165,3 Km/h)
08 WeatherTech Raceway Laguna Seca	Davies (Gbr) Duc 1'22.101 (158,3 Km/h)	Sykes (Gbr) Kaw 1'22.155 (158,2 Km/h)	Sykes (Gbr) Kaw 1'22.476 (157,6 Km/h)	Davies (Gbr) Duc 1'22.282 (157,9 Km/h)
09 Misano World Circuit "Marco Simoncelli"	Sykes (Gbr) Kaw 1'34.214 (161,5 Km/h)	Sykes (Gbr) Kaw 1'34.037 (161,8 Km/h)	Sykes (Gbr) Kaw 1'33.662 (162,4 Km/h)	
10 Autódromo Internacional do Algarve	Giugliano (Ita) Duc 1'41.764 (162,4 Km/h)		Rea (Gbr) Kaw 1'41.430 (163,0 Km/h)	
11 Magny-Cours	Haslam (Gbr) Apr 1'56.404 (136,4 Km/h)	Rea (Gbr) Kaw 1'52.881 (140,7 Km/h)	Rea (Gbr) Kaw 1'56.555 (136,2 Km/h)	
13 Losail International Circuit	Sykes (Gbr) Kaw 1'56.821 (165,8 Km/h)	Rea (Gbr) Kaw 1'56.356 (166,5 Km/h)	Rea (Gbr) Kaw 1'56.228 (166,6 Km/h)	

2018

- 3 T. Sykes
- 2 J. Rea
- 1 M. Melandri
- 1 C. Davies
- 1 A. Lowes

ALL TIMES

- | | | | |
|---------------|----------------|------------------|-------------------|
| 45 T. Sykes | 6 J. Kocinski | 2 D. Tardozzi | 1 R. Burnett |
| 43 T. Corser | 6 C. Crutchlow | 2 A. Yanagawa | 1 J. Reynolds |
| 26 T. Bayliss | 6 C. Davies | 2 M. Lucchinelli | 1 S. Hislop |
| 21 C. Fogarty | 5 D. Giugliano | 2 B. Bostrom | 1 M. Mladin |
| 17 D. Polen | 5 M. Biaggi | 2 B. Monti | 1 R. Xaus |
| 16 N. Hodgson | 4 F. Merkel | 2 M. Campbell | 1 M. Tamada |
| 16 J. Rea | 4 J. Toseland | 2 Y. Nagai | 1 L. Lanzi |
| 15 C. Edwards | 4 S. Guintoli | 2 M. Neukirchner | 1 M. Fabrizio |
| 11 B. Spies | 3 S. Mertens | 2 L. Baz | 1 A. Badovini |
| 10 P. Chili | 3 R. Phillis | 2 E. Laverty | 1 F. Nieto |
| 10 C. Checa | 3 S. Martin | 1 M. Doohan | 1 T. Hill |
| 9 R. Roche | 3 C. Vermeulen | 1 D. Chandler | 1 A. Lowes |
| 8 G. Falappa | 3 Y. Kagayama | 1 P. Goddard | 1 J. Hopkins |
| 8 S. Russell | 3 L. Haslam | 1 M. Dowson | 1 M. van der Mark |
| 8 A. Slight | 3 J. Smrz | 1 A. Vieira | 1 I. Jaitovich |
| 7 N. Haga | 3 M. Melandri | 1 T. Kipp | |
| 7 R. Laconi | 2 A. Gobert | 1 S. Crafar | |

23/06/2018

These data/results cannot be reproduced, stored and/or transmitted in whole or in part by any manner of electronic, mechanical, photocopying, recording, broadcasting or otherwise now known or herein after developed without the previous express consent by the copyright owner, except for reproduction in daily press and regular printed publications on sale to the public within 60 days of the event related to those data/results and always provided that copyright symbol appears together as follows below.

© DORNA WSBK ORGANIZATION Srl 2018

FKR PERUGIA TIMING



Official Tyre Supplier



Official Timekeeper