

GEICO U.S. Round, 22 - 24 June 2018

World Superbike - Results Warm Up

WeatherTech Raceway 3.610 m

1 / 2

No.	Rider	Nat	Team	Bike	Class	Time	Gap	Rel.	Laps	Speed	
										Avg	Max
1	1 J. REA	GBR	Kawasaki Racing Team WorldSBK	Kawasaki ZX-10RR		1'22.715			11	157,118	251,0
2	50 E. LAVERTY	IRL	Milwaukee Aprilia	Aprilia RSV4 RF		1'22.850	0.135	0.135	11	156,862	252,2
3	7 C. DAVIES	GBR	Aruba.it Racing - Ducati	Ducati Panigale R		1'23.202	0.487	0.352	11	156,198	252,8
4	22 A. LOWES	GBR	Pata Yamaha Official WorldSBK Team	Yamaha YZF R1		1'23.219	0.504	0.017	11	156,166	251,6
5	66 T. SYKES	GBR	Kawasaki Racing Team WorldSBK	Kawasaki ZX-10RR		1'23.351	0.636	0.132	10	155,919	252,2
6	2 L. CAMIER	GBR	Red Bull Honda World Superbike Team	Honda CBR1000RR		1'23.383	0.668	0.032	11	155,859	250,4
7	33 M. MELANDRI	ITA	Aruba.it Racing - Ducati	Ducati Panigale R		1'23.422	0.707	0.039	10	155,786	253,4
8	12 X. FORES	ESP	Barni Racing Team	Ducati Panigale R	IND	1'23.857	1.142	0.435	11	154,978	254,0
9	60 M. VAN DER MARK	NED	Pata Yamaha Official WorldSBK Team	Yamaha YZF R1		1'23.860	1.145	0.003	11	154,973	246,9
10	32 L. SAVADORI	ITA	Milwaukee Aprilia	Aprilia RSV4 RF		1'23.901	1.186	0.041	11	154,897	251,0
11	81 J. TORRES	ESP	MV Agusta Reparto Corse	MV Agusta 1000 F4		1'24.078	1.363	0.177	11	154,571	250,4
12	45 J. GAGNE	USA	Red Bull Honda World Superbike Team	Honda CBR1000RR		1'24.232	1.517	0.154	10	154,288	249,2
13	36 L. MERCADO	ARG	Orelac Racing VerdNatura	Kawasaki ZX-10RR	IND	1'24.286	1.571	0.054	11	154,189	253,4
14	57 J. HERRIN	USA	Attack 2Wheel Legal Yamaha	Yamaha YZF R1	IND	1'24.332	1.617	0.046	10	154,105	247,5
15	68 Y. HERNANDEZ	COL	Team Pedercini Racing	Kawasaki ZX-10RR	IND	1'24.410	1.695	0.078	11	153,963	250,4
16	40 R. RAMOS	ESP	Team GoEleven Kawasaki	Kawasaki ZX-10RR	IND	1'24.517	1.802	0.107	11	153,768	244,7
17	98 K. HANIKA	CZE	Guandalini Racing	Yamaha YZF R1	IND	1'24.600	1.885	0.083	11	153,617	243,0
18	99 P. JACOBSEN	USA	TripleM Honda World Superbike Team	Honda CBR1000RR	IND	1'24.789	2.074	0.189	11	153,275	248,7
19	76 L. BAZ	FRA	GULF ALTHEA BMW Racing Team	BMW S 1000 RR		1'24.900	2.185	0.111	11	153,074	246,9

N.54 (Razgatioglu T.) has been declared unfit after Race 1

AIR	Humidity:	89%	Temp:	14°C
TRACK	Condition:	Dry	Temp:	25°C

Records	Pole (SP2)	2014	T.Sykes	1'21.811	158,850	Km/h
	Race (RC1)	2018	C.Davies	1'23.041	156,500	Km/h
	Circuit (SP2)	2014	T.Sykes	1'21.811	158,850	Km/h

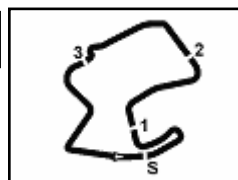
24/06/2018 Start 10:30 End 10:46

The results are provisional until the end of the time limit for protests and appeals and the completion of the technical checks.

These data/results cannot be reproduced, stored and/or transmitted in whole or in part by any manner of electronic, mechanical, photocopying, recording, broadcasting or otherwise now known or herein after developed without the previous express consent by the copyright owner, except for reproduction in daily press and regular printed publications on sale to the public within 60 days of the event related to those data/results and always provided that copyright symbol appears together as follows below.

© DORNA WSBK ORGANIZATION Srl 2018




GEICO U.S. Round, 22 - 24 June 2018
World Superbike - Results Warm Up
Session Highlights

Local Time	No. Rider	Description
10.30.00		Start
10.30.07		WorldSBK Pit Intervention Time: 1m 19secs
10.33.33	22 A. LOWES	On the Gravel - Re-Joined - Turn 8
10.35.00	2 L. CAMIER	Lap Cancelled (1'26.227) - Exceeded Track Limits - Turn 8
10.37.51	33 M. MELANDRI	Lap Cancelled (1'29.756) - Exceeded Track Limits - Turn 8
10.40.30	68 Y. HERNANDEZ	Lap Cancelled (1'29.864) - Exceeded Track Limits - Turn 8
10.44.29	81 J. TORRES	Current Lap Cancelled - Exceeded Track Limits - Turn 8
10.44.42	33 M. MELANDRI	On the Gravel - Re-Joined - Turn 8
10.46.27		End Of Session

Fastest Laps Sequence

No.	Rider	Nat	Team	Bike	Local Time	Time	Gap	Avg
1	J. REA	GBR	Kawasaki Racing Team WorldSBK	Kawasaki ZX-10RR	10:33'07.216	1'23.542		155,562
50	E. LAVERTY	IRL	Milwaukee Aprilia	Aprilia RSV4 RF	10:33'07.457	1'22.850	-0.692	156,862
1	J. REA	GBR	Kawasaki Racing Team WorldSBK	Kawasaki ZX-10RR	10:37'16.203	1'22.715	-0.135	157,118

24/06/2018 Start End The results are provisional until the end of the time limit for protests and appeals and the completion of the technical checks.

These data/results cannot be reproduced, stored and/or transmitted in whole or in part by any manner of electronic, mechanical, photocopying, recording, broadcasting or otherwise now known or herein after developed without the previous express consent by the copyright owner, except for reproduction in daily press and regular printed publications on sale to the public within 60 days of the event related to those data/results and always provided that copyright symbol appears together as follows below.

© DORNA WSBK ORGANIZATION Srl 2018





GEICO U.S. Round, 22 - 24 June 2018 World Superbike - Best Sectors & Speed Warm Up

BEST LAP			
1	1 J. REA	Kawasaki ZX-10RR	1'22.715
2	50 E. LAVERTY	Aprilia RSV4 RF	1'22.850
3	7 C. DAVIES	Ducati Panigale R	1'23.202
4	22 A. LOWES	Yamaha YZF R1	1'23.219
5	66 T. SYKES	Kawasaki ZX-10RR	1'23.351
6	2 L. CAMIER	Honda CBR1000RR	1'23.383
7	33 M. MELANDRI	Ducati Panigale R	1'23.422
8	12 X. FORES	Ducati Panigale R	1'23.857
9	60 M. VAN DER MARK	Yamaha YZF R1	1'23.860
10	32 L. SAVADORI	Aprilia RSV4 RF	1'23.901
11	81 J. TORRES	MV Agusta 1000 F4	1'24.078
12	45 J. GAGNE	Honda CBR1000RR	1'24.232
13	36 L. MERCADO	Kawasaki ZX-10RR	1'24.286
14	57 J. HERRIN	Yamaha YZF R1	1'24.332
15	68 Y. HERNANDEZ	Kawasaki ZX-10RR	1'24.410
16	40 R. RAMOS	Kawasaki ZX-10RR	1'24.517
17	98 K. HANIKA	Yamaha YZF R1	1'24.600
18	99 P. JACOBSEN	Honda CBR1000RR	1'24.789
19	76 L. BAZ	BMW S 1000 RR	1'24.900

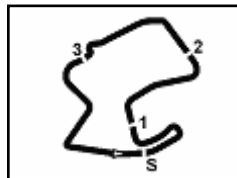
SPEED			
1	12 X. FORES	Ducati Panigale R	254,0
2	36 L. MERCADO	Kawasaki ZX-10RR	253,4
3	33 M. MELANDRI	Ducati Panigale R	253,4
4	7 C. DAVIES	Ducati Panigale R	252,8
5	50 E. LAVERTY	Aprilia RSV4 RF	252,2
6	66 T. SYKES	Kawasaki ZX-10RR	252,2
7	22 A. LOWES	Yamaha YZF R1	251,6
8	32 L. SAVADORI	Aprilia RSV4 RF	251,0
9	1 J. REA	Kawasaki ZX-10RR	251,0
10	68 Y. HERNANDEZ	Kawasaki ZX-10RR	250,4
11	2 L. CAMIER	Honda CBR1000RR	250,4
12	81 J. TORRES	MV Agusta 1000 F4	250,4
13	45 J. GAGNE	Honda CBR1000RR	249,2
14	99 P. JACOBSEN	Honda CBR1000RR	248,7
15	57 J. HERRIN	Yamaha YZF R1	247,5
16	60 M. VAN DER MARK	Yamaha YZF R1	246,9
17	76 L. BAZ	BMW S 1000 RR	246,9
18	40 R. RAMOS	Kawasaki ZX-10RR	244,7
19	98 K. HANIKA	Yamaha YZF R1	243,0

SEG. 1			SEG. 2			SEG. 3			SEG. 4		
1	7 C. DAVIES	21.764	1	50 E. LAVERTY	17.231	1	1 J. REA	18.988	1	1 J. REA	24.607
2	1 J. REA	21.796	2	1 J. REA	17.244	2	50 E. LAVERTY	18.992	2	50 E. LAVERTY	24.642
3	2 L. CAMIER	21.826	3	2 L. CAMIER	17.261	3	22 A. LOWES	19.093	3	66 T. SYKES	24.798
4	33 M. MELANDRI	21.887	4	7 C. DAVIES	17.266	4	7 C. DAVIES	19.111	4	22 A. LOWES	24.801
5	66 T. SYKES	21.890	5	33 M. MELANDRI	17.281	5	33 M. MELANDRI	19.118	5	7 C. DAVIES	24.834
6	50 E. LAVERTY	21.900	6	22 A. LOWES	17.282	6	12 X. FORES	19.176	6	60 M. VAN DER MARK	24.863
7	22 A. LOWES	21.990	7	32 L. SAVADORI	17.361	7	60 M. VAN DER MARK	19.213	7	2 L. CAMIER	24.868
8	12 X. FORES	22.038	8	66 T. SYKES	17.372	8	2 L. CAMIER	19.216	8	33 M. MELANDRI	24.928
9	32 L. SAVADORI	22.064	9	60 M. VAN DER MARK	17.403	9	66 T. SYKES	19.241	9	12 X. FORES	24.967
10	81 J. TORRES	22.090	10	45 J. GAGNE	17.450	10	32 L. SAVADORI	19.298	10	36 L. MERCADO	25.028
11	60 M. VAN DER MARK	22.091	11	40 R. RAMOS	17.458	11	45 J. GAGNE	19.322	11	81 J. TORRES	25.039
12	57 J. HERRIN	22.097	12	12 X. FORES	17.482	12	57 J. HERRIN	19.325	12	32 L. SAVADORI	25.046
13	45 J. GAGNE	22.115	13	81 J. TORRES	17.491	13	81 J. TORRES	19.345	13	68 Y. HERNANDEZ	25.067
14	36 L. MERCADO	22.178	14	57 J. HERRIN	17.508	14	99 P. JACOBSEN	19.346	14	45 J. GAGNE	25.105
15	68 Y. HERNANDEZ	22.212	15	68 Y. HERNANDEZ	17.514	15	98 K. HANIKA	19.366	15	57 J. HERRIN	25.126
16	76 L. BAZ	22.235	16	98 K. HANIKA	17.523	16	40 R. RAMOS	19.431	16	99 P. JACOBSEN	25.190
17	40 R. RAMOS	22.239	17	36 L. MERCADO	17.543	17	36 L. MERCADO	19.436	17	40 R. RAMOS	25.235
18	98 K. HANIKA	22.346	18	99 P. JACOBSEN	17.546	18	68 Y. HERNANDEZ	19.491	18	98 K. HANIKA	25.300
19	99 P. JACOBSEN	22.428	19	76 L. BAZ	17.582	19	76 L. BAZ	19.497	19	76 L. BAZ	25.327

24/06/2018

These data/results cannot be reproduced, stored and/or transmitted in whole or in part by any manner of electronic, mechanical, photocopying, recording, broadcasting or otherwise now known or herein after developed without the previous express consent by the copyright owner, except for reproduction in daily press and regular printed publications on sale to the public within 60 days of the event related to those data/results and always provided that copyright symbol appears together as follows below.

© DORNA WSBK ORGANIZATION Srl 2018



WeatherTech Raceway 3.610 m

GEICO U.S. Round, 22 - 24 June 2018

World Superbike - Ideal Times Warm Up

No.	Rider	Nat	Bike	Seg. 1	Seg. 2	Seg. 3	Seg. 4	Ideal Time		
				Diff. 1	Diff. 2	Diff. 3	Diff. 4	Best Lap	Pos.	Diff.
1	1 J. REA	GBR	Kawasaki ZX-10RR	21.796 0.035	17.244 0.034	18.988 0.011	24.607	1'22.635 1'22.715	1	0.080
2	50 E. LAVERTY	IRL	Aprilia RSV4 RF	21.900 0.044	17.231 0.041	18.992	24.642	1'22.765 1'22.850	2	0.085
3	7 C. DAVIES	GBR	Ducati Panigale R	21.764 0.088	17.266 0.109	19.111	24.834 0.030	1'22.975 1'23.202	3	0.227
4	22 A. LOWES	GBR	Yamaha YZF R1	21.990	17.282	19.093 0.053	24.801	1'23.166 1'23.219	4	0.053
5	2 L. CAMIER	GBR	Honda CBR1000RR	21.826 0.079	17.261 0.035	19.216 0.098	24.868	1'23.171 1'23.383	6	0.212
6	33 M. MELANDRI	ITA	Ducati Panigale R	21.887 0.088	17.281 0.026	19.118 0.094	24.928	1'23.214 1'23.422	7	0.208
7	66 T. SYKES	GBR	Kawasaki ZX-10RR	21.890 0.020	17.372	19.241 0.030	24.798	1'23.301 1'23.351	5	0.050
8	60 M. VAN DER MARK	NED	Yamaha YZF R1	22.091 0.026	17.403 0.040	19.213	24.863 0.224	1'23.570 1'23.860	9	0.290
9	12 X. FORES	ESP	Ducati Panigale R	22.038 0.034	17.482 0.060	19.176	24.967 0.100	1'23.663 1'23.857	8	0.194
10	32 L. SAVADORI	ITA	Aprilia RSV4 RF	22.064 0.001	17.361 0.081	19.298	25.046 0.050	1'23.769 1'23.901	10	0.132
11	81 J. TORRES	ESP	MV Agusta 1000 F4	22.090 0.078	17.491	19.345 0.029	25.039 0.006	1'23.965 1'24.078	11	0.113
12	45 J. GAGNE	USA	Honda CBR1000RR	22.115 0.003	17.450 0.045	19.322 0.163	25.105 0.029	1'23.992 1'24.232	12	0.240
13	57 J. HERRIN	USA	Yamaha YZF R1	22.097 0.044	17.508 0.037	19.325 0.049	25.126 0.146	1'24.056 1'24.332	14	0.276
14	36 L. MERCADO	ARG	Kawasaki ZX-10RR	22.178 0.073	17.543 0.028	19.436	25.028	1'24.185 1'24.286	13	0.101
15	68 Y. HERNANDEZ	COL	Kawasaki ZX-10RR	22.212 0.061	17.514 0.065	19.491	25.067	1'24.284 1'24.410	15	0.126
16	40 R. RAMOS	ESP	Kawasaki ZX-10RR	22.239 0.014	17.458 0.121	19.431 0.013	25.235 0.006	1'24.363 1'24.517	16	0.154
17	99 P. JACOBSEN	USA	Honda CBR1000RR	22.428 0.058	17.546 0.021	19.346 0.131	25.190 0.069	1'24.510 1'24.789	18	0.279
18	98 K. HANIKA	CZE	Yamaha YZF R1	22.346 0.051	17.523	19.366	25.300 0.014	1'24.535 1'24.600	17	0.065
19	76 L. BAZ	FRA	BMW S 1000 RR	22.235 0.014	17.582 0.118	19.497 0.127	25.327	1'24.641 1'24.900	19	0.259
Overall Ideal Time				21.764	17.231	18.988	24.607	1'22.590		

24/06/2018

These data/results cannot be reproduced, stored and/or transmitted in whole or in part by any manner of electronic, mechanical, photocopying, recording, broadcasting or otherwise now known or herein after developed without the previous express consent by the copyright owner, except for reproduction in daily press and regular printed publications on sale to the public within 60 days of the event related to those data/results and always provided that copyright symbol appears together as follows below.

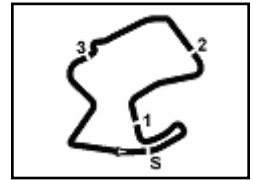
© DORNA WSBK ORGANIZATION Srl 2018

FICR PERUGIA TIMING


Official Tyre Supplier



Official Timekeeper



GEICO U.S. Round, 22 - 24 June 2018 World Superbike - Chronological Analysis Warm Up

WeatherTech Raceway 3.610 m

1 / 3

1° 1 J. REA (1'22.715)							
Lap	Seg.1	Seg.2	Seg.3	Seg.4	Lap Time	km/h	Local Time
1							10:30'01.196
2	39.377	17.828	19.975	25.298	1'42.478P		10:31'43.674
3	22.109	17.378	19.307	24.748	1'23.542	251,0	10:33'07.216
4	21.915	17.308	19.140	24.727	1'23.090	248,7	10:34'30.306
5	21.796	17.336	19.171	24.879	1'23.182	250,4	10:35'53.488
6	21.831	17.278	18.999	24.607	1'22.715	251,0	10:37'16.203
7	21.871	17.244	19.253	24.696	1'23.064	249,8	10:38'39.267
8	21.863	17.262	19.112	24.640	1'22.877	250,4	10:40'02.144
9	21.892	17.325	19.014	24.858	1'23.089	249,2	10:41'25.233
10	21.955	17.279	19.109	24.745	1'23.088	250,4	10:42'48.321
11	21.873	17.289	18.988	24.668	1'22.818	250,4	10:44'11.139
12	21.842	17.248	19.062	24.928	1'23.080	250,4	10:45'34.219

2° 50 E. LAVERTY (1'22.850)							
Lap	Seg.1	Seg.2	Seg.3	Seg.4	Lap Time	km/h	Local Time
1							10:29'58.890
2	42.211	17.896	19.947	25.663	1'45.717P		10:31'44.607
3	21.944	17.272	18.992	24.642	1'22.850	251,0	10:33'07.457
4	21.919	17.293	19.207	24.753	1'23.172	252,2	10:34'30.629
5	21.900	17.326	19.235	24.799	1'23.260	252,2	10:35'53.889
6	21.996	17.356	19.142	24.718	1'23.212	249,8	10:37'17.101
7	22.013	17.231	19.216	24.815	1'23.275	250,4	10:38'40.376
8	22.060	17.499	19.304	24.938	1'23.801	249,8	10:40'04.177
9	22.168	17.387	19.215	25.006	1'23.776	251,0	10:41'27.953
10	22.107	17.396	19.197	24.954	1'23.654	249,8	10:42'51.607
11	22.113	17.394	19.297	24.995	1'23.799	248,7	10:44'15.406
12	22.157	17.432	19.350	24.998	1'23.937	249,8	10:45'39.343

3° 7 C. DAVIES (1'23.202)							
Lap	Seg.1	Seg.2	Seg.3	Seg.4	Lap Time	km/h	Local Time
1							10:30'32.166
2	41.370	19.347	20.185	25.838	1'46.740P		10:32'18.906
3	21.879	17.398	19.158	24.970	1'23.405	252,2	10:33'42.311
4	21.764	17.458	19.140	24.911	1'23.273	252,2	10:35'05.584
5	21.891	17.397	19.348	24.971	1'23.607	252,8	10:36'29.191
6	21.889	17.361	19.180	25.028	1'23.458	249,8	10:37'52.649
7	21.923	17.266	19.277	24.875	1'23.341	246,9	10:39'15.990
8	21.867	17.408	19.144	24.877	1'23.296	251,0	10:40'39.286
9	22.098	17.439	22.341	25.389	1'27.267	251,0	10:42'06.553
10	21.896	17.326	19.125	24.910	1'23.257	250,4	10:43'29.810
11	21.852	17.375	19.111	24.864	1'23.202	249,8	10:44'53.012
12	21.928	17.344	19.155	24.834	1'23.261	251,0	10:46'16.273

4° 22 A. LOWES (1'23.219)							
Lap	Seg.1	Seg.2	Seg.3	Seg.4	Lap Time	km/h	Local Time
1							10:30'18.580
2	41.023	18.888	20.630	26.857	1'47.398P		10:32'05.978
3	22.173	17.428	23.556	27.188	1'30.345	249,8	10:33'36.323
4	22.187	17.532	19.353	25.083	1'24.155	248,7	10:35'00.478
5	22.036	17.427	19.361	25.128	1'23.952	250,4	10:36'24.430
6	22.113	17.402	19.400	25.141	1'24.056	250,4	10:37'48.486
7	22.062	17.410	19.230	24.939	1'23.641	251,6	10:39'12.127
8	22.010	17.369	19.093	24.947	1'23.419	250,4	10:40'35.546
9	21.990	17.282	19.146	24.801	1'23.219	251,6	10:41'58.765
10	31.027	17.932	19.511	25.222	1'33.692	249,8	10:43'32.457
11	22.064	17.342	19.169	24.970	1'23.545	250,4	10:44'56.002
12	22.136	17.446	19.139	25.288	1'24.009	250,4	10:46'20.011

5° 66 T. SYKES (1'23.351)							
Lap	Seg.1	Seg.2	Seg.3	Seg.4	Lap Time	km/h	Local Time
1							10:30'42.101
2	41.234	18.804	20.340	26.189	1'46.567P		10:32'28.668

3	22.224	17.512	19.453	24.896	1'24.085	247,5	10:33'52.753
4	21.890	17.443	19.241	24.833	1'23.407	250,4	10:35'16.160
5	21.948	17.501	19.350	24.845	1'23.644	251,6	10:36'39.804
6	21.899	18.555	19.909	25.080	1'25.443	252,2	10:38'05.247
7	21.910	17.372	19.271	24.798	1'23.351	251,6	10:39'28.598
8	21.919	17.501	19.527	25.333	1'24.280	251,0	10:40'52.878
9	22.137	19.671	20.413	25.475	1'27.696	249,2	10:42'20.574
10	22.095	17.560	22.261	25.864	1'27.780	248,1	10:43'48.354
11	22.114	17.501	19.303	24.912	1'23.830	250,4	10:45'12.184

6° 2 L. CAMIER (1'23.383)							
Lap	Seg.1	Seg.2	Seg.3	Seg.4	Lap Time	km/h	Local Time
1							10:30'03.062
2	40.912	18.593	20.755	25.708	1'45.968P		10:31'49.030
3	22.110	17.400	19.612	25.083	1'24.205	241,9	10:33'13.235
4	21.893	17.312	20.153	26.869	1'26.227C	249,2	10:34'39.462
5	21.826	17.485	19.471	24.975	1'23.757	249,2	10:36'03.219
6	21.905	17.296	19.314	24.868	1'23.383	247,5	10:37'26.602
7	21.973	17.261	19.284	24.902	1'23.420	249,2	10:38'50.022
8	22.028	17.362	19.237	25.062	1'23.689	248,7	10:40'13.711
9	21.997	17.365	19.365	24.979	1'23.706	249,2	10:41'37.417
10	22.049	17.362	19.299	25.045	1'23.755	250,4	10:43'01.172
11	22.039	17.407	19.286	24.953	1'23.685	249,2	10:44'24.857
12	21.956	17.428	19.216	25.025	1'23.625	246,9	10:45'48.482

7° 33 M. MELANDRI (1'23.422)							
Lap	Seg.1	Seg.2	Seg.3	Seg.4	Lap Time	km/h	Local Time
1							10:30'06.002
2	40.834	21.208	25.184	27.398	1'54.624P		10:32'00.626
3	23.066	17.699	19.622	25.616	1'26.003	243,0	10:33'26.629
4	22.111	17.539	19.301	25.021	1'23.972	252,2	10:34'50.601
5	21.991	17.314	19.118	25.125	1'23.548	253,4	10:36'14.149
6	21.926	17.281	22.513	28.036	1'29.756C	252,2	10:37'43.905
7	21.975	17.307	19.212	24.928	1'23.422	250,4	10:39'07.327
8	21.887	17.315	19.150	25.170	1'23.522	250,4	10:40'30.849
9	28.631	20.373	24.972	26.170	1'40.146	248,1	10:42'10.995
10	22.070	17.469	20.324	26.237	1'26.100	250,4	10:43'37.095
11	22.011	17.442	25.316	36.870	1'41.639	249,2	10:45'18.734

8° 12 X. FORES (1'23.857)							
Lap	Seg.1	Seg.2	Seg.3	Seg.4	Lap Time	km/h	Local Time
1							10:30'04.343
2	40.564	18.358	21.084	33.894	1'53.900P		10:31'58.243
3	22.582	17.722	19.560	25.473	1'25.337	244,7	10:33'23.580
4	22.214	17.527	19.258	24.967	1'23.966	247,5	10:34'47.546
5	22.038	17.482	19.290	25.094	1'23.904	254,0	10:36'11.450
6	25.581	17.565	19.455	27.137	1'29.738	251,0	10:37'41.188
7	22.449	17.565	19.247	25.204	1'24.465	246,4	10:39'05.653
8	26.074	17.949	19.274	25.197	1'28.494	246,9	10:40'34.147
9	22.229	17.544	19.286	25.005	1'24.064	246,9	10:41'58.211
10	22.191	17.602	19.375	25.199	1'24.367	248,7	10:43'22.578
11	25.531	18.116	19.433	25.087	1'28.167	243,6	10:44'50.745
12	22.072	17.542	19.176	25.067	1'23.857	251,6	10:46'14.602

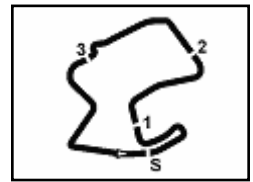
9° 60 M. VAN DER MARK (1'23.860)							
Lap	Seg.1	Seg.2	Seg.3	Seg.4	Lap Time	km/h	Local Time
1							10:30'01.563
2	40.462	18.158	20.190	25.306	1'44.116P		10:31'45.679
3	22.246	17.456	19.326	24.863	1'23.891	244,7	10:33'09.570
4	22.142	17.519	19.368	24.902	1'23.931	246,9	10:34'33.501
5	22.172	17.416	19.268	25.061	1'23.917	243,6	10:35'57.418
6	22.091	17.503	19.340	25.047	1'23.981	245,2	10:37'21.399
7	22.168	17.416	19.404	25.071	1'24.059	244,7	10:38'45.458
8	22.166	17.403	19.336	24.982	1'23.887	244,1	10:40'09.345

24/06/2018 P = Pits In/Out - C = Lap Time Cancelled

These data/results cannot be reproduced, stored and/or transmitted in whole or in part by any manner of electronic, mechanical, photocopying, recording, broadcasting or otherwise now known or herein after developed without the previous express consent by the copyright owner, except for reproduction in daily press and regular printed publications on sale to the public within 60 days of the event related to those data/results and always provided that copyright symbol appears together as follows below.

© DORNA WSBK ORGANIZATION Srl 2018





GEICO U.S. Round, 22 - 24 June 2018 World Superbike - Chronological Analysis Warm Up

WeatherTech Raceway 3.610 m

2 / 3

9	22.167	17.506	19.350	25.095	1'24.118	245,2	10:41'33.463
10	22.117	17.443	19.213	25.087	1'23.860	244,1	10:42'57.323
11	22.104	17.530	19.389	25.333	1'24.356	243,6	10:44'21.679
12	22.140	17.559	19.318	25.074	1'24.091	241,9	10:45'45.770

10° 32 L. SAVADORI (1'23.901)							
Lap	Seg.1	Seg.2	Seg.3	Seg.4	Lap Time	km/h	Local Time
1							10:30'02.411
2	43.776	19.938	25.033	26.193	1'54.940P		10:31'57.351
3	22.240	17.445	19.568	25.046	1'24.299	240,8	10:33'21.650
4	22.213	17.454	19.566	25.051	1'24.284	250,4	10:34'45.934
5	22.120	17.459	19.546	25.260	1'24.385	248,7	10:36'10.319
6	22.064	17.361	19.471	25.415	1'24.311	249,8	10:37'34.630
7	25.939	19.222	23.249	25.280	1'33.690	239,7	10:39'08.320
8	22.065	17.442	19.298	25.096	1'23.901	250,4	10:40'32.221
9	22.227	17.437	19.332	25.075	1'24.071	251,0	10:41'56.292
10	22.353	17.443	19.445	25.165	1'24.406	249,2	10:43'20.698
11	22.187	17.490	19.472	25.226	1'24.375	245,8	10:44'45.073
12	22.172	17.490	19.430	25.361	1'24.453	248,1	10:46'09.526

11° 81 J. TORRES (1'24.078)							
Lap	Seg.1	Seg.2	Seg.3	Seg.4	Lap Time	km/h	Local Time
1							10:30'08.191
2	40.937	19.150	21.046	26.243	1'47.376P		10:31'55.567
3	22.514	17.585	19.651	25.300	1'25.050	245,8	10:33'20.617
4	22.168	17.491	19.374	25.045	1'24.078	248,7	10:34'44.695
5	22.263	17.615	20.084	27.734	1'27.696	250,4	10:36'12.391
6	22.278	17.510	19.687	25.069	1'24.544	246,4	10:37'36.935
7	22.090	17.499	19.345	25.176	1'24.110	248,1	10:39'01.045
8	22.270	17.656	19.574	25.314	1'24.814	247,5	10:40'25.859
9	22.205	17.571	19.365	25.159	1'24.300	248,7	10:41'50.159
10	26.068	17.728	19.493	25.039	1'28.328	248,7	10:43'18.487
11	22.155	17.493	23.134	27.558	1'30.340C	245,8	10:44'48.827
12	22.327	17.557	19.415	25.161	1'24.460	246,4	10:46'13.287

12° 45 J. GAGNE (1'24.232)							
Lap	Seg.1	Seg.2	Seg.3	Seg.4	Lap Time	km/h	Local Time
1							10:30'00.991
2	41.920	18.205	20.288	25.663	1'46.076P		10:31'47.067
3	22.224	17.450	19.477	25.105	1'24.256	249,2	10:33'11.323
4	22.174	17.495	19.370	25.204	1'24.243	247,5	10:34'35.566
5	22.118	17.495	19.485	25.134	1'24.232	248,1	10:35'59.798
6	22.115	17.718	19.584	25.347	1'24.764	249,2	10:37'24.562
7	22.257	17.548	19.443	25.220	1'24.468	246,9	10:38'49.030
8	23.713	17.573	19.590	1'14.841	2'15.717P	244,1	10:41'04.747
9	40.779	18.025	19.755	25.577	1'44.136P		10:42'48.883
10	22.184	17.476	19.416	25.197	1'24.273	246,9	10:44'13.156
11	22.180	17.545	19.322	25.293	1'24.340	246,9	10:45'37.496

13° 36 L. MERCADO (1'24.286)							
Lap	Seg.1	Seg.2	Seg.3	Seg.4	Lap Time	km/h	Local Time
1							10:29'58.219
2	44.960	19.088	21.762	27.228	1'53.038P		10:31'51.257
3	22.410	17.751	19.721	25.283	1'25.165	244,7	10:33'16.422
4	22.245	17.653	19.541	25.221	1'24.660	250,4	10:34'41.082
5	22.234	17.823	24.557	25.460	1'30.074	253,4	10:36'11.156
6	22.178	17.543	19.602	25.384	1'24.707	249,2	10:37'35.863
7	22.251	17.571	19.436	25.028	1'24.286	247,5	10:39'00.149
8	22.277	17.594	19.605	25.547	1'25.023	250,4	10:40'25.172
9	26.571	20.451	19.924	25.349	1'32.295	245,8	10:41'57.467
10	22.321	17.689	19.578	25.322	1'24.910	249,8	10:43'22.377
11	22.384	17.801	19.505	25.483	1'25.173	246,4	10:44'47.550
12	22.237	17.773	20.636	26.279	1'26.925	249,8	10:46'14.475

14° 57 J. HERRIN (1'24.332)							
Lap	Seg.1	Seg.2	Seg.3	Seg.4	Lap Time	km/h	Local Time
1							10:30'29.852
2	42.469	18.658	19.871	25.126	1'46.124P		10:32'15.976
3	22.239	17.595	19.417	25.293	1'24.544	245,8	10:33'40.520
4	22.161	17.570	19.427	25.289	1'24.447	245,8	10:35'04.967
5	22.382	17.956	19.378	26.003	1'25.719	247,5	10:36'30.686
6	23.526	17.861	19.585	25.309	1'26.281	238,7	10:37'56.967
7	22.097	17.580	19.325	25.336	1'24.338	245,8	10:39'21.305
8	22.245	17.508	19.401	25.206	1'24.360	245,2	10:40'45.665
9	24.716	19.555	20.327	31.566	1'36.164	242,4	10:42'21.829
10	22.375	17.716	19.428	25.340	1'24.859	244,1	10:43'46.688
11	22.141	17.545	19.374	25.272	1'24.332	244,1	10:45'11.020

15° 68 Y. HERNANDEZ (1'24.410)							
Lap	Seg.1	Seg.2	Seg.3	Seg.4	Lap Time	km/h	Local Time
1							10:30'00.973
2	42.287	18.991	20.819	25.807	1'47.904P		10:31'48.877
3	22.944	17.748	19.965	25.320	1'25.977	243,6	10:33'14.854
4	22.409	17.943	19.821	25.403	1'25.576	248,7	10:34'40.430
5	22.538	17.875	19.604	25.232	1'25.249	240,8	10:36'05.679
6	22.273	17.579	19.491	25.067	1'24.410	245,8	10:37'30.089
7	22.212	17.514	19.582	25.293	1'24.601	250,4	10:38'54.690
8	22.256	17.593	20.944	29.071	1'29.864C	250,4	10:40'24.554
9	22.444	17.658	19.809	25.257	1'25.168	249,2	10:41'49.722
10	22.418	17.673	19.616	25.388	1'25.095	246,4	10:43'14.817
11	22.511	17.713	19.918	26.544	1'26.686	244,7	10:44'41.503
12	22.446	17.780	19.578	25.443	1'25.247	245,2	10:46'06.750

16° 40 R. RAMOS (1'24.517)							
Lap	Seg.1	Seg.2	Seg.3	Seg.4	Lap Time	km/h	Local Time
1							10:30'01.231
2	42.479	18.610	20.850	26.410	1'48.349P		10:31'49.580
3	22.523	17.540	19.960	25.512	1'25.535	240,3	10:33'15.115
4	22.328	17.609	19.548	25.741	1'25.226	244,7	10:34'40.341
5	22.416	17.707	19.488	25.235	1'24.846	241,9	10:36'05.187
6	22.253	17.579	19.444	25.241	1'24.517	243,0	10:37'29.704
7	22.239	17.471	19.431	25.492	1'24.633	244,1	10:38'54.337
8	22.355	18.064	20.114	28.044	1'28.577	242,4	10:40'22.914
9	23.182	19.101	20.074	25.257	1'27.614	241,9	10:41'50.528
10	22.375	17.458	19.458	25.282	1'24.573	243,6	10:43'15.101
11	24.289	18.602	20.281	27.193	1'30.365	244,7	10:44'45.466
12	22.316	17.553	19.548	25.335	1'24.752	244,7	10:46'10.218

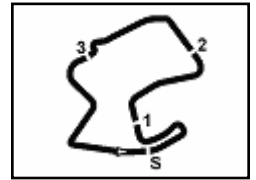
17° 98 K. HANIKA (1'24.600)							
Lap	Seg.1	Seg.2	Seg.3	Seg.4	Lap Time	km/h	Local Time
1							10:29'58.984
2	42.801	18.687	20.921	26.226	1'48.635P		10:31'47.619
3	22.912	17.935	20.292	25.641	1'26.780	230,9	10:33'14.399
4	22.698	17.802	19.615	25.623	1'25.738	234,5	10:34'40.137
5	22.701	18.153	19.684	25.441	1'25.979	236,5	10:36'06.116
6	22.441	17.568	19.473	25.300	1'24.782	238,7	10:37'30.898
7	22.346	17.545	19.399	25.324	1'24.614	240,8	10:38'55.512
8	22.452	17.627	19.623	25.510	1'25.212	237,1	10:40'20.724
9	22.383	18.401	21.408	28.036	1'30.228	236,5	10:41'50.952
10	22.397	17.523	19.366	25.314	1'24.600	242,4	10:43'15.552
11	22.438	17.535	19.586	25.320	1'24.879	243,0	10:44'40.431
12	22.377	17.653	19.568	25.536	1'25.134	240,8	10:46'05.565

18° 99 P. JACOBSEN (1'24.789)							
Lap	Seg.1	Seg.2	Seg.3	Seg.4	Lap Time	km/h	Local Time
1							10:30'07.788
2	40.412	18.855	20.671	26.321	1'46.259P		10:31'54.047
3	22.744	17.692	19.541	25.356	1'25.333	245,2	10:33'19.380

24/06/2018 P = Pits In/Out - C = Lap Time Cancelled

These data/results cannot be reproduced, stored and/or transmitted in whole or in part by any manner of electronic, mechanical, photocopying, recording, broadcasting or otherwise now known or herein after developed without the previous express consent by the copyright owner, except for reproduction in daily press and regular printed publications on sale to the public within 60 days of the event related to those data/results and always provided that copyright symbol appears together as follows below.

© DORNA WSBK ORGANIZATION Srl 2018


**GEICO U.S. Round, 22 - 24 June 2018
World Superbike - Chronological Analysis Warm Up**

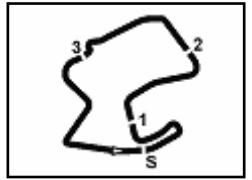
4	22.603	17.546	19.405	25.308	1'24.862	239,7	10:34'44.242
5	22.545	17.683	19.346	25.262	1'24.836	245,2	10:36'09.078
6	22.521	17.554	19.808	25.359	1'25.242	248,7	10:37'34.320
7	22.486	17.567	19.477	25.259	1'24.789	245,8	10:38'59.109
8	22.666	17.694	19.472	25.383	1'25.215	243,6	10:40'24.324
9	22.532	17.681	19.493	25.261	1'24.967	245,2	10:41'49.291
10	22.579	17.784	19.415	25.190	1'24.968	244,7	10:43'14.259
11	22.642	17.895	19.891	25.423	1'25.851	245,2	10:44'40.110
12	22.428	17.754	19.421	25.400	1'25.003	248,1	10:46'05.113

19°							
76 L. BAZ (1'24.900)							
Lap	Seg.1	Seg.2	Seg.3	Seg.4	Lap Time	km/h	Local Time
1							10:29'58.131
2	43.729	18.622	20.383	25.701	1'48.435P		10:31'46.566
3	22.382	17.995	19.640	25.450	1'25.467	243,0	10:33'12.033
4	22.287	17.614	20.370	26.630	1'26.901	245,8	10:34'38.934
5	22.249	17.700	19.624	25.327	1'24.900	243,0	10:36'03.834
6	22.275	17.582	19.902	29.090	1'28.849	246,9	10:37'32.683
7	22.332	17.659	19.497	25.530	1'25.018	243,0	10:38'57.701
8	22.303	17.639	19.625	25.454	1'25.021	246,4	10:40'22.722
9	27.178	18.751	20.348	25.911	1'32.188	244,7	10:41'54.910
10	22.321	17.642	19.603	25.409	1'24.975	243,6	10:43'19.885
11	22.235	18.787	20.486	26.801	1'28.309	243,6	10:44'48.194
12	22.335	17.666	19.833	25.594	1'25.428	246,4	10:46'13.622

24/06/2018 P = Pits In/Out - C = Lap Time Cancelled

These data/results cannot be reproduced, stored and/or transmitted in whole or in part by any manner of electronic, mechanical, photocopying, recording, broadcasting or otherwise now known or herein after developed without the previous express consent by the copyright owner, except for reproduction in daily press and regular printed publications on sale to the public within 60 days of the event related to those data/results and always provided that copyright symbol appears together as follows below.

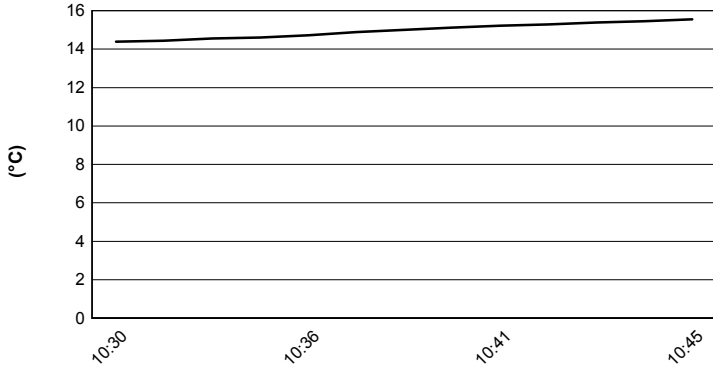
© DORNA WSBK ORGANIZATION Srl 2018



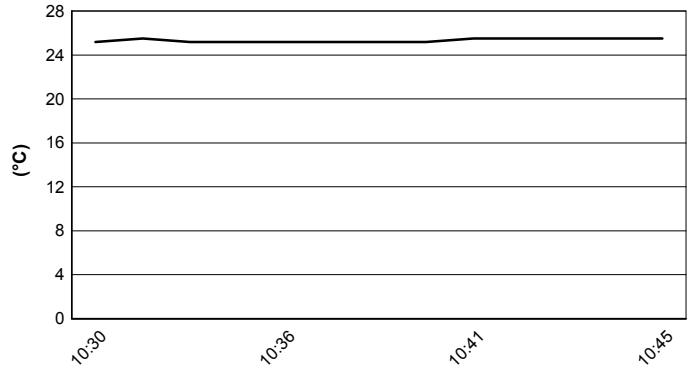
WeatherTech Raceway 3.610 m

GEICO U.S. Round, 22 - 24 June 2018
World Superbike - Weather Report Warm Up
 Session started 10:30 - Session ended 10:46

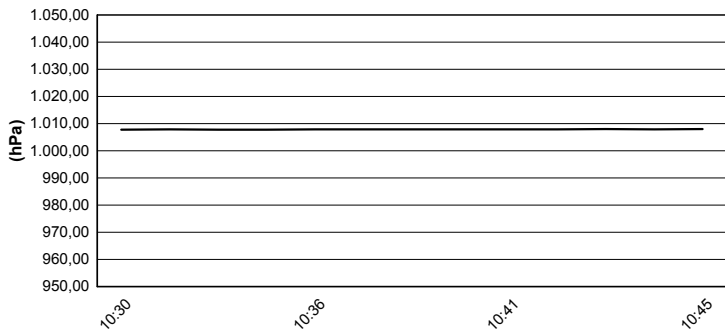
Air Temperature



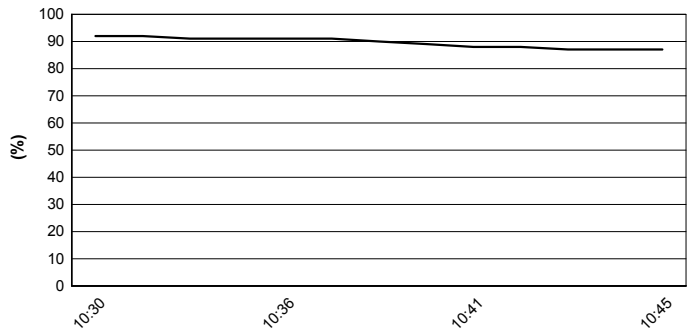
Track Temperature



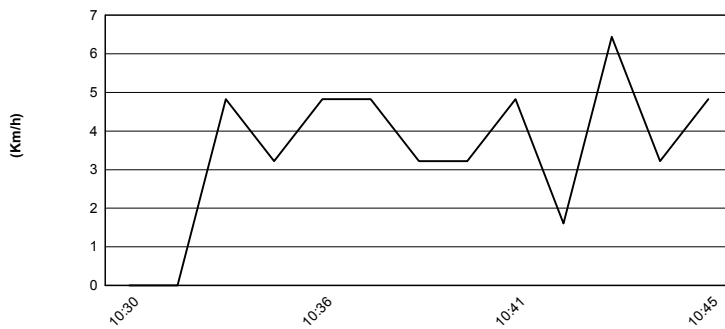
Air Pressure



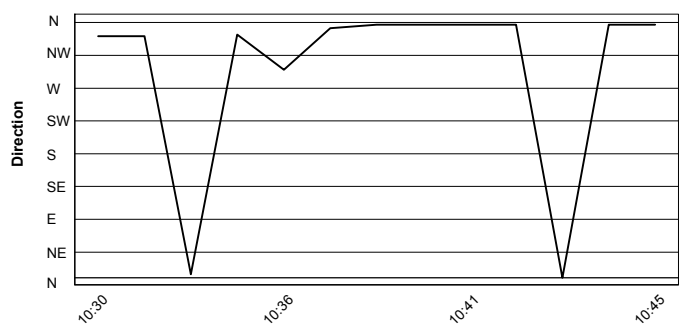
Humidity



Wind Speed



Wind Direction

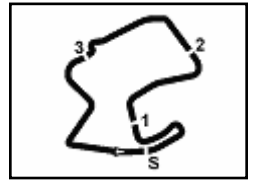


24/06/2018

These data/results cannot be reproduced, stored and/or transmitted in whole or in part by any manner of electronic, mechanical, photocopying, recording, broadcasting or otherwise now known or herein after developed without the previous express consent by the copyright owner, except for reproduction in daily press and regular printed publications on sale to the public within 60 days of the event related to those data/results and always provided that copyright symbol appears together as follows below.

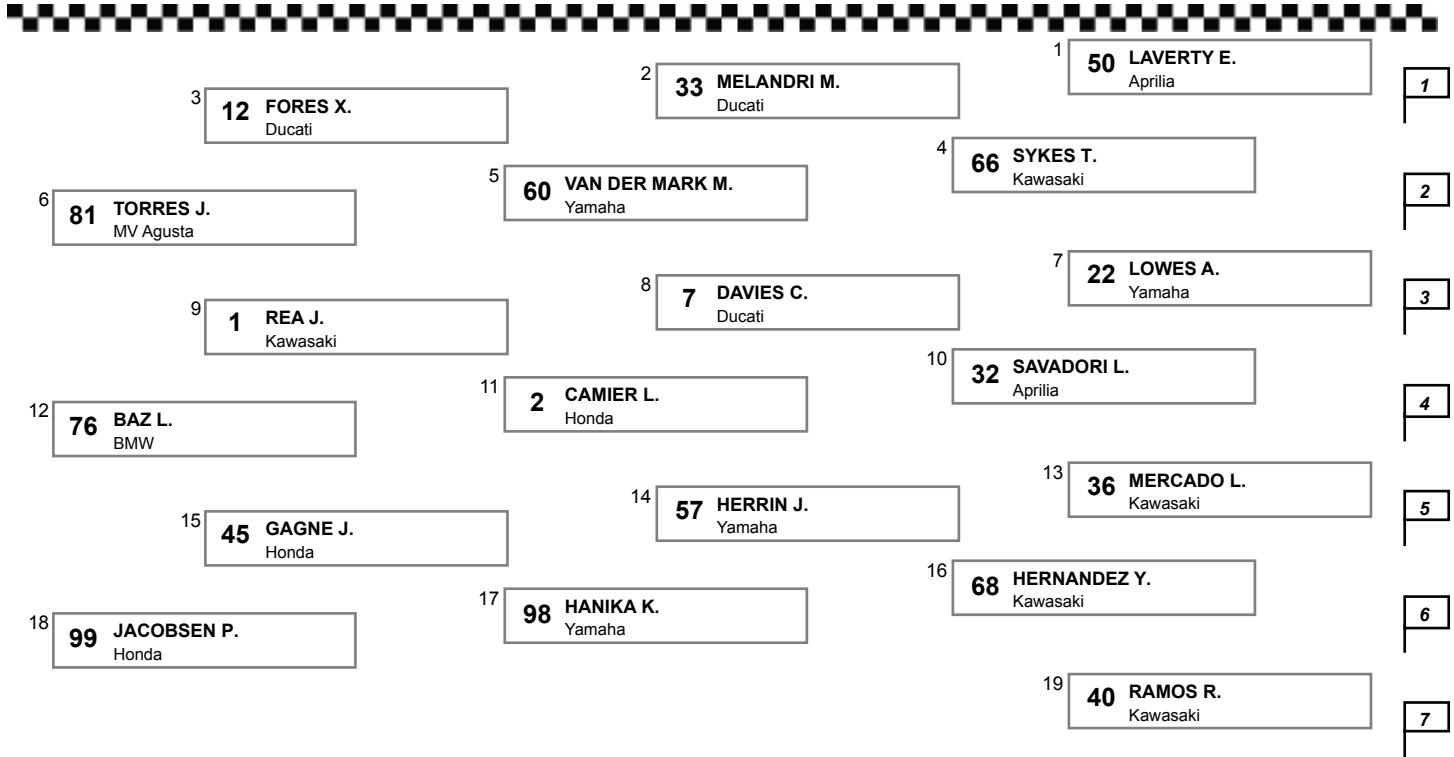
© DORNA WSBK ORGANIZATION Srl 2018





GEICO U.S. Round, 22 - 24 June 2018
World Superbike - Starting Grid - Race 2
25 Laps x 3,610 km = 90,250 km

WeatherTech Raceway 3.610 m



N.54 (Razgatioglu T.) will not take part in the race. Declared unfit after Race 1

24/06/2018 Jury President

These data/results cannot be reproduced, stored and/or transmitted in whole or in part by any manner of electronic, mechanical, photocopying, recording, broadcasting or otherwise now known or herein after developed without the previous express consent by the copyright owner, except for reproduction in daily press and regular printed publications on sale to the public within 60 days of the event related to those data/results and always provided that copyright symbol appears together as follows below.

© DORNA WSBK ORGANIZATION Srl 2018

