

## Motul Argentinean Round, 11-13 October 2019

### Free Practices Combined Results after FP2

San Juan Villicum Circuit 4.276 m

No.	Rider	Nat	Team	Bike	Class	FP1	FP2	FP3	Time	Gap	Rel.	Avg	LL
1	<b>19 A. BAUTISTA</b>	ESP	ARUBA.IT Racing - Ducati	Ducati Panigale V4 R		1'45.191	<b>1'43.614</b>		<b>1'43.614</b>			148,567	42
2	<b>1 J. REA</b>	GBR	Kawasaki Racing Team WorldSBK	Kawasaki ZX-10RR		1'46.056	<b>1'43.718</b>		<b>1'43.718</b>	0.104	0.104	148,418	24
3	<b>21 M. RINALDI</b>	ITA	BARNI Racing Team	Ducati Panigale V4 R	IND	1'46.250	<b>1'44.843</b>		<b>1'44.843</b>	1.229	1.125	146,825	35
4	<b>7 C. DAVIES</b>	GBR	ARUBA.IT Racing - Ducati	Ducati Panigale V4 R		1'48.012	<b>1'44.866</b>		<b>1'44.866</b>	1.252	0.023	146,793	24
5	<b>66 T. SYKES</b>	GBR	BMW Motorrad WorldSBK Team	BMW S1000 RR		1'48.966	<b>1'44.934</b>		<b>1'44.934</b>	1.320	0.068	146,698	28
6	<b>54 T. RAZGATLIOGLU</b>	TUR	Turkish Puccetti Racing	Kawasaki ZX-10RR	IND	1'46.904	<b>1'44.945</b>		<b>1'44.945</b>	1.331	0.011	146,683	30
7	<b>91 L. HASLAM</b>	GBR	Kawasaki Racing Team WorldSBK	Kawasaki ZX-10RR		1'47.833	<b>1'45.011</b>		<b>1'45.011</b>	1.397	0.066	146,590	31
8	<b>11 S. CORTESE</b>	GER	GRT Yamaha WorldSBK	Yamaha YZF R1	IND	1'47.721	<b>1'45.144</b>		<b>1'45.144</b>	1.530	0.133	146,405	36
9	<b>22 A. LOWES</b>	GBR	Pata Yamaha WorldSBK Team	Yamaha YZF R1		1'47.031	<b>1'45.269</b>		<b>1'45.269</b>	1.655	0.125	146,231	31
10	<b>60 M. VAN DER MARK</b>	NED	Pata Yamaha WorldSBK Team	Yamaha YZF R1		1'47.335	<b>1'45.337</b>		<b>1'45.337</b>	1.723	0.068	146,137	26
11	<b>81 J. TORRES</b>	ESP	Team Pedercini Racing	Kawasaki ZX-10RR	IND	1'46.937	<b>1'45.624</b>		<b>1'45.624</b>	2.010	0.287	145,740	41
12	<b>36 L. MERCADO</b>	ARG	Orelac Racing VerdNatura	Kawasaki ZX-10RR	IND	1'49.492	<b>1'46.523</b>		<b>1'46.523</b>	2.909	0.899	144,510	26
13	<b>76 L. BAZ</b>	FRA	Ten Kate Racing - Yamaha	Yamaha YZF R1	IND	1'47.569	<b>1'46.639</b>		<b>1'46.639</b>	3.025	0.116	144,352	31
14	<b>33 M. MELANDRI</b>	ITA	GRT Yamaha WorldSBK	Yamaha YZF R1	IND	1'47.746	<b>1'46.718</b>		<b>1'46.718</b>	3.104	0.079	144,246	35
15	<b>52 A. DELBIANCO</b>	ITA	Althea Mie Racing Team	Honda CBR1000RR	IND	1'49.676	<b>1'47.554</b>		<b>1'47.554</b>	3.940	0.836	143,124	37
16	<b>23 R. KIYONARI</b>	JPN	Moriwaki Althea Honda Team	Honda CBR1000RR		1'47.914	<b>1'47.613</b>		<b>1'47.613</b>	3.999	0.059	143,046	36
17	<b>28 M. REITERBERGER</b>	GER	BMW Motorrad WorldSBK Team	BMW S1000 RR		1'49.568	<b>1'47.687</b>		<b>1'47.687</b>	4.073	0.074	142,948	38
18	<b>2 L. CAMIER</b>	GBR	Moriwaki Althea Honda Team	Honda CBR1000RR		1'49.842	<b>1'47.988</b>		<b>1'47.988</b>	4.374	0.301	142,549	23
19	<b>50 E. LAVERTY</b>	IRL	Team Goeleven	Ducati Panigale V4 R	IND	1'51.622	<b>1'50.603</b>		<b>1'50.603</b>	6.989	2.615	139,179	21

11/10/2019

These data/results cannot be reproduced, stored and/or transmitted in whole or in part by any manner of electronic, mechanical, photocopying, recording, broadcasting or otherwise now known or herein after developed without the previous express consent by the copyright owner, except for reproduction in daily press and regular printed publications on sale to the public within 60 days of the event related to those data/results and always provided that copyright symbol appears together as follows below.

© DORNA WSBK ORGANIZATION Srl 2019

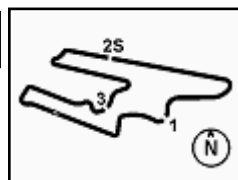
PIRELLI PERUGIA TIMING



Official Tyre Supplier



Official Timekeeper



## Motul Argentinean Round, 11-13 October 2019

### Results Free Practice 2nd Session

San Juan Villicum Circuit 4.276 m

1 / 2

No.	Rider	Nat	Team	Bike	Class	Time	Gap	Rel.	Laps	Speed	
										Avg	Max
1	19 A. BAUTISTA	ESP	ARUBA.IT Racing - Ducati	Ducati Panigale V4 R		<b>1'43.614</b>			22	148,567	<b>302,5</b>
2	1 J. REA	GBR	Kawasaki Racing Team WorldSBK	Kawasaki ZX-10RR		<b>1'43.718</b>	0.104	0.104	18	148,418	<b>300,8</b>
3	21 M. RINALDI	ITA	BARNI Racing Team	Ducati Panigale V4 R	IND	<b>1'44.843</b>	1.229	1.125	17	146,825	<b>301,7</b>
4	7 C. DAVIES	GBR	ARUBA.IT Racing - Ducati	Ducati Panigale V4 R		<b>1'44.866</b>	1.252	0.023	18	146,793	<b>303,4</b>
5	66 T. SYKES	GBR	BMW Motorrad WorldSBK Team	BMW S1000 RR		<b>1'44.934</b>	1.320	0.068	18	146,698	<b>297,5</b>
6	54 T. RAZGATLIOGLU	TUR	Turkish Puccetti Racing	Kawasaki ZX-10RR	IND	<b>1'44.945</b>	1.331	0.011	12	146,683	<b>296,7</b>
7	91 L. HASLAM	GBR	Kawasaki Racing Team WorldSBK	Kawasaki ZX-10RR		<b>1'45.011</b>	1.397	0.066	13	146,590	<b>300,0</b>
8	11 S. CORTESE	GER	GRT Yamaha WorldSBK	Yamaha YZF R1	IND	<b>1'45.144</b>	1.530	0.133	18	146,405	<b>295,9</b>
9	22 A. LOWES	GBR	Pata Yamaha WorldSBK Team	Yamaha YZF R1		<b>1'45.269</b>	1.655	0.125	21	146,231	<b>300,0</b>
10	60 M. VAN DER MARK	NED	Pata Yamaha WorldSBK Team	Yamaha YZF R1		<b>1'45.337</b>	1.723	0.068	19	146,137	<b>300,0</b>
11	81 J. TORRES	ESP	Team Pedercini Racing	Kawasaki ZX-10RR	IND	<b>1'45.624</b>	2.010	0.287	20	145,740	<b>291,9</b>
12	36 L. MERCADO	ARG	Orelac Racing VerdNatura	Kawasaki ZX-10RR	IND	<b>1'46.523</b>	2.909	0.899	17	144,510	<b>291,9</b>
13	76 L. BAZ	FRA	Ten Kate Racing - Yamaha	Yamaha YZF R1	IND	<b>1'46.639</b>	3.025	0.116	16	144,352	<b>292,7</b>
14	33 M. MELANDRI	ITA	GRT Yamaha WorldSBK	Yamaha YZF R1	IND	<b>1'46.718</b>	3.104	0.079	17	144,246	<b>295,1</b>
15	52 A. DELBIANCO	ITA	Althea Mie Racing Team	Honda CBR1000RR	IND	<b>1'47.554</b>	3.940	0.836	19	143,124	<b>284,2</b>
16	23 R. KIYONARI	JPN	Moriwaki Althea Honda Team	Honda CBR1000RR		<b>1'47.613</b>	3.999	0.059	19	143,046	<b>296,7</b>
17	28 M. REITERBERGER	GER	BMW Motorrad WorldSBK Team	BMW S1000 RR		<b>1'47.687</b>	4.073	0.074	19	142,948	<b>294,3</b>
18	2 L. CAMIER	GBR	Moriwaki Althea Honda Team	Honda CBR1000RR		<b>1'47.988</b>	4.374	0.301	17	142,549	<b>300,0</b>
19	50 E. LAVERTY	IRL	Team Goeleven	Ducati Panigale V4 R	IND	<b>1'50.603</b>	6.989	2.615	15	139,179	<b>297,5</b>

Qualifying Lap Time (107% of 1'43.614): **1'50.868**

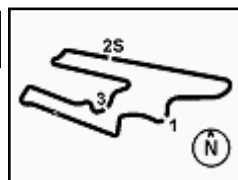
AIR	Humidity:	26%	Temp:	30°C
TRACK	Condition:	Dry	Temp:	48°C

Records	Pole	(SP2)	2018	M.Melandri	1'39.012	155,470	Km/h
	Race	(RC1)	2018	J.Rea	1'39.175	155,220	Km/h
	All Times	(SP2)	2018	M.Melandri	1'39.012	155,470	Km/h

Start 11/10/2019 15:00 End 15:52 The results are provisional until the end of the time limit for protests and appeals and the completion of the technical checks.

These data/results cannot be reproduced, stored and/or transmitted in whole or in part by any manner of electronic, mechanical, photocopying, recording, broadcasting or otherwise now known or herein after developed without the previous express consent by the copyright owner, except for reproduction in daily press and regular printed publications on sale to the public within 60 days of the event related to those data/results and always provided that copyright symbol appears together as follows below.

© DORNA WSBK ORGANIZATION Srl 2019


**Motul Argentinean Round, 11-13 October 2019**
**Results Free Practice 2nd Session**

San Juan Villicum Circuit 4.276 m

2 / 2

**Session Highlights**

Local Time	No. Rider	Description
15.00.00		Start
15.00.05		WorldSBK Pit Intervention Time: 1min 28secs
15.02.30	91 L. <b>HASLAM</b>	Crashed - Turn 16
15.15.37	50 E. <b>LAVERTY</b>	Lap Cancelled (1'54.783) - Exceeded Track Limits - Turn 17
15.30.01	21 M. <b>RINALDI</b>	On Asphalt - Re-Joined - Turn 1
15.47.08	7 C. <b>DAVIES</b>	Lap Cancelled (1'45.524) - Exceeded Track Limits - Turn 8
15.52.58		End Of Session

**Fastest Laps Sequence**

No.	Rider	Nat	Team	Bike	Local Time	Time	Gap	Avg
52	A. <b>DELBIANCO</b>	ITA	Althea Mie Racing Team	Honda CBR1000RR	15:04'03.402	<b>1'50.125</b>		139,783
19	A. <b>BAUTISTA</b>	ESP	ARUBA.IT Racing - Ducati	Ducati Panigale V4 R	15:04'05.730	<b>1'47.182</b>	-2.943	143,621
1	J. <b>REA</b>	GBR	Kawasaki Racing Team WorldSBK	Kawasaki ZX-10RR	15:04'05.881	<b>1'47.114</b>	-0.068	143,712
19	A. <b>BAUTISTA</b>	ESP	ARUBA.IT Racing - Ducati	Ducati Panigale V4 R	15:05'51.430	<b>1'45.700</b>	-1.414	145,635
19	A. <b>BAUTISTA</b>	ESP	ARUBA.IT Racing - Ducati	Ducati Panigale V4 R	15:09'23.536	<b>1'45.327</b>	-0.373	146,151
19	A. <b>BAUTISTA</b>	ESP	ARUBA.IT Racing - Ducati	Ducati Panigale V4 R	15:11'08.205	<b>1'44.669</b>	-0.658	147,069
1	J. <b>REA</b>	GBR	Kawasaki Racing Team WorldSBK	Kawasaki ZX-10RR	15:31'27.261	<b>1'44.570</b>	-0.099	147,209
19	A. <b>BAUTISTA</b>	ESP	ARUBA.IT Racing - Ducati	Ducati Panigale V4 R	15:41'14.049	<b>1'44.002</b>	-0.568	148,013
1	J. <b>REA</b>	GBR	Kawasaki Racing Team WorldSBK	Kawasaki ZX-10RR	15:46'43.490	<b>1'43.718</b>	-0.284	148,418
19	A. <b>BAUTISTA</b>	ESP	ARUBA.IT Racing - Ducati	Ducati Panigale V4 R	15:51'39.973	<b>1'43.614</b>	-0.104	148,567

Start	End	The results are provisional until the end of the time limit for protests and appeals and the completion of the technical checks.
11/10/2019 15:00	15:52	

These data/results cannot be reproduced, stored and/or transmitted in whole or in part by any manner of electronic, mechanical, photocopying, recording, broadcasting or otherwise now known or herein after developed without the previous express consent by the copyright owner, except for reproduction in daily press and regular printed publications on sale to the public within 60 days of the event related to those data/results and always provided that copyright symbol appears together as follows below.

© DORNA WSBK ORGANIZATION Srl 2019

## Motul Argentinean Round, 11-13 October 2019

### Best Sectors & Speed Free Practice 2nd Session

San Juan Villicum Circuit 4.276 m

BEST LAP		
1	19 A. BAUTISTA	Ducati Panigale V4 R 1'43.614
2	1 J. REA	Kawasaki ZX-10RR 1'43.718
3	21 M. RINALDI	Ducati Panigale V4 R 1'44.843
4	7 C. DAVIES	Ducati Panigale V4 R 1'44.866
5	66 T. SYKES	BMW S1000 RR 1'44.934
6	54 T. RAZGATLIOGLU	Kawasaki ZX-10RR 1'44.945
7	91 L. HASLAM	Kawasaki ZX-10RR 1'45.011
8	11 S. CORTESE	Yamaha YZF R1 1'45.144
9	22 A. LOWES	Yamaha YZF R1 1'45.269
10	60 M. VAN DER MARK	Yamaha YZF R1 1'45.337
11	81 J. TORRES	Kawasaki ZX-10RR 1'45.624
12	36 L. MERCADO	Kawasaki ZX-10RR 1'46.523
13	76 L. BAZ	Yamaha YZF R1 1'46.639
14	33 M. MELANDRI	Yamaha YZF R1 1'46.718
15	52 A. DELBIANCO	Honda CBR1000RR 1'47.554
16	23 R. KIYONARI	Honda CBR1000RR 1'47.613
17	28 M. REITERBERGER	BMW S1000 RR 1'47.687
18	2 L. CAMIER	Honda CBR1000RR 1'47.988
19	50 E. LAVERTY	Ducati Panigale V4 R 1'50.603

SPEED		
1	7 C. DAVIES	Ducati Panigale V4 R 303,4
2	19 A. BAUTISTA	Ducati Panigale V4 R 302,5
3	21 M. RINALDI	Ducati Panigale V4 R 301,7
4	1 J. REA	Kawasaki ZX-10RR 300,8
5	60 M. VAN DER MARK	Yamaha YZF R1 300,0
6	22 A. LOWES	Yamaha YZF R1 300,0
7	91 L. HASLAM	Kawasaki ZX-10RR 300,0
8	2 L. CAMIER	Honda CBR1000RR 300,0
9	66 T. SYKES	BMW S1000 RR 297,5
10	50 E. LAVERTY	Ducati Panigale V4 R 297,5
11	23 R. KIYONARI	Honda CBR1000RR 296,7
12	54 T. RAZGATLIOGLU	Kawasaki ZX-10RR 296,7
13	11 S. CORTESE	Yamaha YZF R1 295,9
14	33 M. MELANDRI	Yamaha YZF R1 295,1
15	28 M. REITERBERGER	BMW S1000 RR 294,3
16	76 L. BAZ	Yamaha YZF R1 292,7
17	36 L. MERCADO	Kawasaki ZX-10RR 291,9
18	81 J. TORRES	Kawasaki ZX-10RR 291,9
19	52 A. DELBIANCO	Honda CBR1000RR 284,2

SEG. 1		SEG. 2		SEG. 3		SEG. 4	
1	1 J. REA 22.769	1	19 A. BAUTISTA 26.363	1	19 A. BAUTISTA 26.689	1	19 A. BAUTISTA 27.509
2	19 A. BAUTISTA 22.794	2	1 J. REA 26.624	2	1 J. REA 26.694	2	1 J. REA 27.631
3	7 C. DAVIES 22.940	3	7 C. DAVIES 26.732	3	91 L. HASLAM 26.887	3	54 T. RAZGATLIOGLU 27.719
4	54 T. RAZGATLIOGLU 23.039	4	91 L. HASLAM 26.764	4	54 T. RAZGATLIOGLU 26.904	4	60 M. VAN DER MARK 27.724
5	22 A. LOWES 23.089	5	66 T. SYKES 26.897	5	7 C. DAVIES 26.933	5	11 S. CORTESE 27.787
6	21 M. RINALDI 23.099	6	21 M. RINALDI 27.002	6	21 M. RINALDI 26.938	6	66 T. SYKES 27.799
7	66 T. SYKES 23.174	7	54 T. RAZGATLIOGLU 27.009	7	11 S. CORTESE 26.967	7	21 M. RINALDI 27.804
8	91 L. HASLAM 23.183	8	22 A. LOWES 27.050	8	66 T. SYKES 27.029	8	81 J. TORRES 27.922
9	81 J. TORRES 23.237	9	81 J. TORRES 27.097	9	60 M. VAN DER MARK 27.078	9	22 A. LOWES 27.945
10	60 M. VAN DER MARK 23.268	10	11 S. CORTESE 27.099	10	22 A. LOWES 27.164	10	7 C. DAVIES 28.030
11	11 S. CORTESE 23.291	11	60 M. VAN DER MARK 27.102	11	33 M. MELANDRI 27.194	11	36 L. MERCADO 28.049
12	52 A. DELBIANCO 23.351	12	36 L. MERCADO 27.331	12	81 J. TORRES 27.218	12	76 L. BAZ 28.064
13	23 R. KIYONARI 23.447	13	28 M. REITERBERGER 27.388	13	76 L. BAZ 27.262	13	91 L. HASLAM 28.077
14	33 M. MELANDRI 23.452	14	76 L. BAZ 27.422	14	36 L. MERCADO 27.458	14	52 A. DELBIANCO 28.249
15	76 L. BAZ 23.544	15	33 M. MELANDRI 27.438	15	2 L. CAMIER 27.503	15	33 M. MELANDRI 28.387
16	28 M. REITERBERGER 23.546	16	2 L. CAMIER 27.476	16	52 A. DELBIANCO 27.690	16	28 M. REITERBERGER 28.477
17	36 L. MERCADO 23.579	17	23 R. KIYONARI 27.548	17	23 R. KIYONARI 27.829	17	23 R. KIYONARI 28.692
18	2 L. CAMIER 23.928	18	52 A. DELBIANCO 27.614	18	28 M. REITERBERGER 27.868	18	2 L. CAMIER 28.799
19	50 E. LAVERTY 24.477	19	50 E. LAVERTY 28.045	19	50 E. LAVERTY 28.680	19	50 E. LAVERTY 29.201

11/10/2019

These data/results cannot be reproduced, stored and/or transmitted in whole or in part by any manner of electronic, mechanical, photocopying, recording, broadcasting or otherwise now known or herein after developed without the previous express consent by the copyright owner, except for reproduction in daily press and regular printed publications on sale to the public within 60 days of the event related to those data/results and always provided that copyright symbol appears together as follows below.

© DORNA WSBK ORGANIZATION Srl 2019

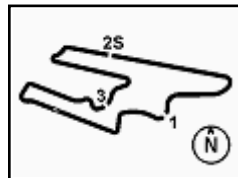
FICR PERUGIA TIMING



Official Tyre Supplier



Official Timekeeper



## Motul Argentinean Round, 11-13 October 2019

### Ideal Times Free Practice 2nd Session

San Juan Villicum Circuit 4.276 m

No.	Rider	Nat	Bike	Seg. 1	Seg. 2	Seg. 3	Seg. 4	Ideal Time		
				Diff. 1	Diff. 2	Diff. 3	Diff. 4	Best Lap	Pos.	Diff.
1	<b>19 A. BAUTISTA</b>	ESP	Ducati Panigale V4 R	22.794 +0.076	<b>26.363</b> +0.059	<b>26.689</b>	<b>27.509</b> +0.124	<b>1'43.355</b> 1'43.614	1	0.259
2	<b>1 J. REA</b>	GBR	Kawasaki ZX-10RR	<b>22.769</b>	26.624	26.694	27.631	<b>1'43.718</b> 1'43.718	2	
3	<b>7 C. DAVIES</b>	GBR	Ducati Panigale V4 R	22.940 +0.101	26.732 +0.003	26.933	28.030 +0.127	<b>1'44.635</b> 1'44.866	4	0.231
4	<b>54 T. RAZGATLIOGLU</b>	TUR	Kawasaki ZX-10RR	23.039	27.009 +0.002	26.904 +0.129	27.719 +0.143	<b>1'44.671</b> 1'44.945	6	0.274
5	<b>21 M. RINALDI</b>	ITA	Ducati Panigale V4 R	23.099	27.002	26.938	27.804	<b>1'44.843</b> 1'44.843	3	
6	<b>66 T. SYKES</b>	GBR	BMW S1000 RR	23.174 +0.004	26.897 +0.031	27.029	27.799	<b>1'44.899</b> 1'44.934	5	0.035
7	<b>91 L. HASLAM</b>	GBR	Kawasaki ZX-10RR	23.183 +0.017	26.764 +0.083	26.887	28.077	<b>1'44.911</b> 1'45.011	7	0.100
8	<b>11 S. CORTESE</b>	GER	Yamaha YZF R1	23.291	27.099	26.967	27.787	<b>1'45.144</b> 1'45.144	8	
9	<b>60 M. VAN DER MARK</b>	NED	Yamaha YZF R1	23.268 +0.165	27.102	27.078	27.724	<b>1'45.172</b> 1'45.337	10	0.165
10	<b>22 A. LOWES</b>	GBR	Yamaha YZF R1	23.089	27.050	27.164 +0.021	27.945	<b>1'45.248</b> 1'45.269	9	0.021
11	<b>81 J. TORRES</b>	ESP	Kawasaki ZX-10RR	23.237	27.097 +0.037	27.218 +0.097	27.922 +0.016	<b>1'45.474</b> 1'45.624	11	0.150
12	<b>76 L. BAZ</b>	FRA	Yamaha YZF R1	23.544 +0.077	27.422 +0.070	27.262 +0.200	28.064	<b>1'46.292</b> 1'46.639	13	0.347
13	<b>36 L. MERCADO</b>	ARG	Kawasaki ZX-10RR	23.579 +0.088	27.331	27.458 +0.018	28.049	<b>1'46.417</b> 1'46.523	12	0.106
14	<b>33 M. MELANDRI</b>	ITA	Yamaha YZF R1	23.452 +0.125	27.438	27.194 +0.122	28.387	<b>1'46.471</b> 1'46.718	14	0.247
15	<b>52 A. DELBIANCO</b>	ITA	Honda CBR1000RR	23.351	27.614	27.690 +0.525	28.249 +0.125	<b>1'46.904</b> 1'47.554	15	0.650
16	<b>28 M. REITERBERGER</b>	GER	BMW S1000 RR	23.546 +0.191	27.388 +0.125	27.868 +0.002	28.477 +0.090	<b>1'47.279</b> 1'47.687	17	0.408
17	<b>23 R. KIYONARI</b>	JPN	Honda CBR1000RR	23.447 +0.052	27.548	27.829 +0.045	28.692	<b>1'47.516</b> 1'47.613	16	0.097
18	<b>2 L. CAMIER</b>	GBR	Honda CBR1000RR	23.928	27.476	27.503 +0.217	28.799 +0.065	<b>1'47.706</b> 1'47.988	18	0.282
19	<b>50 E. LAVERTY</b>	IRL	Ducati Panigale V4 R	24.477	28.045 +0.166	28.680 +0.034	29.201	<b>1'50.403</b> 1'50.603	19	0.200
<b>Overall Ideal Time</b>				22.769	26.363	26.689	27.509	<b>1'43.330</b>		

11/10/2019

These data/results cannot be reproduced, stored and/or transmitted in whole or in part by any manner of electronic, mechanical, photocopying, recording, broadcasting or otherwise now known or herein after developed without the previous express consent by the copyright owner, except for reproduction in daily press and regular printed publications on sale to the public within 60 days of the event related to those data/results and always provided that copyright symbol appears together as follows below.

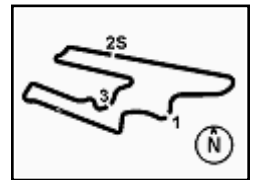
© DORNA WSBK ORGANIZATION Srl 2019

**PIRELLI PERUGIA TIMING**


Official Tyre Supplier



Official Timekeeper



## Motul Argentinean Round, 11-13 October 2019 Chronological Analysis Free Practice 2nd Session

San Juan Villicum Circuit 4.276 m

1 / 4

1° 19 A. BAUTISTA (1'43.614)							
Lap	Seg.1	Seg.2	Seg.3	Seg.4	Lap Time	km/h	Local Time
1		28.356	30.123	29.202	264,7	15:02'18.548	
2	23.749	27.204	27.489	28.740	1'47.182	292,7	15:04'05.730
3	23.199	26.801	27.447	28.253	1'45.700	287,2	15:05'51.430
4	23.277	26.582	28.807	28.113	1'46.779	295,9	15:07'38.209
5	23.180	26.642	27.485	28.020	1'45.327	285,0	15:09'23.536
6	23.097	26.513	27.168	27.891	1'44.669	294,3	15:11'08.205
7	22.886	27.283	27.595	28.087	1'45.851	295,9	15:12'54.056
8	23.332	26.659	27.915	41.662	1'59.568P	295,9	15:14'53.624
9	6'23.631	27.250	27.594	28.189	7'46.664P	292,7	15:22'40.288
10	23.207	26.513	27.368	27.999	1'45.087	295,9	15:24'25.375
11	23.297	26.542	27.295	27.938	1'45.072	289,5	15:26'10.447
12	23.059	26.442	27.419	28.265	1'45.185	295,9	15:27'55.632
13	22.991	26.474	27.846	27.888	1'45.199	<b>302,5</b>	15:29'40.831
14	23.047	26.761	27.175	40.006	1'56.989P	295,9	15:31'37.820
15	4'43.790	27.303	27.558	28.593	6'07.244P	288,0	15:37'45.064
16	23.227	26.423	27.031	28.302	1'44.983	297,5	15:39'30.047
17	22.882	26.577	26.804	27.739	1'44.002	301,7	15:41'14.049
18	<b>22.794</b>	26.425	27.018	27.906	1'44.143	298,3	15:42'58.192
19	22.956	26.500	27.161	28.207	1'44.824	297,5	15:44'43.016
20	23.293	<b>26.363</b>	27.232	27.960	1'44.848	291,9	15:46'27.864
21	23.099	26.518	27.125	27.842	1'44.584	297,5	15:48'12.448
22	23.165	26.540	26.697	<b>27.509</b>	1'43.911	299,2	15:49'56.359
23	22.870	26.422	<b>26.689</b>	27.633	<b>1'43.614</b>	300,8	15:51'39.973

4° 7 C. DAVIES (1'44.866)							
Lap	Seg.1	Seg.2	Seg.3	Seg.4	Lap Time	km/h	Local Time
1		28.752	28.591	30.966	242,2	15:02'55.478	
2	24.135	27.606	28.381	28.970	1'49.092	282,0	15:04'44.570
3	24.046	27.458	27.815	28.639	1'47.958	286,5	15:06'32.528
4	23.207	27.411	29.731	29.498	1'49.847	293,5	15:08'22.375
5	23.836	27.202	28.189	28.555	1'47.782	<b>303,4</b>	15:10'10.157
6	23.298	27.046	27.572	28.480	1'46.396	300,8	15:11'56.553
7	23.351	27.013	27.518	28.723	1'46.605	291,9	15:13'43.158
8	25.837	29.637	28.335	42.111	2'05.920P	285,0	15:15'49.078
9	13'44.016	29.626	28.893	28.815	15'11.350P	281,3	15:31'00.428
10	23.868	27.453	27.552	28.599	1'47.472	295,1	15:32'47.900
11	23.236	27.065	28.384	31.181	1'49.866	298,3	15:34'37.766
12	23.286	26.824	26.964	28.057	1'45.131	295,9	15:36'22.897
13	23.315	26.969	29.793	29.612	1'49.689	302,5	15:38'12.586
14	23.243	26.976	27.238	<b>28.030</b>	1'45.487	300,8	15:39'58.073
15	23.649	32.023	31.915	29.126	1'56.713	232,8	15:41'54.786
16	23.041	26.735	<b>26.933</b>	28.157	<b>1'44.866</b>	302,5	15:43'39.652
17	22.951	<b>26.732</b>	27.504	28.337	1'45.524C	<b>303,4</b>	15:45'25.176
18	<b>22.940</b>	26.774	27.044	28.386	1'45.144	302,5	15:47'10.320
19	26.177	33.780	37.077	45.613	2'22.647P	217,7	15:49'32.967

2° 1 J. REA (1'43.718)							
Lap	Seg.1	Seg.2	Seg.3	Seg.4	Lap Time	km/h	Local Time
1		27.357	29.973	29.327	252,9	15:02'18.767	
2	23.875	27.294	27.237	28.708	1'47.114	289,5	15:04'05.881
3	27.993	27.642	27.547	30.396	1'53.578	294,3	15:05'59.459
4	23.669	27.016	27.449	28.107	1'46.241	296,7	15:07'45.700
5	23.328	27.488	27.273	28.897	1'46.986	297,5	15:09'32.686
6	23.214	26.898	27.225	28.040	1'45.377	<b>300,8</b>	15:11'18.063
7	23.472	28.672	28.836	40.946	2'01.926P	288,8	15:13'19.989
8	3'37.899	27.571	28.254	28.531	5'02.255P	298,3	15:18'22.244
9	23.311	27.017	27.376	28.195	1'45.899	295,9	15:20'08.143
10	23.417	27.163	27.409	40.572	1'58.561P	300,0	15:22'06.704
11	6'13.421	27.131	27.435	28.000	7'35.987P	293,5	15:29'42.691
12	22.962	27.047	26.929	27.632	1'44.570	296,7	15:31'27.261
13	23.901	26.928	27.908	30.789	1'49.526	298,3	15:33'16.787
14	25.413	27.362	28.778	40.523	2'02.076P	295,9	15:35'18.863
15	6'33.231	27.279	27.784	27.950	7'56.244P	295,1	15:43'15.107
16	23.090	26.706	26.846	28.023	1'44.665	297,5	15:44'59.772
17	<b>22.769</b>	<b>26.624</b>	<b>26.694</b>	<b>27.631</b>	<b>1'43.718</b>	299,2	15:46'43.490
18	23.913	27.257	27.462	28.926	1'47.558	298,3	15:48'31.048
19	22.888	26.833	27.944	29.208	1'46.873	295,9	15:50'17.921

5° 66 T. SYKES (1'44.934)							
Lap	Seg.1	Seg.2	Seg.3	Seg.4	Lap Time	km/h	Local Time
1		30.243	29.962	30.805	215,1	15:02'42.743	
2	24.770	28.653	28.686	29.540	1'51.649	274,1	15:04'34.392
3	24.143	27.567	27.919	28.954	1'48.583	290,3	15:06'22.975
4	24.889	28.225	28.369	29.442	1'50.925	286,5	15:08'13.900
5	25.633	28.681	29.639	42.599	2'06.552P	286,5	15:10'20.452
6	5'12.539	28.552	28.904	29.200	6'39.195P	274,8	15:16'59.647
7	24.104	27.407	27.540	28.522	1'47.573	293,5	15:18'47.220
8	23.710	27.430	27.518	28.166	1'46.824	293,5	15:20'34.044
9	25.091	28.425	28.330	28.924	1'50.770	277,6	15:22'24.814
10	23.534	27.144	27.301	28.241	1'46.220	296,7	15:24'11.034
11	25.346	27.766	30.059	41.487	2'04.658P	274,8	15:26'15.692
12	11'15.458	28.443	28.410	28.552	12'40.863P	268,0	15:38'56.555
13	23.329	27.049	27.226	28.069	1'45.673	292,7	15:40'42.228
14	23.434	27.036	27.118	27.825	1'45.413	<b>297,5</b>	15:42'27.641
15	<b>23.174</b>	<b>26.897</b>	27.121	27.967	1'45.159	291,9	15:44'12.800
16	23.178	26.928	<b>27.029</b>	<b>27.799</b>	<b>1'44.934</b>	296,7	15:45'57.734
17	24.279	28.070	28.325	29.567	1'50.241	291,1	15:47'47.975
18	23.350	27.129	27.092	28.429	1'46.000	292,7	15:49'33.975
19	23.494	27.118	27.233	28.193	1'46.038	295,1	15:51'20.013

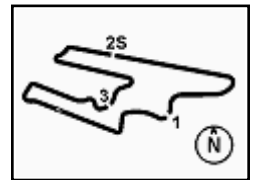
3° 21 M. RINALDI (1'44.843)							
Lap	Seg.1	Seg.2	Seg.3	Seg.4	Lap Time	km/h	Local Time
1		28.231	28.747	28.936	266,7	15:02'31.003	
2	23.907	27.660	28.665	29.277	1'49.509	285,7	15:04'20.512
3	24.145	27.825	28.593	29.049	1'49.612	283,5	15:06'10.124
4	24.200	28.178	28.695	29.459	1'50.532	276,2	15:08'00.656
5	24.059	27.517	27.858	28.582	1'48.016	291,1	15:09'48.672
6	23.917	27.433	27.680	28.844	1'47.874	295,9	15:11'36.546
7	23.582	27.318	27.705	28.461	1'47.066	296,7	15:13'23.612
8	23.508	27.344	27.892	40.338	1'59.082P	297,5	15:15'22.694
9	12'32.752	28.397	28.634	29.008	13'58.791P	278,4	15:29'21.485
10	28.416	27.810	28.645	29.003	1'53.874	283,5	15:31'15.359
11	23.626	27.499	27.846	28.949	1'47.920	285,7	15:33'03.279
12	23.518	27.313	27.414	28.620	1'46.865	298,3	15:34'50.144
13	23.229	27.100	27.515	28.381	1'46.225	<b>301,7</b>	15:36'36.369

6° 54 T. RAZGATLIOGLU (1'44.945)							
Lap	Seg.1	Seg.2	Seg.3	Seg.4	Lap Time	km/h	Local Time
1		28.807	31.260	33.069	275,5	15:02'22.705	
2	24.593	27.983	28.406	28.869	1'49.851	286,5	15:04'12.556
3	24.991	28.202	28.487	29.122	1'50.802	270,7	15:06'03.358
4	24.196	28.021	28.198	41.454	2'01.869P	285,0	15:08'05.227
5	10'54.681	28.367	29.546	28.895	12'21.489P	293,5	15:20'26.716
6	23.657	27.613	27.673	28.227	1'47.170	<b>296,7</b>	15:22'13.886
7	23.540	27.369	27.331	27.939	1'46.179	295,9	15:24'00.065
8	23.146	27.212	27.247	<b>27.719</b>	1'45.324	295,9	15:25'45.389
9	<b>23.039</b>	27.011	27.033	27.862	<b>1'44.945</b>	295,9	15:27'30.334
10	23.210	27.064	27.443	41.046	1'58.763P	294,3	15:29'29.097
11	16'01.911	28.049	27.589	28.186	17'25.735P	289,5	15:46'54.832

11/10/2019 P = Pits In/Out - C = Lap Time Cancelled

These data/results cannot be reproduced, stored and/or transmitted in whole or in part by any manner of electronic, mechanical, photocopying, recording, broadcasting or otherwise now known or herein after developed without the previous express consent by the copyright owner, except for reproduction in daily press and regular printed publications on sale to the public within 60 days of the event related to those data/results and always provided that copyright symbol appears together as follows below.

© DORNA WSBK ORGANIZATION Srl 2019



## Motul Argentinean Round, 11-13 October 2019

### Chronological Analysis Free Practice 2nd Session

San Juan Villicum Circuit 4.276 m

2 / 4

12	23.181	<b>27.009</b>	27.166	27.932	1'45.288	294,3	15:48'40.120	20	23.123	27.521	27.319	28.121	1'46.084	297,5	15:48'13.727
13	25.060	27.054	<b>26.904</b>	27.998	1'47.016	291,9	15:50'27.136	21	23.177	27.306	27.227	28.102	1'45.812	296,7	15:49'59.539
								22	<b>23.089</b>	<b>27.050</b>	27.185	<b>27.945</b>	<b>1'45.269</b>	297,5	15:51'44.808

7° 91 L. HASLAM (1'45.011)							
Lap	Seg.1	Seg.2	Seg.3	Seg.4	Lap Time	km/h	Local Time
1		29.897	31.679	1'54.372		275,5	15:03'43.533
2	18'58.777	28.356	30.305	30.618	20'28.056P	268,0	15:24'11.589
3	24.326	28.427	29.546	29.639	1'51.938	262,1	15:26'03.527
4	26.122	28.229	29.232	47.469	2'11.052P	278,4	15:28'14.579
5	4'26.395	28.168	28.643	28.997	5'52.203P	282,7	15:34'06.782
6	24.706	27.999	27.913	28.963	1'49.581	294,3	15:35'56.363
7	23.860	27.196	27.307	28.656	1'47.019	295,1	15:37'43.382
8	23.569	27.091	27.544	28.811	1'47.015	<b>300,0</b>	15:39'30.397
9	23.387	27.122	26.988	28.300	1'45.797	296,7	15:41'16.194
10	<b>23.183</b>	<b>26.764</b>	31.129	29.926	1'51.002	299,2	15:43'07.196
11	27.472	29.342	28.228	28.261	1'53.303	287,2	15:45'00.499
12	24.259	29.450	30.571	30.466	1'54.746	279,1	15:46'55.245
13	23.337	26.809	27.221	28.078	1'45.445	295,1	15:48'40.690
14	23.200	26.847	<b>26.887</b>	<b>28.077</b>	<b>1'45.011</b>	295,9	15:50'25.701

10° 60 M. VAN DER MARK (1'45.337)							
Lap	Seg.1	Seg.2	Seg.3	Seg.4	Lap Time	km/h	Local Time
1		28.877	34.495	30.396		267,3	15:02'20.756
2	24.187	28.377	28.168	28.776	1'49.508	281,3	15:04'10.264
3	24.110	27.341	27.755	28.423	1'47.629	272,0	15:05'57.893
4	27.065	28.124	27.595	28.273	1'51.057	294,3	15:07'48.950
5	23.631	27.571	27.624	28.835	1'47.661	297,5	15:09'36.611
6	23.762	27.218	27.669	28.464	1'47.113	295,1	15:11'23.724
7	23.611	27.327	28.349	28.469	1'47.756	290,3	15:13'11.480
8	23.943	27.593	27.490	28.338	1'47.364	<b>300,0</b>	15:14'58.844
9	23.705	27.464	27.468	28.363	1'47.000	299,2	15:16'45.844
10	25.254	27.164	27.470	42.083	2'01.971P	293,5	15:18'47.815
11	11'30.199	27.879	27.935	28.337	12'54.350P	286,5	15:31'42.165
12	23.843	27.362	27.407	28.058	1'46.670	295,9	15:33'28.835
13	23.710	27.401	27.622	28.335	1'47.068	295,1	15:35'15.903
14	25.600	27.533	27.523	28.235	1'48.891	295,9	15:37'04.794
15	23.381	27.357	27.662	28.166	1'46.566	295,9	15:38'51.360
16	25.527	27.805	27.691	41.168	2'02.191P	292,7	15:40'53.551
17	3'15.609	28.422	27.440	27.901	4'39.372P	289,5	15:45'32.923
18	23.436	27.134	27.198	28.110	1'45.878	296,7	15:47'18.801
19	<b>23.268</b>	27.187	27.251	28.104	1'45.810	297,5	15:49'04.611
20	23.433	<b>27.102</b>	<b>27.078</b>	<b>27.724</b>	<b>1'45.337</b>	296,7	15:50'49.948

8° 11 S. CORTESE (1'45.144)							
Lap	Seg.1	Seg.2	Seg.3	Seg.4	Lap Time	km/h	Local Time
1		28.674	31.282	30.247		260,2	15:02'20.104
2	24.658	28.068	29.288	29.917	1'51.931	271,4	15:04'12.035
3	24.553	29.183	32.822	30.397	1'56.955	262,1	15:06'08.990
4	24.498	28.838	28.708	29.815	1'51.859	273,4	15:08'00.849
5	26.780	29.295	31.924	45.614	2'13.613P	270,0	15:10'14.462
6	9'38.230	29.802	29.558	30.775	11'08.365P	272,0	15:21'22.827
7	24.955	28.710	28.729	29.403	1'51.797	285,7	15:23'14.624
8	24.458	28.563	28.244	29.129	1'50.394	283,5	15:25'05.018
9	24.379	28.369	28.133	28.872	1'49.753	278,4	15:26'54.771
10	26.130	28.966	29.971	44.319	2'09.386P	279,8	15:29'04.157
11	5'27.841	30.302	28.425	28.823	6'55.391P	279,1	15:35'59.548
12	24.591	27.784	27.438	29.412	1'49.225	291,1	15:37'48.773
13	23.898	27.880	27.553	28.695	1'48.026	292,7	15:39'36.799
14	23.778	27.601	27.418	28.309	1'47.106	284,2	15:41'23.905
15	23.488	27.350	27.017	28.322	1'46.177	<b>295,9</b>	15:43'10.082
16	23.471	27.380	27.348	28.007	1'46.206	282,0	15:44'56.288
17	<b>23.291</b>	<b>27.099</b>	<b>26.967</b>	<b>27.787</b>	<b>1'45.144</b>	287,2	15:46'41.432
18	23.582	27.515	31.656	29.883	1'52.636	281,3	15:48'34.068
19	24.343	29.506	28.959	29.291	1'52.099	274,8	15:50'26.167

11° 81 J. TORRES (1'45.624)							
Lap	Seg.1	Seg.2	Seg.3	Seg.4	Lap Time	km/h	Local Time
1		29.030	29.054	30.938		268,0	15:02'23.951
2	24.861	28.124	28.830	29.451	1'51.266	289,5	15:04'15.217
3	24.494	27.947	28.423	29.605	1'50.469	282,7	15:06'05.686
4	24.191	27.975	28.152	29.375	1'49.693	284,2	15:07'55.379
5	24.225	27.881	27.972	29.160	1'49.238	288,8	15:09'44.617
6	25.901	31.173	27.779	28.773	1'53.626	291,1	15:11'38.243
7	23.881	27.669	28.012	28.969	1'48.531	291,1	15:13'26.774
8	24.258	28.989	28.503	41.766	2'03.516P	286,5	15:15'30.290
9	9'09.246	28.772	28.824	29.327	10'36.169P	287,2	15:26'06.459
10	24.220	27.858	29.114	29.509	1'50.701	289,5	15:27'57.160
11	24.110	27.539	27.819	28.500	1'47.968	290,3	15:29'45.128
12	24.346	27.696	27.954	28.590	1'48.586	288,8	15:31'33.714
13	23.920	27.528	27.566	28.380	1'47.394	290,3	15:33'21.108
14	23.865	27.520	27.355	28.375	1'47.115	291,1	15:35'08.223
15	24.475	27.597	27.967	40.927	2'00.966P	289,5	15:37'09.189
16	3'07.811	28.175	28.735	28.986	4'33.707P	288,0	15:41'42.896
17	23.576	27.366	27.612	28.181	1'46.735	289,5	15:43'29.631
18	23.507	27.262	27.453	<b>27.922</b>	1'46.144	<b>291,9</b>	15:45'15.775
19	23.279	27.181	27.465	28.240	1'46.165	291,1	15:47'01.940
20	23.273	<b>27.097</b>	<b>27.218</b>	28.275	1'45.863	<b>291,9</b>	15:48'47.803
21	<b>23.237</b>	27.134	27.315	27.938	<b>1'45.624</b>	<b>291,9</b>	15:50'33.427

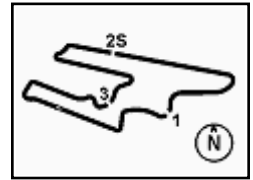
9° 22 A. LOWES (1'45.269)							
Lap	Seg.1	Seg.2	Seg.3	Seg.4	Lap Time	km/h	Local Time
1		27.992	28.285	29.349		290,3	15:02'27.097
2	23.736	27.591	27.678	28.734	1'47.739	287,2	15:04'14.836
3	24.318	27.415	28.580	29.209	1'49.522	282,7	15:06'04.358
4	24.942	28.026	27.657	28.553	1'49.178	290,3	15:07'53.536
5	23.568	27.304	27.346	28.333	1'46.551	296,7	15:09'40.087
6	23.359	27.145	27.517	28.514	1'46.535	299,2	15:11'26.622
7	23.179	27.071	27.267	28.200	1'45.717	297,5	15:13'12.339
8	23.497	28.119	27.655	28.442	1'47.713	291,1	15:15'00.052
9	23.603	27.263	27.527	28.125	1'46.518	290,3	15:16'46.570
10	23.401	27.278	27.502	28.207	1'46.388	<b>300,0</b>	15:18'32.958
11	26.312	29.548	27.860	42.246	2'05.966P	289,5	15:20'38.924
12	11'50.549	28.349	28.169	29.009	13'16.076P	291,9	15:33'55.000
13	23.395	27.777	27.665	28.634	1'47.471	295,1	15:35'42.471
14	23.556	27.448	27.408	28.369	1'46.781	293,5	15:37'29.252
15	23.831	27.447	27.476	28.461	1'47.215	295,1	15:39'16.467
16	23.583	27.297	27.410	28.409	1'46.699	291,1	15:41'03.166
17	23.363	27.272	27.839	28.315	1'46.789	284,2	15:42'49.955
18	24.671	29.491	28.085	29.507	1'51.754	294,3	15:44'41.709
19	23.411	27.248	<b>27.164</b>	28.111	1'45.934	297,5	15:46'27.643

12° 36 L. MERCADO (1'46.523)							
Lap	Seg.1	Seg.2	Seg.3	Seg.4	Lap Time	km/h	Local Time
1		29.962	29.706	29.751		267,3	15:02'14.491
2	24.798	28.350	28.960	29.034	1'51.142	<b>291,9</b>	15:04'05.633
3	29.659	28.276	28.835	29.263	1'56.033	282,0	15:06'01.666
4	31.589	31.267	28.768	29.295	2'00.919	255,3	15:08'02.585
5	24.649	28.080	28.876	29.602	1'51.207	284,2	15:09'53.792
6	24.789	28.142	28.743	29.007	1'50.681	286,5	15:11'44.473
7	24.115	27.946	28.381	28.705	1'49.147	285,0	15:13'33.620
8	24.654	28.216	28.335	40.655	2'01.860P	288,0	15:15'35.480
9	10'46.834	28.958	28.528	28.788	12'13.108P	285,7	15:27'48.588
10	23.977	27.670	27.786	28.573	1'48.006	286,5	15:29'36.594

11/10/2019 P = Pits In/Out - C = Lap Time Cancelled

These data/results cannot be reproduced, stored and/or transmitted in whole or in part by any manner of electronic, mechanical, photocopying, recording, broadcasting or otherwise now known or herein after developed without the previous express consent by the copyright owner, except for reproduction in daily press and regular printed publications on sale to the public within 60 days of the event related to those data/results and always provided that copyright symbol appears together as follows below.

© DORNA WSBK ORGANIZATION Srl 2019



## Motul Argentinean Round, 11-13 October 2019

### Chronological Analysis Free Practice 2nd Session

San Juan Villicum Circuit 4.276 m

3 / 4

11	23.702	27.732	27.927	28.514	1'47.875	287,2	15:31'24.469	12	13'53.974	28.474	28.922	29.023	15'20.393P	276,2	15:36'04.280
12	24.055	27.751	27.761	28.422	1'47.989	285,0	15:33'12.458	13	23.775	27.860	28.905	28.701	1'49.241	279,8	15:37'53.521
13	23.996	27.613	27.526	28.496	1'47.631	288,8	15:35'00.089	14	23.869	27.883	28.353	28.531	1'48.636	282,0	15:39'42.157
14	23.831	27.768	<b>27.458</b>	28.130	1'47.187	288,0	15:36'47.276	15	23.790	27.924	28.090	28.891	1'48.695	282,0	15:41'30.852
15	<b>23.579</b>	27.510	27.666	28.477	1'47.232	287,2	15:38'34.508	16	23.659	27.759	28.347	28.275	1'48.040	282,7	15:43'18.892
16	23.667	<b>27.331</b>	27.476	<b>28.049</b>	<b>1'46.523</b>	287,2	15:40'21.031	17	23.710	27.744	27.981	<b>28.249</b>	1'47.684	<b>284,2</b>	15:45'06.576
17	23.597	27.629	27.686	40.338	1'59.250P	283,5	15:42'20.281	18	26.466	27.861	28.009	28.437	1'50.773	279,8	15:46'57.349
18	4'47.725	30.612	42.973	55.067	6'56.377P	210,9	15:49'16.658	19	<b>23.351</b>	<b>27.614</b>	28.215	28.374	<b>1'47.554</b>	283,5	15:48'44.903
								20	23.730	27.756	<b>27.690</b>	28.475	1'47.651	282,0	15:50'32.554

#### 13° 76 L. BAZ (1'46.639)

Lap	Seg.1	Seg.2	Seg.3	Seg.4	Lap Time	km/h	Local Time
1		27.920	29.460	29.883		285,0	15:02'21.147
2	24.194	28.069	28.471	28.745	1'49.479	272,7	15:04'10.626
3	24.088	<b>27.422</b>	27.855	28.819	1'48.184	268,7	15:05'58.810
4	24.780	28.005	27.774	41.083	2'01.642P	285,7	15:08'00.452
5	13'57.474	28.895	28.677	28.997	15'24.043P	280,5	15:23'24.495
6	24.174	27.900	28.198	29.116	1'49.388	285,0	15:25'13.883
7	24.055	27.849	28.292	29.067	1'49.263	285,7	15:27'03.146
8	24.137	27.804	27.763	29.166	1'48.870	291,9	15:28'52.016
9	26.306	28.946	31.927	29.041	1'56.220	285,7	15:30'48.236
10	23.824	27.549	27.688	28.702	1'47.763	291,1	15:32'35.999
11	25.196	29.040	30.394	40.946	2'05.576P	268,0	15:34'41.575
12	4'54.659	28.286	27.714	28.629	6'19.288P	286,5	15:41'00.863
13	23.681	27.801	27.699	30.692	1'49.873	288,0	15:42'50.736
14	24.011	27.765	27.333	28.506	1'47.615	288,8	15:44'38.351
15	<b>23.544</b>	27.756	<b>27.262</b>	28.195	1'46.757	<b>292,7</b>	15:46'25.108
16	23.621	27.492	27.462	<b>28.064</b>	<b>1'46.639</b>	289,5	15:48'11.747
17	24.479	28.306	27.522	28.372	1'48.679	283,5	15:50'00.426

#### 16° 23 R. KIYONARI (1'47.613)

Lap	Seg.1	Seg.2	Seg.3	Seg.4	Lap Time	km/h	Local Time
1		29.437	29.342	32.662		267,3	15:02'25.112
2	24.892	28.484	28.522	29.249	1'51.147	270,0	15:04'16.259
3	23.953	28.161	28.755	33.211	1'54.080	266,0	15:06'10.339
4	26.007	29.089	29.281	29.619	1'53.996	240,0	15:08'04.335
5	23.756	28.337	28.141	29.345	1'49.579	283,5	15:09'53.914
6	26.609	28.950	29.665	45.256	2'10.480P	274,1	15:12'04.394
7	7'47.616	28.929	28.493	38.423	9'23.461P	275,5	15:21'27.855
8	26.683	28.637	28.316	29.068	1'52.704	283,5	15:23'20.559
9	<b>23.447</b>	27.831	28.121	29.234	1'48.633	291,1	15:25'09.192
10	25.733	27.956	32.774	48.830	2'15.293P	291,1	15:27'24.485
11	5'53.175	29.473	29.012	29.612	7'21.272P	278,4	15:34'45.757
12	23.764	27.921	28.171	30.071	1'49.927	285,7	15:36'35.684
13	26.417	28.510	29.195	29.379	1'53.501	261,5	15:38'29.185
14	23.768	28.127	28.428	29.988	1'50.311	285,7	15:40'19.496
15	28.192	30.582	30.896	29.555	1'59.225	267,3	15:42'18.721
16	24.170	27.957	28.330	29.082	1'49.539	290,3	15:44'08.260
17	23.711	27.863	28.021	28.831	1'48.426	290,3	15:45'56.686
18	24.357	30.219	29.739	29.677	1'53.992	289,5	15:47'50.678
19	23.679	27.731	<b>27.829</b>	28.768	1'48.007	292,7	15:49'38.685
20	23.499	<b>27.548</b>	27.874	<b>28.692</b>	<b>1'47.613</b>	<b>296,7</b>	15:51'26.298

#### 14° 33 M. MELANDRI (1'46.718)

Lap	Seg.1	Seg.2	Seg.3	Seg.4	Lap Time	km/h	Local Time
1		28.920	31.059	31.753		266,0	15:02'20.894
2	25.647	28.819	29.280	29.755	1'53.501	263,4	15:04'14.395
3	25.096	28.421	29.000	29.375	1'51.892	270,7	15:06'06.287
4	25.658	33.006	29.585	42.868	2'11.117P	250,6	15:08'17.404
5	7'35.559	29.099	29.549	30.107	9'04.314P	283,5	15:17'21.718
6	24.906	28.589	28.732	30.035	1'52.262	282,7	15:19'13.980
7	24.357	28.367	28.404	29.555	1'50.683	285,7	15:21'04.663
8	24.357	28.239	27.780	28.998	1'49.374	292,7	15:22'54.037
9	23.926	28.099	27.633	28.778	1'48.436	291,9	15:24'42.473
10	25.490	29.682	28.217	41.700	2'05.089P	288,8	15:26'47.562
11	7'11.200	29.826	28.547	29.405	8'38.978P	278,4	15:35'26.540
12	24.407	28.202	28.557	41.854	2'03.020P	287,2	15:37'29.560
13	3'45.368	28.805	28.902	29.224	5'12.299P	285,0	15:42'41.859
14	23.625	27.739	27.403	28.659	1'47.426	290,3	15:44'29.285
15	<b>23.452</b>	27.626	<b>27.194</b>	28.568	1'46.840	293,5	15:46'16.125
16	24.283	27.976	29.236	28.724	1'50.219	<b>295,1</b>	15:48'06.344
17	23.577	<b>27.438</b>	27.316	<b>28.387</b>	<b>1'46.718</b>	294,3	15:49'53.062
18	23.541	27.524	31.030	29.305	1'51.400	294,3	15:51'44.462

#### 17° 28 M. REITERBERGER (1'47.687)

Lap	Seg.1	Seg.2	Seg.3	Seg.4	Lap Time	km/h	Local Time
1		29.244	30.528	31.903		236,3	15:02'22.277
2	24.525	28.401	28.748	30.081	1'51.755	288,8	15:04'14.032
3	24.648	27.959	28.865	29.836	1'51.308	273,4	15:06'05.340
4	28.344	30.478	28.329	29.286	1'56.437	285,7	15:08'01.777
5	24.629	28.679	28.901	29.673	1'51.882	287,2	15:09'53.659
6	24.513	27.927	28.246	30.848	1'51.534	<b>294,3</b>	15:11'45.193
7	24.231	28.178	28.219	29.121	1'49.749	286,5	15:13'34.942
8	24.246	27.792	28.159	42.675	2'02.872P	290,3	15:15'37.814
9	8'05.266	31.237	31.313	30.634	9'38.450P	285,0	15:25'16.264
10	24.868	28.327	29.101	29.535	1'51.831	<b>294,3</b>	15:27'08.095
11	23.978	27.663	28.029	28.924	1'48.594	293,5	15:28'56.689
12	23.789	27.919	28.305	28.894	1'48.907	287,2	15:30'45.596
13	24.925	31.520	28.323	29.244	1'54.012	285,0	15:32'39.608
14	24.186	27.808	30.636	41.640	2'04.270P	288,8	15:34'43.878
15	6'03.051	29.192	28.900	29.025	7'30.168P	283,5	15:42'14.046
16	23.737	27.513	27.870	28.567	<b>1'47.687</b>	<b>294,3</b>	15:44'01.733
17	<b>23.546</b>	30.267	28.578	<b>28.477</b>	1'50.868	282,7	15:45'52.601
18	23.660	<b>27.388</b>	<b>27.868</b>	48.593	2'07.509	<b>294,3</b>	15:48'00.110
19	24.402	28.443	28.046	28.757	1'49.648	288,8	15:49'49.758
20	25.082	29.622	29.077	28.697	1'52.478	270,0	15:51'42.236

#### 15° 52 A. DELBIANCO (1'47.554)

Lap	Seg.1	Seg.2	Seg.3	Seg.4	Lap Time	km/h	Local Time
1		29.590	28.839	29.168		247,7	15:02'13.277
2	24.438	28.268	28.223	29.196	1'50.125	266,7	15:04'03.402
3	24.674	28.019	28.367	28.712	1'49.772	273,4	15:05'53.174
4	24.076	27.812	29.132	28.754	1'49.774	279,8	15:07'42.948
5	24.095	27.981	28.474	29.508	1'50.558	278,4	15:09'33.006
6	24.131	27.957	28.403	28.913	1'49.404	274,8	15:11'22.410
7	23.750	27.934	28.572	28.627	1'48.883	278,4	15:13'11.293
8	23.780	27.972	28.140	28.726	1'48.618	276,9	15:14'59.911
9	23.924	27.828	28.052	28.454	1'48.258	276,2	15:16'48.169
10	24.018	27.881	28.128	28.461	1'48.488	282,7	15:18'36.657
11	27.595	28.881	29.105	41.649	2'07.230P	282,0	15:20'43.887

#### 18° 2 L. CAMIER (1'47.988)

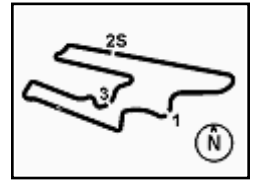
Lap	Seg.1	Seg.2	Seg.3	Seg.4	Lap Time	km/h	Local Time
1		29.163	29.415	29.867		255,9	15:02'31.046
2	24.468	28.139	28.370	29.532	1'50.509	282,0	15:04'21.555
3	24.297	28.396	28.226	42.137	2'03.056P	291,1	15:06'24.611
4	4'12.293	28.880	28.470	30.101	5'39.744P	279,8	15:12'04.355
5	25.972	29.372	28.328	41.912	2'05.584P	290,3	15:14'09.939

11/10/2019 P = Pits In/Out - C = Lap Time Cancelled

These data/results cannot be reproduced, stored and/or transmitted in whole or in part by any manner of electronic, mechanical, photocopying, recording, broadcasting or otherwise now known or herein after developed without the previous express consent by the copyright owner, except for reproduction in daily press and regular printed publications on sale to the public within 60 days of the event related to those data/results and always provided that copyright symbol appears together as follows below.

© DORNA WSBK ORGANIZATION Srl 2019





## Motul Argentinean Round, 11-13 October 2019 Chronological Analysis Free Practice 2nd Session

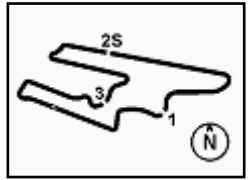
6	8'41.271	29.253	29.426	30.065	10'10.015P	282,7	15:24'19.954
7	24.868	28.664	28.322	29.511	1'51.365	288,8	15:26'11.319
8	24.349	28.487	28.064	44.359	2'05.259P	290,3	15:28'16.578
9	3'58.868	28.833	28.716	29.616	5'26.033P	282,0	15:33'42.611
10	25.762	28.260	27.938	29.166	1'51.126	286,5	15:35'33.737
11	24.105	27.881	27.803	29.024	1'48.813	291,1	15:37'22.550
12	24.263	27.778	<b>27.503</b>	<b>28.799</b>	1'48.343	294,3	15:39'10.893
13	26.492	29.019	29.955	29.710	1'55.176	287,2	15:41'06.069
14	24.143	27.842	27.632	28.966	1'48.583	291,9	15:42'54.652
15	24.043	27.785	30.665	29.097	1'51.590	296,7	15:44'46.242
16	<b>23.928</b>	<b>27.476</b>	27.720	28.864	<b>1'47.988</b>	<b>300,0</b>	15:46'34.230
17	26.059	28.337	29.841	33.798	1'58.035	285,7	15:48'32.265
18	27.241	29.073	31.659	42.104	2'10.077P	279,1	15:50'42.342

19°		50 E. LAVERTY (1'50.603)						
Lap	Seg.1	Seg.2	Seg.3	Seg.4	Lap Time	km/h	Local Time	
1		30.470	29.763	30.388		252,9	15:02'16.160	
2	25.692	30.537	28.737	30.343	1'55.309	276,9	15:04'11.469	
3	24.978	29.096	29.509	31.200	1'54.783C	289,5	15:06'06.252	
4	25.554	28.907	29.682	30.184	1'54.327	276,9	15:08'00.579	
5	25.352	28.555	29.280	43.161	2'06.348P	288,0	15:10'06.927	
6	12'06.497	29.933	39.011	44.347	13'59.788P	279,8	15:24'06.715	
7	7'41.100	32.348	30.340	32.042	9'15.830P	270,0	15:33'22.545	
8	25.894	30.467	29.864	30.397	1'56.622	278,4	15:35'19.167	
9	25.465	29.068	30.346	30.470	1'55.349	285,0	15:37'14.516	
10	25.215	28.625	29.085	29.813	1'52.738	295,1	15:39'07.254	
11	25.053	28.378	29.007	29.537	1'51.975	<b>297,5</b>	15:40'59.229	
12	24.860	29.313	28.958	29.332	1'52.463	292,7	15:42'51.692	
13	24.504	28.099	28.867	29.931	1'51.401	291,9	15:44'43.093	
14	24.631	<b>28.045</b>	<b>28.680</b>	29.413	1'50.769	295,9	15:46'33.862	
15	24.715	28.111	31.249	29.303	1'53.378	290,3	15:48'27.240	
16	<b>24.477</b>	28.211	28.714	<b>29.201</b>	<b>1'50.603</b>	294,3	15:50'17.843	

11/10/2019 P = Pits In/Out - C = Lap Time Cancelled

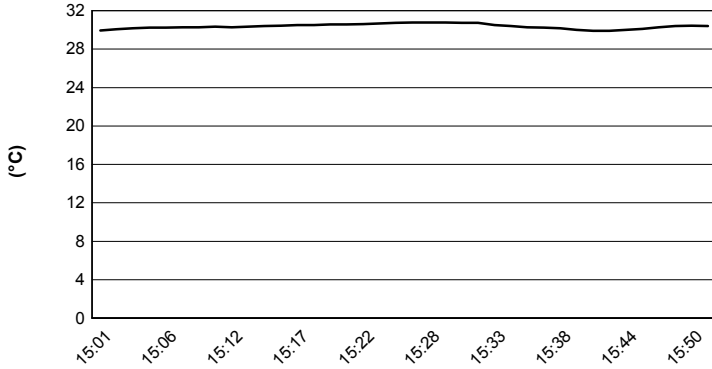
These data/results cannot be reproduced, stored and/or transmitted in whole or in part by any manner of electronic, mechanical, photocopying, recording, broadcasting or otherwise now known or herein after developed without the previous express consent by the copyright owner, except for reproduction in daily press and regular printed publications on sale to the public within 60 days of the event related to those data/results and always provided that copyright symbol appears together as follows below.

© DORNA WSBK ORGANIZATION Srl 2019

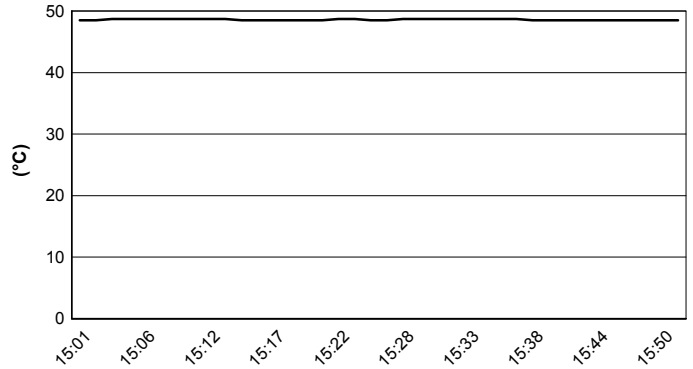


**Motul Argentinean Round, 11-13 October 2019**  
**Weather Report Free Practice 2nd Session**  
 Session started 15:00 - Session ended 15:52

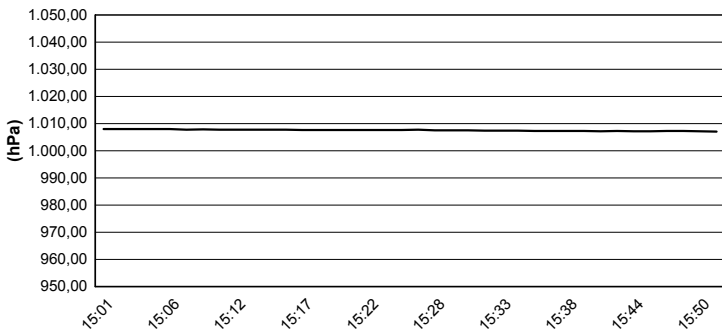
**Air Temperature**



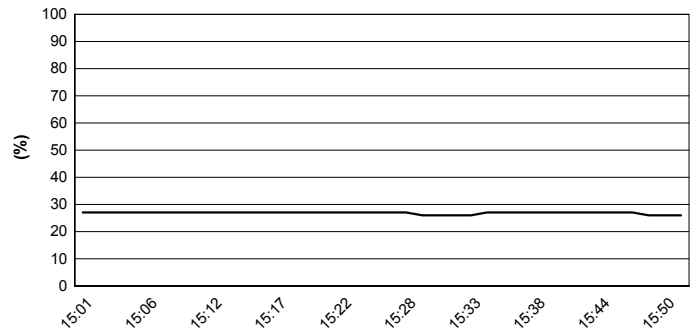
**Track Temperature**



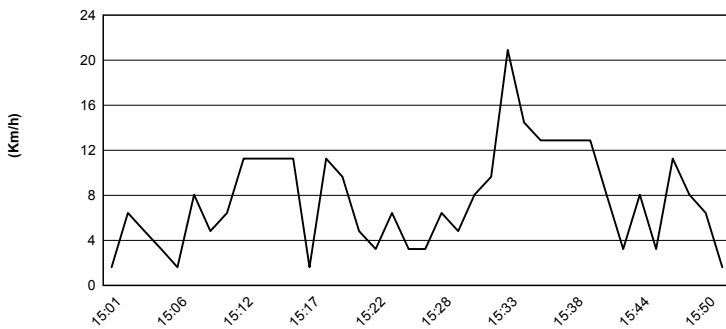
**Air Pressure**



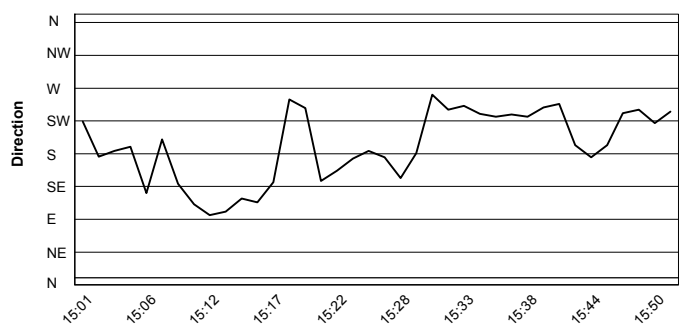
**Humidity**



**Wind Speed**



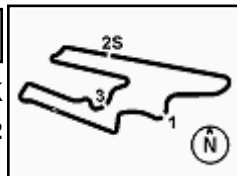
**Wind Direction**



11/10/2019

These data/results cannot be reproduced, stored and/or transmitted in whole or in part by any manner of electronic, mechanical, photocopying, recording, broadcasting or otherwise now known or herein after developed without the previous express consent by the copyright owner, except for reproduction in daily press and regular printed publications on sale to the public within 60 days of the event related to those data/results and always provided that copyright symbol appears together as follows below.

© DORNA WSBK ORGANIZATION Srl 2019



## Motul Argentinean Round, 11-13 October 2019

### Best Laps & Speeds

San Juan Villicum Circuit 4.276 m

No.	Rider Bike	Nat	Best Lap		FP1		FP2							
			LL	SPD	LL	SPD	LL	SPD						
1	<b>19 A. BAUTISTA</b> Ducati Panigale V4 R	ESP	<b>1'43.614</b>	42 302,5	1'45.191	20 296,7	<b>1'43.614</b>	22 <b>302,5</b>						
2	<b>1 J. REA</b> Kawasaki ZX-10RR	GBR	<b>1'43.718</b>	24 300,8	1'46.056	6 294,2	<b>1'43.718</b>	18 <b>300,8</b>						
3	<b>21 M. RINALDI</b> Ducati Panigale V4 R	ITA	<b>1'44.843</b>	35 301,6	1'46.250	18 300,8	<b>1'44.843</b>	17 <b>301,6</b>						
4	<b>7 C. DAVIES</b> Ducati Panigale V4 R	GBR	<b>1'44.866</b>	24 303,3	1'48.012	6 297,5	<b>1'44.866</b>	18 <b>303,3</b>						
5	<b>66 T. SYKES</b> BMW S1000 RR	GBR	<b>1'44.934</b>	28 297,5	1'48.966	10 294,2	<b>1'44.934</b>	18 <b>297,5</b>						
6	<b>54 T. RAZGATLIOGLU</b> Kawasaki ZX-10RR	TUR	<b>1'44.945</b>	30 297,5	1'46.904	18 <b>297,5</b>	<b>1'44.945</b>	12 296,7						
7	<b>91 L. HASLAM</b> Kawasaki ZX-10RR	GBR	<b>1'45.011</b>	31 300,0	1'47.833	18 294,2	<b>1'45.011</b>	13 <b>300,0</b>						
8	<b>11 S. CORTESE</b> Yamaha YZF R1	GER	<b>1'45.144</b>	36 295,8	1'47.721	18 293,4	<b>1'45.144</b>	18 <b>295,8</b>						
9	<b>22 A. LOWES</b> Yamaha YZF R1	GBR	<b>1'45.269</b>	31 300,0	1'47.031	10 298,3	<b>1'45.269</b>	21 <b>300,0</b>						
10	<b>60 M. VAN DER MARK</b> Yamaha YZF R1	NED	<b>1'45.337</b>	26 300,0	1'47.335	7 297,5	<b>1'45.337</b>	19 <b>300,0</b>						
11	<b>81 J. TORRES</b> Kawasaki ZX-10RR	ESP	<b>1'45.624</b>	41 294,2	1'46.937	21 <b>294,2</b>	<b>1'45.624</b>	20 291,8						
12	<b>36 L. MERCADO</b> Kawasaki ZX-10RR	ARG	<b>1'46.523</b>	26 291,8	1'49.492	9 283,4	<b>1'46.523</b>	17 <b>291,8</b>						
13	<b>76 L. BAZ</b> Yamaha YZF R1	FRA	<b>1'46.639</b>	31 294,2	1'47.569	15 <b>294,2</b>	<b>1'46.639</b>	16 292,6						
14	<b>33 M. MELANDRI</b> Yamaha YZF R1	ITA	<b>1'46.718</b>	35 295,0	1'47.746	18 <b>295,0</b>	<b>1'46.718</b>	17 <b>295,0</b>						
15	<b>52 A. DELBIANCO</b> Honda CBR1000RR	ITA	<b>1'47.554</b>	37 284,2	1'49.676	18 279,7	<b>1'47.554</b>	19 <b>284,2</b>						
16	<b>23 R. KIYONARI</b> Honda CBR1000RR	JPN	<b>1'47.613</b>	36 296,7	1'47.914	17 293,4	<b>1'47.613</b>	19 <b>296,7</b>						
17	<b>28 M. REITERBERGER</b> BMW S1000 RR	GER	<b>1'47.687</b>	38 294,2	1'49.568	19 <b>294,2</b>	<b>1'47.687</b>	19 <b>294,2</b>						
18	<b>2 L. CAMIER</b> Honda CBR1000RR	GBR	<b>1'47.988</b>	23 300,0	1'49.842	6 286,4	<b>1'47.988</b>	17 <b>300,0</b>						
19	<b>50 E. LAVERTY</b> Ducati Panigale V4 R	IRL	<b>1'50.603</b>	21 297,5	1'51.622	6 291,8	<b>1'50.603</b>	15 <b>297,5</b>						

11/10/2019

These data/results cannot be reproduced, stored and/or transmitted in whole or in part by any manner of electronic, mechanical, photocopying, recording, broadcasting or otherwise now known or herein after developed without the previous express consent by the copyright owner, except for reproduction in daily press and regular printed publications on sale to the public within 60 days of the event related to those data/results and always provided that copyright symbol appears together as follows below.

© DORNA WSBK ORGANIZATION Srl 2019

FIGR PERUGIA TIMING



Official Tyre Supplier



Official Timekeeper