

Motul Argentinean Round, 11-13 October 2019

Free Practices Combined Results

San Juan Villicum Circuit 4.276 m

No.	Rider	Nat	Team	Bike	Class	FP1	FP2	FP3	Time	Gap	Rel.	Avg	LL
1	54 T. RAZGATLIOGLU	TUR	Turkish Puccetti Racing	Kawasaki ZX-10RR	IND	1'46.904	1'44.945	1'39.651	1'39.651			154,475	44
2	19 A. BAUTISTA	ESP	ARUBA.IT Racing - Ducati	Ducati Panigale V4 R		1'45.191	1'43.614	1'39.919	1'39.919	0.268	0.268	154,061	55
3	1 J. REA	GBR	Kawasaki Racing Team WorldSBK	Kawasaki ZX-10RR		1'46.056	1'43.718	1'39.965	1'39.965	0.314	0.046	153,990	38
4	60 M. VAN DER MARK	NED	Pata Yamaha WorldSBK Team	Yamaha YZF R1		1'47.335	1'45.337	1'40.061	1'40.061	0.410	0.096	153,842	42
5	22 A. LOWES	GBR	Pata Yamaha WorldSBK Team	Yamaha YZF R1		1'47.031	1'45.269	1'40.131	1'40.131	0.480	0.070	153,735	45
6	7 C. DAVIES	GBR	ARUBA.IT Racing - Ducati	Ducati Panigale V4 R		1'48.012	1'44.866	1'40.203	1'40.203	0.552	0.072	153,624	37
7	76 L. BAZ	FRA	Ten Kate Racing - Yamaha	Yamaha YZF R1	IND	1'47.569	1'46.639	1'40.211	1'40.211	0.560	0.008	153,612	48
8	11 S. CORTESE	GER	GRT Yamaha WorldSBK	Yamaha YZF R1	IND	1'47.721	1'45.144	1'40.263	1'40.263	0.612	0.052	153,532	51
9	21 M. RINALDI	ITA	BARNI Racing Team	Ducati Panigale V4 R	IND	1'46.250	1'44.843	1'40.787	1'40.787	1.136	0.524	152,734	49
10	91 L. HASLAM	GBR	Kawasaki Racing Team WorldSBK	Kawasaki ZX-10RR		1'47.833	1'45.011	1'40.925	1'40.925	1.274	0.138	152,525	46
11	33 M. MELANDRI	ITA	GRT Yamaha WorldSBK	Yamaha YZF R1	IND	1'47.746	1'46.718	1'41.145	1'41.145	1.494	0.220	152,193	48
12	50 E. LAVERTY	IRL	Team Gooleven	Ducati Panigale V4 R	IND	1'51.622	1'50.603	1'41.266	1'41.266	1.615	0.121	152,012	34
13	2 L. CAMIER	GBR	Moriwaki Althea Honda Team	Honda CBR1000RR		1'49.842	1'47.988	1'41.373	1'41.373	1.722	0.107	151,851	36
14	81 J. TORRES	ESP	Team Pedercini Racing	Kawasaki ZX-10RR	IND	1'46.937	1'45.624	1'41.417	1'41.417	1.766	0.044	151,785	57
15	52 A. DELBIANCO	ITA	Althea Mie Racing Team	Honda CBR1000RR	IND	1'49.676	1'47.554	1'41.838	1'41.838	2.187	0.421	151,158	52
16	66 T. SYKES	GBR	BMW Motorrad WorldSBK Team	BMW S1000 RR		1'48.966	1'44.934	1'42.368	1'42.368	2.717	0.530	150,375	32
17	28 M. REITERBERGER	GER	BMW Motorrad WorldSBK Team	BMW S1000 RR		1'49.568	1'47.687	1'42.417	1'42.417	2.766	0.049	150,303	51
18	23 R. KIYONARI	JPN	Moriwaki Althea Honda Team	Honda CBR1000RR		1'47.914	1'47.613	1'42.435	1'42.435	2.784	0.018	150,277	51
19	36 L. MERCADO	ARG	Orelac Racing VerdNatura	Kawasaki ZX-10RR	IND	1'49.492	1'46.523		1'46.523	6.872	4.088	144,510	27

12/10/2019

These data/results cannot be reproduced, stored and/or transmitted in whole or in part by any manner of electronic, mechanical, photocopying, recording, broadcasting or otherwise now known or herein after developed without the previous express consent by the copyright owner, except for reproduction in daily press and regular printed publications on sale to the public within 60 days of the event related to those data/results and always provided that copyright symbol appears together as follows below.

© DORNA WSBK ORGANIZATION Srl 2019

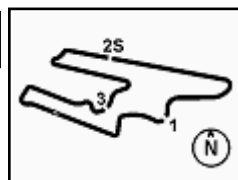
PIRELLI PERUGIA TIMING



Official Tyre Supplier



Official Timekeeper



Motul Argentinean Round, 11-13 October 2019

Results Free Practice 3rd Session

San Juan Villicum Circuit 4.276 m

1 / 2

No.	Rider	Nat	Team	Bike	Class	Time	Gap	Rel.	Laps	Speed	
										Avg	Max
1	54 T. RAZGATLIOGLU	TUR	Turkish Puccetti Racing	Kawasaki ZX-10RR	IND	1'39.651			14	154,475	299,2
2	19 A. BAUTISTA	ESP	ARUBA.IT Racing - Ducati	Ducati Panigale V4 R		1'39.919	0.268	0.268	13	154,061	306,8
3	1 J. REA	GBR	Kawasaki Racing Team WorldSBK	Kawasaki ZX-10RR		1'39.965	0.314	0.046	14	153,990	306,8
4	60 M. VAN DER MARK	NED	Pata Yamaha WorldSBK Team	Yamaha YZF R1		1'40.061	0.410	0.096	16	153,842	305,1
5	22 A. LOWES	GBR	Pata Yamaha WorldSBK Team	Yamaha YZF R1		1'40.131	0.480	0.070	14	153,735	303,4
6	7 C. DAVIES	GBR	ARUBA.IT Racing - Ducati	Ducati Panigale V4 R		1'40.203	0.552	0.072	13	153,624	310,3
7	76 L. BAZ	FRA	Ten Kate Racing - Yamaha	Yamaha YZF R1	IND	1'40.211	0.560	0.008	17	153,612	297,5
8	11 S. CORTESE	GER	GRT Yamaha WorldSBK	Yamaha YZF R1	IND	1'40.263	0.612	0.052	15	153,532	298,3
9	21 M. RINALDI	ITA	BARNI Racing Team	Ducati Panigale V4 R	IND	1'40.787	1.136	0.524	14	152,734	305,1
10	91 L. HASLAM	GBR	Kawasaki Racing Team WorldSBK	Kawasaki ZX-10RR		1'40.925	1.274	0.138	15	152,525	303,4
11	33 M. MELANDRI	ITA	GRT Yamaha WorldSBK	Yamaha YZF R1	IND	1'41.145	1.494	0.220	13	152,193	301,7
12	50 E. LAVERTY	IRL	Team Gooleven	Ducati Panigale V4 R	IND	1'41.266	1.615	0.121	13	152,012	304,2
13	2 L. CAMIER	GBR	Moriwaki Althea Honda Team	Honda CBR1000RR		1'41.373	1.722	0.107	13	151,851	299,2
14	81 J. TORRES	ESP	Team Pedercini Racing	Kawasaki ZX-10RR	IND	1'41.417	1.766	0.044	16	151,785	298,3
15	52 A. DELBIANCO	ITA	Althea Mie Racing Team	Honda CBR1000RR	IND	1'41.838	2.187	0.421	15	151,158	291,9
16	66 T. SYKES	GBR	BMW Motorrad WorldSBK Team	BMW S1000 RR		1'42.368	2.717	0.530	4	150,375	304,2
17	28 M. REITERBERGER	GER	BMW Motorrad WorldSBK Team	BMW S1000 RR		1'42.417	2.766	0.049	13	150,303	299,2
18	23 R. KIYONARI	JPN	Moriwaki Althea Honda Team	Honda CBR1000RR		1'42.435	2.784	0.018	15	150,277	300,0
----- Out 107% in this Session -----											
19	36 L. MERCADO	ARG	Orelac Racing VerdNatura	Kawasaki ZX-10RR	IND				1		259,0

Qualifying Lap Time (107% of 1'39.651): 1'46.628

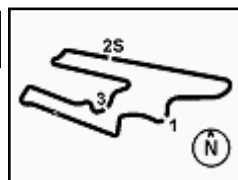
AIR	Humidity:	35%	Temp:	25°C
TRACK	Condition:	Dry	Temp:	36°C

Records	Pole	(SP2)	2018	M.Melandri	1'39.012	155,470	Km/h
	Race	(RC1)	2018	J.Rea	1'39.175	155,220	Km/h
	All Times	(SP2)	2018	M.Melandri	1'39.012	155,470	Km/h

Start 12/10/2019 10:30 End 11:07 The results are provisional until the end of the time limit for protests and appeals and the completion of the technical checks.

These data/results cannot be reproduced, stored and/or transmitted in whole or in part by any manner of electronic, mechanical, photocopying, recording, broadcasting or otherwise now known or herein after developed without the previous express consent by the copyright owner, except for reproduction in daily press and regular printed publications on sale to the public within 60 days of the event related to those data/results and always provided that copyright symbol appears together as follows below.

© DORNA WSBK ORGANIZATION Srl 2019



Motul Argentinean Round, 11-13 October 2019

Results Free Practice 3rd Session

San Juan Villicum Circuit 4.276 m

2 / 2

Session Highlights

Local Time	No. Rider	Description
10.30.00		Start
10.32.51		WorldSBK Pit Intervention Time: 1min 28secs
10.36.19	76 L. BAZ	Lap Cancelled (1'42.292) - Exceeded Track Limits - Turn 17
10.36.51	33 M. MELANDRI	On the Gravel - Re-Joined - Turn 7
10.37.24	2 L. CAMIER	Lap Cancelled (1'44.188) - Exceeded Track Limits - Turn 17
10.39.06	66 T. SYKES	Lap Cancelled (1'42.937) - Exceeded Track Limits - Turn 17
10.41.11	52 A. DELBIANCO	On Asphalt - Re-Joined - Turn 1
10.46.23	66 T. SYKES	Technical Problem - Turn 9
10.50.25	52 A. DELBIANCO	On the Gravel - Re-Joined - Turn 4
11.04.17	33 M. MELANDRI	Lap Cancelled (1'40.757) - Exceeded Track Limits - Turn 17
11.07.09		End Of Session

Fastest Laps Sequence

No.	Rider	Nat	Team	Bike	Local Time	Time	Gap	Avg
60	M. VAN DER MARK	NED	Pata Yamaha WorldSBK Team	Yamaha YZF R1	10:33'52.869	1'43.096		149,313
19	A. BAUTISTA	ESP	ARUBA.IT Racing - Ducati	Ducati Panigale V4 R	10:33'58.377	1'42.461	-0.635	150,239
1	J. REA	GBR	Kawasaki Racing Team WorldSBK	Kawasaki ZX-10RR	10:33'58.517	1'42.356	-0.105	150,393
76	L. BAZ	FRA	Ten Kate Racing - Yamaha	Yamaha YZF R1	10:35'33.030	1'41.516	-0.840	151,637
19	A. BAUTISTA	ESP	ARUBA.IT Racing - Ducati	Ducati Panigale V4 R	10:35'39.592	1'41.215	-0.301	152,088
76	L. BAZ	FRA	Ten Kate Racing - Yamaha	Yamaha YZF R1	10:37'14.213	1'41.183	-0.032	152,136
19	A. BAUTISTA	ESP	ARUBA.IT Racing - Ducati	Ducati Panigale V4 R	10:37'19.918	1'40.326	-0.857	153,436
19	A. BAUTISTA	ESP	ARUBA.IT Racing - Ducati	Ducati Panigale V4 R	10:39'00.158	1'40.240	-0.086	153,567
1	J. REA	GBR	Kawasaki Racing Team WorldSBK	Kawasaki ZX-10RR	10:39'03.123	1'39.965	-0.275	153,990
19	A. BAUTISTA	ESP	ARUBA.IT Racing - Ducati	Ducati Panigale V4 R	10:42'20.201	1'39.919	-0.046	154,061
54	T. RAZGATLIOGLU	TUR	Turkish Puccetti Racing	Kawasaki ZX-10RR	11:01'17.776	1'39.651	-0.268	154,475

Start 12/10/2019 10:30 End 11:07 The results are provisional until the end of the time limit for protests and appeals and the completion of the technical checks.

These data/results cannot be reproduced, stored and/or transmitted in whole or in part by any manner of electronic, mechanical, photocopying, recording, broadcasting or otherwise now known or herein after developed without the previous express consent by the copyright owner, except for reproduction in daily press and regular printed publications on sale to the public within 60 days of the event related to those data/results and always provided that copyright symbol appears together as follows below.

© DORNA WSBK ORGANIZATION Srl 2019

Motul Argentinean Round, 11-13 October 2019

Best Sectors & Speed Free Practice 3rd Session

San Juan Villicum Circuit 4.276 m

BEST LAP			
1	54 T. RAZGATLIOGLU	Kawasaki ZX-10RR	1'39.651
2	19 A. BAUTISTA	Ducati Panigale V4 R	1'39.919
3	1 J. REA	Kawasaki ZX-10RR	1'39.965
4	60 M. VAN DER MARK	Yamaha YZF R1	1'40.061
5	22 A. LOWES	Yamaha YZF R1	1'40.131
6	7 C. DAVIES	Ducati Panigale V4 R	1'40.203
7	76 L. BAZ	Yamaha YZF R1	1'40.211
8	11 S. CORTESE	Yamaha YZF R1	1'40.263
9	21 M. RINALDI	Ducati Panigale V4 R	1'40.787
10	91 L. HASLAM	Kawasaki ZX-10RR	1'40.925
11	33 M. MELANDRI	Yamaha YZF R1	1'41.145
12	50 E. LAVERTY	Ducati Panigale V4 R	1'41.266
13	2 L. CAMIER	Honda CBR1000RR	1'41.373
14	81 J. TORRES	Kawasaki ZX-10RR	1'41.417
15	52 A. DELBIANCO	Honda CBR1000RR	1'41.838
16	66 T. SYKES	BMW S1000 RR	1'42.368
17	28 M. REITERBERGER	BMW S1000 RR	1'42.417
18	23 R. KIYONARI	Honda CBR1000RR	1'42.435
19	36 L. MERCADO	Kawasaki ZX-10RR	

SPEED			
1	7 C. DAVIES	Ducati Panigale V4 R	310,3
2	1 J. REA	Kawasaki ZX-10RR	306,8
3	19 A. BAUTISTA	Ducati Panigale V4 R	306,8
4	21 M. RINALDI	Ducati Panigale V4 R	305,1
5	60 M. VAN DER MARK	Yamaha YZF R1	305,1
6	66 T. SYKES	BMW S1000 RR	304,2
7	50 E. LAVERTY	Ducati Panigale V4 R	304,2
8	91 L. HASLAM	Kawasaki ZX-10RR	303,4
9	22 A. LOWES	Yamaha YZF R1	303,4
10	33 M. MELANDRI	Yamaha YZF R1	301,7
11	23 R. KIYONARI	Honda CBR1000RR	300,0
12	28 M. REITERBERGER	BMW S1000 RR	299,2
13	54 T. RAZGATLIOGLU	Kawasaki ZX-10RR	299,2
14	2 L. CAMIER	Honda CBR1000RR	299,2
15	81 J. TORRES	Kawasaki ZX-10RR	298,3
16	11 S. CORTESE	Yamaha YZF R1	298,3
17	76 L. BAZ	Yamaha YZF R1	297,5
18	52 A. DELBIANCO	Honda CBR1000RR	291,9
19	36 L. MERCADO	Kawasaki ZX-10RR	259,0

SEG. 1		
1	54 T. RAZGATLIOGLU	21.632
2	19 A. BAUTISTA	21.720
3	7 C. DAVIES	21.770
4	76 L. BAZ	21.795
5	1 J. REA	21.797
6	60 M. VAN DER MARK	21.816
7	11 S. CORTESE	21.868
8	22 A. LOWES	21.915
9	21 M. RINALDI	21.936
10	81 J. TORRES	22.034
11	91 L. HASLAM	22.053
12	33 M. MELANDRI	22.058
13	2 L. CAMIER	22.111
14	28 M. REITERBERGER	22.144
15	50 E. LAVERTY	22.236
16	23 R. KIYONARI	22.290
17	52 A. DELBIANCO	22.340
18	66 T. SYKES	22.464

SEG. 2		
1	19 A. BAUTISTA	25.495
2	1 J. REA	25.613
3	7 C. DAVIES	25.618
4	60 M. VAN DER MARK	25.697
5	54 T. RAZGATLIOGLU	25.797
6	22 A. LOWES	25.812
7	91 L. HASLAM	25.816
8	33 M. MELANDRI	25.906
9	21 M. RINALDI	25.911
10	76 L. BAZ	25.969
11	50 E. LAVERTY	26.000
12	11 S. CORTESE	26.014
13	81 J. TORRES	26.045
14	52 A. DELBIANCO	26.155
15	28 M. REITERBERGER	26.177
16	2 L. CAMIER	26.204
17	23 R. KIYONARI	26.226
18	66 T. SYKES	26.275
19	36 L. MERCADO	29.666

SEG. 3		
1	11 S. CORTESE	25.733
2	1 J. REA	25.764
3	54 T. RAZGATLIOGLU	25.770
4	22 A. LOWES	25.822
5	60 M. VAN DER MARK	25.890
6	33 M. MELANDRI	25.893
7	7 C. DAVIES	25.893
8	19 A. BAUTISTA	25.922
9	91 L. HASLAM	25.945
10	76 L. BAZ	25.997
11	21 M. RINALDI	26.004
12	81 J. TORRES	26.146
13	2 L. CAMIER	26.160
14	50 E. LAVERTY	26.234
15	52 A. DELBIANCO	26.364
16	66 T. SYKES	26.378
17	23 R. KIYONARI	26.493
18	28 M. REITERBERGER	26.527
19	36 L. MERCADO	30.062

SEG. 4		
1	54 T. RAZGATLIOGLU	26.255
2	76 L. BAZ	26.360
3	60 M. VAN DER MARK	26.385
4	11 S. CORTESE	26.398
5	1 J. REA	26.468
6	22 A. LOWES	26.520
7	19 A. BAUTISTA	26.583
8	7 C. DAVIES	26.584
9	81 J. TORRES	26.682
10	50 E. LAVERTY	26.709
11	33 M. MELANDRI	26.734
12	91 L. HASLAM	26.738
13	2 L. CAMIER	26.743
14	21 M. RINALDI	26.764
15	52 A. DELBIANCO	26.845
16	23 R. KIYONARI	27.055
17	28 M. REITERBERGER	27.071
18	66 T. SYKES	27.182

12/10/2019

These data/results cannot be reproduced, stored and/or transmitted in whole or in part by any manner of electronic, mechanical, photocopying, recording, broadcasting or otherwise now known or herein after developed without the previous express consent by the copyright owner, except for reproduction in daily press and regular printed publications on sale to the public within 60 days of the event related to those data/results and always provided that copyright symbol appears together as follows below.

© DORNA WSBK ORGANIZATION Srl 2019

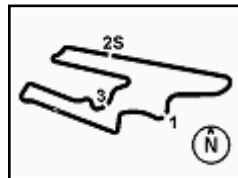
FICR PERUGIA TIMING



Official Tyre Supplier



Official Timekeeper



Motul Argentinean Round, 11-13 October 2019

Ideal Times Free Practice 3rd Session

San Juan Villicum Circuit 4.276 m

No.	Rider	Nat	Bike	Seg. 1	Seg. 2	Seg. 3	Seg. 4	Ideal Time		
				Diff. 1	Diff. 2	Diff. 3	Diff. 4	Best Lap	Pos.	Diff.
1	54 T. RAZGATLIOGLU	TUR	Kawasaki ZX-10RR	21.632 +0.197	25.797	25.770	26.255	1'39.454 1'39.651	1	0.197
2	1 J. REA	GBR	Kawasaki ZX-10RR	21.797 +0.159	25.613	25.764 +0.164	26.468	1'39.642 1'39.965	3	0.323
3	19 A. BAUTISTA	ESP	Ducati Panigale V4 R	21.720	25.495	25.922	26.583 +0.199	1'39.720 1'39.919	2	0.199
4	60 M. VAN DER MARK	NED	Yamaha YZF R1	21.816	25.697 +0.070	25.890 +0.203	26.385	1'39.788 1'40.061	4	0.273
5	7 C. DAVIES	GBR	Ducati Panigale V4 R	21.770 +0.043	25.618 +0.097	25.893 +0.198	26.584	1'39.865 1'40.203	6	0.338
6	11 S. CORTESE	GER	Yamaha YZF R1	21.868 +0.242	26.014	25.733	26.398 +0.008	1'40.013 1'40.263	8	0.250
7	22 A. LOWES	GBR	Yamaha YZF R1	21.915 +0.062	25.812	25.822	26.520	1'40.069 1'40.131	5	0.062
8	76 L. BAZ	FRA	Yamaha YZF R1	21.795 +0.053	25.969 +0.019	25.997 +0.018	26.360	1'40.121 1'40.211	7	0.090
9	91 L. HASLAM	GBR	Kawasaki ZX-10RR	22.053 +0.138	25.816	25.945 +0.227	26.738 +0.008	1'40.552 1'40.925	10	0.373
10	33 M. MELANDRI	ITA	Yamaha YZF R1	22.058 +0.288	25.906 +0.264	25.893	26.734 +0.002	1'40.591 1'41.145	11	0.554
11	21 M. RINALDI	ITA	Ducati Panigale V4 R	21.936	25.911 +0.031	26.004 +0.141	26.764	1'40.615 1'40.787	9	0.172
12	81 J. TORRES	ESP	Kawasaki ZX-10RR	22.034 +0.275	26.045 +0.235	26.146	26.682	1'40.907 1'41.417	14	0.510
13	50 E. LAVERTY	IRL	Ducati Panigale V4 R	22.236	26.000	26.234 +0.087	26.709	1'41.179 1'41.266	12	0.087
14	2 L. CAMIER	GBR	Honda CBR1000RR	22.111	26.204 +0.063	26.160	26.743 +0.092	1'41.218 1'41.373	13	0.155
15	52 A. DELBIANCO	ITA	Honda CBR1000RR	22.340 +0.092	26.155	26.364 +0.042	26.845	1'41.704 1'41.838	15	0.134
16	28 M. REITERBERGER	GER	BMW S1000 RR	22.144	26.177	26.527	27.071 +0.498	1'41.919 1'42.417	17	0.498
17	23 R. KIYONARI	JPN	Honda CBR1000RR	22.290 +0.109	26.226 +0.064	26.493 +0.170	27.055 +0.028	1'42.064 1'42.435	18	0.371
18	66 T. SYKES	GBR	BMW S1000 RR	22.464	26.275	26.378 +0.069	27.182	1'42.299 1'42.368	16	0.069
	36 L. MERCADO	ARG	Kawasaki ZX-10RR	One or more sectors missing						
Overall Ideal Time				21.632	25.495	25.733	26.255	1'39.115		

12/10/2019

These data/results cannot be reproduced, stored and/or transmitted in whole or in part by any manner of electronic, mechanical, photocopying, recording, broadcasting or otherwise now known or herein after developed without the previous express consent by the copyright owner, except for reproduction in daily press and regular printed publications on sale to the public within 60 days of the event related to those data/results and always provided that copyright symbol appears together as follows below.

© DORNA WSBK ORGANIZATION Srl 2019

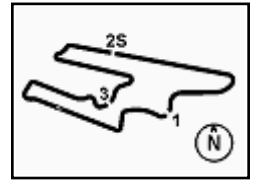
PIRELLI PERUGIA TIMING



Official Tyre Supplier



Official Timekeeper



Motul Argentinean Round, 11-13 October 2019 Chronological Analysis Free Practice 3rd Session

San Juan Villicum Circuit 4.276 m

1 / 3

1° 54 T. RAZGATLIOGLU (1'39.651)							
Lap	Seg.1	Seg.2	Seg.3	Seg.4	Lap Time	km/h	Local Time
1		28.484	27.540	28.347	294,3	10:32'15.851	
2	22.646	26.716	26.666	26.935	1'42.963	268,0	10:33'58.814
3	22.507	26.212	26.517	27.070	1'42.306	291,1	10:35'41.120
4	22.126	25.927	26.027	26.639	1'40.719	299,2	10:37'21.839
5	22.042	25.887	25.959	29.249	1'43.137	296,7	10:39'04.976
6	22.011	25.946	25.829	26.456	1'40.242	299,2	10:40'45.218
7	21.846	27.691	28.282	28.856	1'46.675	294,3	10:42'31.893
8	21.966	25.859	26.001	26.515	1'40.341	299,2	10:44'12.234
9	22.123	26.386	26.997	38.909	1'54.415P	294,3	10:46'06.649
10	10'27.498	27.345	26.639	29.678	1'51.160P	290,3	10:57'57.809
11	22.097	25.936	25.772	26.511	1'40.316	298,3	10:59'38.125
12	21.829	25.797	25.770	26.255	1'39.651	296,7	11:01'17.776
13	21.632	25.836	25.856	26.335	1'39.659	297,5	11:02'57.435
14	21.829	25.908	25.789	26.289	1'39.815	295,9	11:04'37.250
15	22.006	25.993	26.062	26.652	1'40.713	295,9	11:06'17.963

2° 19 A. BAUTISTA (1'39.919)							
Lap	Seg.1	Seg.2	Seg.3	Seg.4	Lap Time	km/h	Local Time
1		27.502	27.474	28.020	277,6	10:32'15.916	
2	22.733	26.394	26.440	26.894	1'42.461	296,7	10:33'58.377
3	22.236	25.832	26.559	26.588	1'41.215	288,0	10:35'39.592
4	21.918	25.597	26.097	26.714	1'40.326	300,8	10:37'19.918
5	21.929	25.576	26.152	26.583	1'40.240	299,2	10:39'00.158
6	21.910	25.557	25.979	26.678	1'40.124	302,5	10:40'40.282
7	21.720	25.495	25.922	26.782	1'39.919	303,4	10:42'20.201
8	22.958	26.228	26.684	38.982	1'54.852P	294,3	10:44'15.053
9	8'09.310	26.441	26.612	27.363	9'29.726P	295,1	10:53'44.779
10	22.321	26.234	26.469	40.043	1'55.067P	302,5	10:55'39.846
11	2'59.325	26.066	26.508	26.874	4'18.773P	295,9	10:59'58.619
12	22.112	25.702	26.339	26.901	1'41.054	306,8	11:01'39.673
13	22.030	25.681	26.352	26.827	1'40.890	301,7	11:03'20.563
14	22.170	29.919	26.450	27.317	1'45.856	292,7	11:05'06.419

3° 1 J. REA (1'39.965)							
Lap	Seg.1	Seg.2	Seg.3	Seg.4	Lap Time	km/h	Local Time
1		27.452	27.435	28.034	262,1	10:32'16.161	
2	22.644	26.314	26.512	26.886	1'42.356	280,5	10:33'58.517
3	22.654	26.170	26.381	27.028	1'42.233	293,5	10:35'40.750
4	23.967	25.855	25.921	26.665	1'42.408	305,1	10:37'23.158
5	21.956	25.613	25.928	26.468	1'39.965	301,7	10:39'03.123
6	21.840	25.766	25.891	26.497	1'39.994	304,2	10:40'43.117
7	21.797	25.896	25.783	26.524	1'40.000	304,2	10:42'23.117
8	21.959	25.631	25.764	27.011	1'40.365	306,8	10:44'03.482
9	22.081	33.752	28.867	39.207	2'03.907P	254,1	10:46'07.389
10	7'04.920	26.807	27.877	27.868	8'27.472P	299,2	10:54'34.861
11	22.153	26.334	26.250	26.827	1'41.564	298,3	10:56'16.425
12	21.898	25.891	25.980	26.579	1'40.348	303,4	10:57'56.773
13	24.128	26.292	26.221	26.822	1'43.463	304,2	10:59'40.236
14	25.759	28.258	27.135	42.530	2'03.682P	287,2	11:01'43.918
15	2'01.391	26.538	26.749	28.365	3'23.043P	304,2	11:05'06.961

4° 60 M. VAN DER MARK (1'40.061)							
Lap	Seg.1	Seg.2	Seg.3	Seg.4	Lap Time	km/h	Local Time
1		28.312	28.159	27.768	281,3	10:32'09.773	
2	22.954	26.408	26.803	26.931	1'43.096	294,3	10:33'52.869
3	22.419	26.234	26.526	26.990	1'42.169	297,5	10:35'35.038
4	22.324	26.152	26.347	26.967	1'41.790	301,7	10:37'16.828
5	22.369	26.211	28.706	31.262	1'48.548	297,5	10:39'05.376
6	22.616	26.291	26.698	27.049	1'42.654	299,2	10:40'48.030
7	22.713	26.855	26.646	27.266	1'43.480	298,3	10:42'31.510
8	24.758	27.338	28.280	40.998	2'01.374P	302,5	10:44'32.884

9	6'40.152	27.969	32.849	29.976	8'10.946P	291,9	10:52'43.830
10	22.240	25.943	26.021	26.613	1'40.817	305,1	10:54'24.647
11	22.389	30.760	28.447	30.427	1'52.023	269,3	10:56'16.670
12	22.077	25.804	26.038	26.497	1'40.416	299,2	10:57'57.086
13	21.954	25.900	25.890	26.524	1'40.268	299,2	10:59'37.354
14	24.544	27.490	29.128	31.961	1'53.123	273,4	11:01'30.477
15	22.079	25.697	26.058	26.496	1'40.330	298,3	11:03'10.807
16	23.220	25.956	26.066	26.456	1'41.698	300,0	11:04'52.505
17	21.816	25.767	26.093	26.385	1'40.061	300,8	11:06'32.566

5° 22 A. LOWES (1'40.131)							
Lap	Seg.1	Seg.2	Seg.3	Seg.4	Lap Time	km/h	Local Time
1		29.379	27.922	29.439		276,2	10:32'36.296
2	22.954	26.302	26.934	27.389	1'43.579	295,1	10:34'19.875
3	22.352	26.027	26.574	26.978	1'41.931	301,7	10:36'01.806
4	22.075	25.927	26.262	27.015	1'41.279	301,7	10:37'43.085
5	22.315	25.963	26.106	26.937	1'41.321	300,8	10:39'24.406
6	23.370	27.285	27.370	40.858	1'58.883P	300,0	10:41'23.289
7	8'49.726	27.026	28.922	27.663	10'13.337P	297,5	10:51'36.626
8	22.256	26.025	26.005	26.663	1'40.949	303,4	10:53'17.575
9	21.970	25.913	25.997	26.725	1'40.605	302,5	10:54'58.180
10	21.915	25.921	25.950	26.675	1'40.461	300,8	10:56'38.641
11	21.966	25.854	26.015	26.744	1'40.579	300,8	10:58'19.220
12	21.977	25.812	25.822	26.520	1'40.131	300,8	10:59'59.351
13	21.998	25.826	26.039	26.545	1'40.408	302,5	11:01'39.759
14	22.617	25.949	26.062	27.027	1'41.655	296,7	11:03'21.414
15	22.198	26.306	26.568	26.826	1'41.898	300,0	11:05'03.312

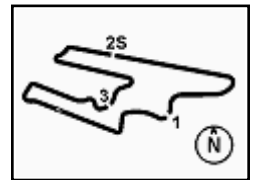
6° 7 C. DAVIES (1'40.203)							
Lap	Seg.1	Seg.2	Seg.3	Seg.4	Lap Time	km/h	Local Time
1		28.747	27.551	40.838		286,5	10:32'46.860
2	3'20.898	28.377	29.792	28.391	4'47.458P	284,2	10:37'34.318
3	22.502	26.131	26.264	27.024	1'41.921	305,1	10:39'16.239
4	21.945	25.877	25.928	26.682	1'40.432	307,7	10:40'56.671
5	24.940	26.359	27.249	27.366	1'45.914	306,8	10:42'42.585
6	21.812	26.612	26.977	29.219	1'46.620	300,0	10:44'29.205
7	23.111	26.336	26.285	32.071	1'47.803	307,7	10:46'17.008
8	21.804	25.740	26.012	26.719	1'40.275	308,6	10:47'57.283
9	21.813	25.715	26.091	26.584	1'40.203	308,6	10:49'37.486
10	22.070	28.163	27.619	39.517	1'57.369P	295,1	10:51'34.855
11	7'15.418	26.692	26.684	27.037	8'35.831P	303,4	11:00'10.686
12	21.770	25.618	26.828	26.786	1'41.002	305,9	11:01'51.688
13	22.807	26.260	26.120	28.889	1'44.076	308,6	11:03'35.764
14	22.485	25.772	25.893	26.585	1'40.735	310,3	11:05'16.499

7° 76 L. BAZ (1'40.211)							
Lap	Seg.1	Seg.2	Seg.3	Seg.4	Lap Time	km/h	Local Time
1		29.059	27.682	27.736		274,1	10:32'09.222
2	22.444	26.303	26.606	26.939	1'42.292C	292,7	10:33'51.514
3	22.087	26.187	26.277	26.965	1'41.516	297,5	10:35'33.030
4	21.979	26.247	26.183	26.774	1'41.183	296,7	10:37'14.213
5	22.062	26.141	26.180	26.718	1'41.101	296,7	10:38'55.314
6	22.251	26.210	26.390	26.855	1'41.706	292,7	10:40'37.020
7	21.964	26.264	26.160	26.668	1'41.056	295,9	10:42'18.076
8	22.126	26.202	26.252	26.879	1'41.459	296,7	10:43'59.535
9	22.184	28.086	27.317	26.996	1'44.583	285,7	10:45'44.118
10	22.228	26.291	26.354	26.841	1'41.714	297,5	10:47'25.832
11	23.538	27.184	26.932	40.045	1'57.699P	287,2	10:49'23.531
12	5'15.509	27.525	26.845	26.944	6'36.823P	291,9	10:56'00.354
13	22.095	26.117	26.141	26.467	1'40.820	291,1	10:57'41.174
14	21.802	26.013	28.013	27.539	1'43.367	293,5	10:59'24.541
15	21.795	26.007	25.997	26.422	1'40.221	295,1	11:01'04.762
16	23.615	27.762	26.444	26.777	1'44.598	292,7	11:02'49.360

12/10/2019 P = Pits In/Out - C = Lap Time Cancelled

These data/results cannot be reproduced, stored and/or transmitted in whole or in part by any manner of electronic, mechanical, photocopying, recording, broadcasting or otherwise now known or herein after developed without the previous express consent by the copyright owner, except for reproduction in daily press and regular printed publications on sale to the public within 60 days of the event related to those data/results and always provided that copyright symbol appears together as follows below.

© DORNA WSBK ORGANIZATION Srl 2019



Motul Argentinean Round, 11-13 October 2019 Chronological Analysis Free Practice 3rd Session

San Juan Villicum Circuit 4.276 m

2 / 3

17	21.848	25.988	26.015	26.360	1'40.211	295,1	11:04'29.571
18	21.942	25.969	26.129	26.384	1'40.424	296,7	11:06'09.995

3	22.565	26.370	31.982	28.597	1'49.514	297,5	10:35'51.166
4	22.430	1'22.137	31.698	29.405	2'45.670	208,5	10:38'36.836
5	24.234	27.058	27.526	40.173	1'58.991P	295,1	10:40'35.827
6	9'02.981	27.526	27.247	27.633	10'25.387P	294,3	10:51'01.214
7	22.393	26.309	26.102	26.881	1'41.685	298,3	10:52'42.899
8	22.346	26.170	25.893	26.736	1'41.145	299,2	10:54'24.044
9	23.825	27.738	32.449	29.155	1'53.167	279,1	10:56'17.211
10	22.376	25.988	31.712	30.839	1'50.915	301,7	10:58'08.126
11	27.818	27.091	29.251	27.022	1'51.182	296,7	10:59'59.308
12	22.403	26.123	26.350	26.734	1'41.610	299,2	11:01'40.918
13	22.058	25.906	26.119	26.674	1'40.757C	300,8	11:03'21.675
14	22.263	26.000	26.836	32.200	1'47.299	298,3	11:05'08.974

8° 11 S. CORTESE (1'40.263)							
Lap	Seg.1	Seg.2	Seg.3	Seg.4	Lap Time	km/h	Local Time
1		28.195	28.266	28.341		282,0	10:32'29.270
2	22.923	26.999	27.188	27.680	1'44.790	284,2	10:34'14.060
3	23.322	26.761	27.079	27.497	1'44.659	274,8	10:35'58.719
4	22.718	26.530	27.044	27.516	1'43.808	286,5	10:37'42.527
5	22.602	26.544	26.672	26.851	1'42.669	288,0	10:39'25.196
6	23.181	27.569	27.655	41.420	1'59.825P	286,5	10:41'25.021
7	5'49.569	27.172	27.547	27.690	7'11.978P	291,9	10:48'36.999
8	22.491	26.350	26.328	26.665	1'41.834	294,3	10:50'18.833
9	22.339	26.436	26.100	26.497	1'41.372	296,7	10:52'00.205
10	23.051	27.186	28.343	40.363	1'58.943P	298,3	10:53'59.148
11	2'41.506	26.848	30.563	29.095	4'08.012P	295,1	10:58'07.160
12	22.399	26.391	26.339	26.398	1'41.527	289,5	10:59'48.687
13	22.135	26.051	26.065	26.778	1'41.029	296,7	11:01'29.716
14	22.323	26.064	26.022	26.504	1'40.913	297,5	11:03'10.629
15	22.110	26.014	25.733	26.406	1'40.263	297,5	11:04'50.892
16	21.868	26.030	29.384	29.045	1'46.327	298,3	11:06'37.219

12° 50 E. LAVERTY (1'41.266)							
Lap	Seg.1	Seg.2	Seg.3	Seg.4	Lap Time	km/h	Local Time
1		29.045	29.260	28.644		254,7	10:32'11.762
2	23.369	27.042	27.104	27.488	1'45.003	295,9	10:33'56.765
3	22.860	26.660	26.981	27.366	1'43.867	299,2	10:35'40.632
4	25.012	30.066	30.264	40.664	2'06.006P	285,0	10:37'46.638
5	6'50.553	28.792	28.835	27.997	8'16.177P	285,7	10:46'02.815
6	22.730	26.519	26.567	27.383	1'43.199	300,8	10:47'46.014
7	22.479	26.154	26.494	26.925	1'42.052	303,4	10:49'28.066
8	22.474	26.086	26.325	27.280	1'42.165	304,2	10:51'10.231
9	22.387	26.223	28.395	41.938	1'58.943P	303,4	10:53'09.174
10	4'30.847	28.403	28.885	28.501	5'56.636P	267,3	10:59'05.810
11	22.591	26.412	26.561	26.925	1'42.489	300,8	11:00'48.299
12	22.365	26.182	26.403	26.918	1'41.868	302,5	11:02'30.167
13	22.300	26.061	26.234	26.827	1'41.422	304,2	11:04'11.589
14	22.236	26.000	26.321	26.709	1'41.266	304,2	11:05'52.855

9° 21 M. RINALDI (1'40.787)							
Lap	Seg.1	Seg.2	Seg.3	Seg.4	Lap Time	km/h	Local Time
1		27.308	27.539	27.838		291,9	10:32'24.901
2	22.714	26.367	26.483	27.063	1'42.627	304,2	10:34'07.528
3	22.399	26.100	26.452	27.017	1'41.968	303,4	10:35'49.496
4	22.272	25.945	26.409	27.396	1'42.022	301,7	10:37'31.518
5	22.098	26.000	26.340	26.778	1'41.216	299,2	10:39'12.734
6	24.053	28.341	30.945	40.354	2'03.693P	285,7	10:41'16.427
7	4'52.087	27.554	28.037	27.543	6'15.221P	255,3	10:47'31.648
8	22.168	26.113	26.004	26.882	1'41.167	305,1	10:49'12.815
9	21.936	25.942	26.145	26.764	1'40.787	305,1	10:50'53.602
10	22.921	27.845	28.053	40.493	1'59.312P	273,4	10:52'52.914
11	4'09.445	26.737	27.185	27.115	5'30.482P	288,8	10:58'23.396
12	22.198	25.972	38.342	28.863	1'55.375	304,2	11:00'18.771
13	22.146	25.911	26.542	29.661	1'44.260	302,5	11:02'03.031
14	27.150	26.491	26.688	28.628	1'48.957	304,2	11:03'51.988
15	22.240	27.575	29.843	41.728	2'01.386P	235,8	11:05'53.374

13° 2 L. CAMIER (1'41.373)							
Lap	Seg.1	Seg.2	Seg.3	Seg.4	Lap Time	km/h	Local Time
1		28.508	28.366	28.681		274,1	10:32'12.088
2	23.372	26.823	27.220	27.765	1'45.180	283,5	10:33'57.268
3	22.852	26.451	26.990	27.895	1'44.188C	291,1	10:35'41.456
4	24.864	26.641	26.755	27.545	1'45.805	291,9	10:37'27.261
5	22.931	26.405	26.867	39.694	1'55.897P	297,5	10:39'23.158
6	8'39.463	27.428	28.180	30.761	10'05.832P	285,7	10:49'28.990
7	22.806	26.294	26.565	27.158	1'42.823	299,2	10:51'11.813
8	22.457	26.204	26.716	27.207	1'42.584	295,1	10:52'54.397
9	22.350	26.369	26.377	39.961	1'55.057P	299,2	10:54'49.454
10	2'39.990	29.146	27.179	27.478	4'03.793P	288,0	10:58'53.247
11	22.580	26.426	26.520	26.929	1'42.455	294,3	11:00'35.702
12	22.280	26.331	26.163	26.743	1'41.517	299,2	11:02'17.219
13	23.390	26.851	27.099	27.206	1'44.546	297,5	11:04'01.765
14	22.111	26.267	26.160	26.835	1'41.373	298,3	11:05'43.138

10° 91 L. HASLAM (1'40.925)							
Lap	Seg.1	Seg.2	Seg.3	Seg.4	Lap Time	km/h	Local Time
1		28.428	30.076	29.967		267,3	10:32'16.657
2	22.938	26.094	26.610	27.128	1'42.770	288,0	10:33'59.427
3	22.573	25.925	27.004	27.469	1'42.971	288,0	10:35'42.398
4	22.817	26.142	26.450	26.990	1'42.399	299,2	10:37'24.797
5	22.350	28.425	26.864	27.288	1'44.927	286,5	10:39'09.724
6	22.078	27.057	26.187	27.453	1'42.775	299,2	10:40'52.499
7	22.100	30.019	29.528	30.043	1'51.690	233,3	10:42'44.189
8	22.165	26.153	26.528	27.208	1'42.054	297,5	10:44'26.243
9	24.567	28.092	26.739	28.502	1'47.900	289,5	10:46'14.143
10	22.157	25.911	26.318	26.738	1'41.124	297,5	10:47'55.267
11	22.053	25.829	25.945	41.708	1'55.535P	302,5	10:49'50.802
12	7'05.182	28.194	28.747	26.951	8'29.074P	283,5	10:58'19.876
13	22.191	25.816	26.172	26.746	1'40.925	300,8	11:00'00.801
14	22.308	25.849	25.971	26.798	1'40.926	302,5	11:01'41.727
15	22.899	26.509	27.155	27.631	1'44.194	297,5	11:03'25.921
16	22.154	26.107	28.305	27.250	1'43.816	303,4	11:05'09.737

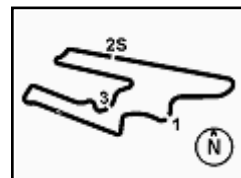
14° 81 J. TORRES (1'41.417)							
Lap	Seg.1	Seg.2	Seg.3	Seg.4	Lap Time	km/h	Local Time
1		27.701	29.014	27.939		292,7	10:32'22.208
2	22.965	26.431	26.385	27.100	1'42.881	298,3	10:34'05.089
3	22.288	29.388	29.717	27.241	1'48.634	295,1	10:35'53.723
4	23.374	26.410	26.791	27.010	1'43.585	296,7	10:37'37.308
5	22.234	26.264	26.349	26.880	1'41.727	295,9	10:39'19.035
6	22.286	26.208	30.648	32.664	1'51.806	297,5	10:41'10.841
7	22.034	26.488	29.918	27.697	1'46.137	295,9	10:42'56.978
8	22.160	26.045	26.265	39.287	1'53.757P	297,5	10:44'50.735
9	5'23.091	26.786	27.017	26.875	6'43.769P	295,1	10:51'34.504
10	22.141	26.144	26.492	26.759	1'41.536	295,1	10:53'16.040
11	22.174	29.559	26.548	28.458	1'46.739	296,7	10:55'02.779
12	22.309	26.280	26.146	26.682	1'41.417	293,5	10:56'44.196
13	22.222	26.332	26.353	27.159	1'42.066	292,7	10:58'26.262
14	22.590	26.589	28.412	27.195	1'44.786	292,7	11:00'11.048

11° 33 M. MELANDRI (1'41.145)							
Lap	Seg.1	Seg.2	Seg.3	Seg.4	Lap Time	km/h	Local Time
1		28.580	28.279	28.147		269,3	10:32'17.911
2	22.841	26.598	26.838	27.464	1'43.741	298,3	10:34'01.652

12/10/2019 P = Pits In/Out - C = Lap Time Cancelled

These data/results cannot be reproduced, stored and/or transmitted in whole or in part by any manner of electronic, mechanical, photocopying, recording, broadcasting or otherwise now known or herein after developed without the previous express consent by the copyright owner, except for reproduction in daily press and regular printed publications on sale to the public within 60 days of the event related to those data/results and always provided that copyright symbol appears together as follows below.

© DORNA WSBK ORGANIZATION Srl 2019



Motul Argentinean Round, 11-13 October 2019

Chronological Analysis Free Practice 3rd Session

San Juan Villicum Circuit 4.276 m

3 / 3

15	24.505	27.581	26.672	28.110	1'46.868	293,5	11:01'57.916	14	22.681	27.385	27.001	27.413	1'44.480	291,1	11:01'49.515
16	22.730	26.490	27.064	26.969	1'43.253	295,1	11:03'41.169	15	22.748	26.464	26.948	27.055	1'43.215	295,9	11:03'32.730
17	25.929	27.051	26.736	27.451	1'47.167	293,5	11:05'28.336	16	22.552	26.417	26.608	27.128	1'42.705	295,9	11:05'15.435

15° 52 A. DELBIANCO (1'41.838)								19° 36 L. MERCADO							
Lap	Seg.1	Seg.2	Seg.3	Seg.4	Lap Time	km/h	Local Time	Lap	Seg.1	Seg.2	Seg.3	Seg.4	Lap Time	km/h	Local Time
1		28.248	28.194	27.736		272,0	10:32'10.077	1		31.561	32.493	42.986		228,3	10:32'55.767
2	23.040	26.607	26.775	27.758	1'44.180	290,3	10:33'54.257	2	14'06.968	29.666	30.062	39.065	15'45.761P	259,0	10:48'41.528
3	22.651	26.666	26.622	26.979	1'42.918	291,1	10:35'37.175								
4	22.509	26.522	28.386	27.547	1'44.964	287,2	10:37'22.139								
5	22.442	26.427	26.405	27.002	1'42.276	288,8	10:39'04.415								
6	26.796	28.233	26.643	29.102	1'50.774	290,3	10:40'55.189								
7	27.031	26.548	27.058	27.050	1'47.687	288,8	10:42'42.876								
8	22.466	26.765	26.735	27.260	1'43.226	290,3	10:44'26.102								
9	26.386	26.990	26.585	28.525	1'48.486	291,9	10:46'14.588								
10	22.518	26.419	26.567	27.106	1'42.610	289,5	10:47'57.198								
11	22.432	26.155	26.406	26.845	1'41.838	291,1	10:49'39.036								
12	40.260	32.767	29.404	41.945	2'24.376P	280,5	10:52'03.412								
13	6'45.602	28.248	27.183	27.178	8'08.211P	288,0	11:00'11.623								
14	22.645	26.597	26.583	26.989	1'42.814	285,7	11:01'54.437								
15	22.680	26.585	26.364	27.023	1'42.652	287,2	11:03'37.089								
16	22.340	26.584	26.581	27.093	1'42.598	288,8	11:05'19.687								

16° 66 T. SYKES (1'42.368)							
Lap	Seg.1	Seg.2	Seg.3	Seg.4	Lap Time	km/h	Local Time
1		29.992	29.211	28.381		247,7	10:32'55.454
2	22.935	26.582	26.666	28.000	1'44.183	301,7	10:34'39.637
3	22.703	26.391	26.378	27.465	1'42.937C	304,2	10:36'22.574
4	22.464	26.275	26.447	27.182	1'42.368	300,0	10:38'04.942
5	22.840	26.966	27.340	40.771	1'57.917P	294,3	10:40'02.859

17° 28 M. REITERBERGER (1'42.417)							
Lap	Seg.1	Seg.2	Seg.3	Seg.4	Lap Time	km/h	Local Time
1		28.989	28.666	28.184		273,4	10:32'13.033
2	23.338	26.748	27.338	27.501	1'44.925	299,2	10:33'57.958
3	23.090	26.453	27.255	27.421	1'44.219	285,0	10:35'42.177
4	22.807	26.441	26.994	27.595	1'43.837	289,5	10:37'26.014
5	22.671	27.113	27.378	27.559	1'44.721	289,5	10:39'10.735
6	22.595	26.468	27.099	27.795	1'43.957	290,3	10:40'54.692
7	22.570	31.396	29.137	41.195	2'04.298P	206,9	10:42'58.990
8	10'09.353	28.749	31.203	28.005	11'37.310P	285,7	10:54'36.300
9	22.659	26.800	26.816	27.071	1'43.346	295,9	10:56'19.646
10	22.144	26.177	26.527	27.569	1'42.417	299,2	10:58'02.063
11	22.579	26.369	26.626	27.397	1'42.971	297,5	10:59'45.034
12	22.388	26.792	27.521	27.945	1'44.646	298,3	11:01'29.680
13	24.242	26.903	27.533	27.573	1'46.251	297,5	11:03'15.931
14	30.016	27.430	26.946	27.854	1'52.246	296,7	11:05'08.177

18° 23 R. KIYONARI (1'42.435)							
Lap	Seg.1	Seg.2	Seg.3	Seg.4	Lap Time	km/h	Local Time
1		27.831	28.128	28.547		270,7	10:32'20.038
2	22.724	26.472	26.705	27.293	1'43.194	295,1	10:34'03.232
3	22.619	26.267	26.729	27.157	1'42.772	296,7	10:35'46.004
4	22.361	26.429	26.604	27.162	1'42.556	300,0	10:37'28.560
5	22.659	26.405	26.743	27.343	1'43.150	296,7	10:39'11.710
6	22.448	26.348	26.715	27.746	1'43.257	298,3	10:40'54.967
7	22.485	26.750	36.158	28.263	1'53.656	298,3	10:42'48.623
8	22.478	26.439	30.740	27.583	1'47.240	299,2	10:44'35.863
9	22.532	26.417	26.974	27.115	1'43.038	298,3	10:46'18.901
10	22.399	26.290	26.663	27.083	1'42.435	295,1	10:48'01.336
11	22.290	26.226	26.493	41.473	1'56.482P	298,3	10:49'57.818
12	6'46.610	27.722	30.137	28.357	8'12.826P	281,3	10:58'10.644
13	22.808	26.404	37.374	27.805	1'54.391	296,7	11:00'05.035

12/10/2019 P = Pits In/Out - C = Lap Time Cancelled

These data/results cannot be reproduced, stored and/or transmitted in whole or in part by any manner of electronic, mechanical, photocopying, recording, broadcasting or otherwise now known or herein after developed without the previous express consent by the copyright owner, except for reproduction in daily press and regular printed publications on sale to the public within 60 days of the event related to those data/results and always provided that copyright symbol appears together as follows below.

© DORNA WSBK ORGANIZATION Srl 2019



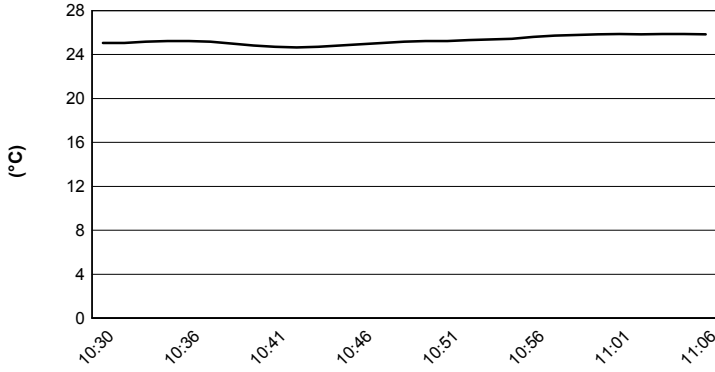
Motul Argentinean Round, 11-13 October 2019

Weather Report Free Practice 3rd Session

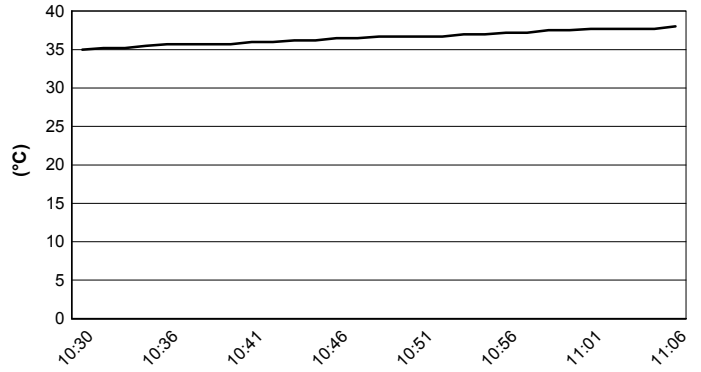
Session started 10:30 - Session ended 11:07

San Juan Villicum Circuit 4.276 m

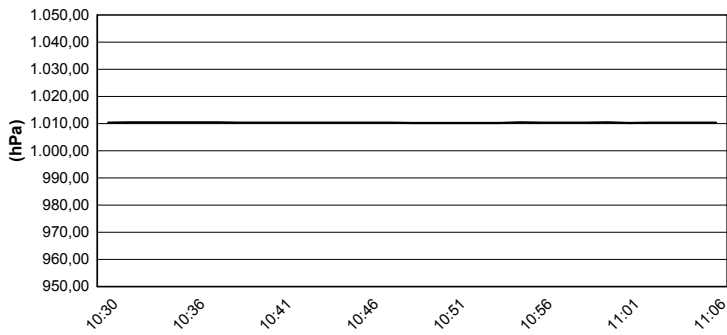
Air Temperature



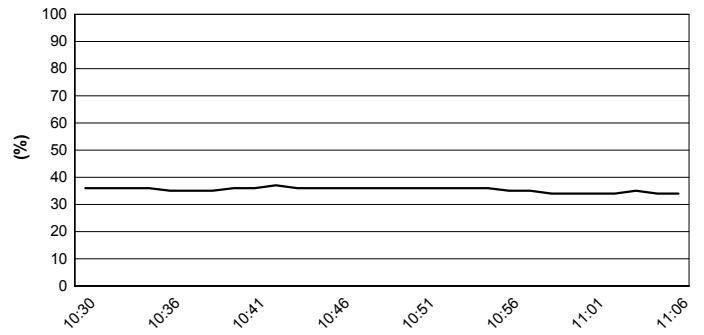
Track Temperature



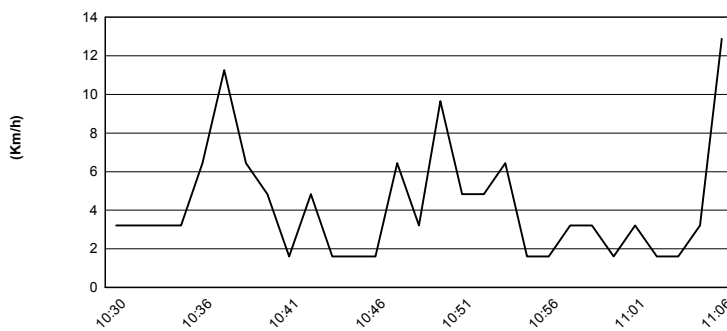
Air Pressure



Humidity



Wind Speed



Wind Direction



12/10/2019

These data/results cannot be reproduced, stored and/or transmitted in whole or in part by any manner of electronic, mechanical, photocopying, recording, broadcasting or otherwise now known or herein after developed without the previous express consent by the copyright owner, except for reproduction in daily press and regular printed publications on sale to the public within 60 days of the event related to those data/results and always provided that copyright symbol appears together as follows below.

© DORNA WSBK ORGANIZATION Srl 2019