

Motul Argentinean Round, 11-13 October 2019

Results Tissot Superpole

San Juan Villicum Circuit 4.276 m

1 / 2

No.	Rider	Nat	Team	Bike	Class	Time	Gap	Rel.	Laps	Speed	
										Avg	Max
1	19 A. BAUTISTA	ESP	ARUBA.IT Racing - Ducati	Ducati Panigale V4 R		1'40.771			10	152,758	304,2
2	60 M. VAN DER MARK	NED	Pata Yamaha WorldSBK Team	Yamaha YZF R1		1'40.896	0.125	0.125	8	152,569	302,5
3	1 J. REA	GBR	Kawasaki Racing Team WorldSBK	Kawasaki ZX-10RR		1'40.911	0.140	0.015	11	152,546	305,9
4	54 T. RAZGATLIOGLU	TUR	Turkish Puccetti Racing	Kawasaki ZX-10RR	IND	1'41.234	0.463	0.323	9	152,060	300,8
5	22 A. LOWES	GBR	Pata Yamaha WorldSBK Team	Yamaha YZF R1		1'41.408	0.637	0.174	9	151,799	305,1
6	21 M. RINALDI	ITA	BARNI Racing Team	Ducati Panigale V4 R	IND	1'42.061	1.290	0.653	9	150,827	305,1
7	7 C. DAVIES	GBR	ARUBA.IT Racing - Ducati	Ducati Panigale V4 R		1'42.153	1.382	0.092	11	150,692	311,2
8	52 A. DELBIANCO	ITA	Althea Mie Racing Team	Honda CBR1000RR	IND	1'42.414	1.643	0.261	10	150,308	293,5
9	11 S. CORTESE	GER	GRT Yamaha WorldSBK	Yamaha YZF R1	IND	1'42.568	1.797	0.154	10	150,082	296,7
10	33 M. MELANDRI	ITA	GRT Yamaha WorldSBK	Yamaha YZF R1	IND	1'42.573	1.802	0.005	9	150,075	299,2
11	2 L. CAMIER	GBR	Moriwaki Althea Honda Team	Honda CBR1000RR		1'42.605	1.834	0.032	10	150,028	301,7
12	81 J. TORRES	ESP	Team Pedercini Racing	Kawasaki ZX-10RR	IND	1'43.196	2.425	0.591	8	149,169	298,3
13	66 T. SYKES	GBR	BMW Motorrad WorldSBK Team	BMW S1000 RR		1'43.289	2.518	0.093	8	149,034	303,4
14	91 L. HASLAM	GBR	Kawasaki Racing Team WorldSBK	Kawasaki ZX-10RR		1'43.893	3.122	0.604	9	148,168	305,1
15	23 R. KIYONARI	JPN	Moriwaki Althea Honda Team	Honda CBR1000RR		1'44.251	3.480	0.358	11	147,659	300,0
16	50 E. LAVERTY	IRL	Team GoEleven	Ducati Panigale V4 R	IND	1'44.480	3.709	0.229	10	147,335	302,5
17	28 M. REITERBERGER	GER	BMW Motorrad WorldSBK Team	BMW S1000 RR		1'44.943	4.172	0.463	9	146,685	299,2
18	76 L. BAZ	FRA	Ten Kate Racing - Yamaha	Yamaha YZF R1	IND	1'47.576	6.805	2.633	3	143,095	287,2
----- Not Qualified -----											
NQ	36 L. MERCADO	ARG	Orelac Racing VerdNatura	Kawasaki ZX-10RR	IND				0		254,7

Qualifying Lap Time (107% of 1'40.771): 1'47.826

N.36 (Mercado L.) is allowed to start the race according to Art. 1.15.6 (FPs)

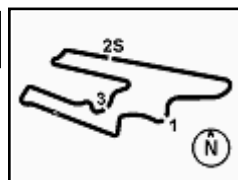
AIR	Humidity:	29%	Temp:	29°C
TRACK	Condition:	Dry	Temp:	45°C

Records	Pole (SP2)	2018	M.Melandri	1'39.012	155,470	Km/h
	Race (RC1)	2018	J.Rea	1'39.175	155,220	Km/h
	All Times (SP2)	2018	M.Melandri	1'39.012	155,470	Km/h

Start 12/10/2019 13:00 End 13:27 The results are provisional until the end of the time limit for protests and appeals and the completion of the technical checks.

These data/results cannot be reproduced, stored and/or transmitted in whole or in part by any manner of electronic, mechanical, photocopying, recording, broadcasting or otherwise now known or herein after developed without the previous express consent by the copyright owner, except for reproduction in daily press and regular printed publications on sale to the public within 60 days of the event related to those data/results and always provided that copyright symbol appears together as follows below.

© DORNA WSBK ORGANIZATION Srl 2019


Motul Argentinean Round, 11-13 October 2019
Results Tissot Superpole

San Juan Villicum Circuit 4.276 m

2 / 2

Session Highlights

Local Time	No. Rider	Description
13.00.00		Start
13.02.22	76 L. BAZ	Crashed - Turn 17
13.03.00	76 L. BAZ	Re-joined
13.04.50	22 A. LOWES	On Asphalt - Re-Joined - Turn 8
13.14.50	2 L. CAMIER	On Asphalt - Re-Joined - Turn 13
13.15.23	2 L. CAMIER	Lap Cancelled (1'47.369) - Exceeded Track Limits - Turn 13
13.19.07	91 L. HASLAM	On the Gravel - Re-Joined - Turn 7
13.23.53	1 J. REA	On Asphalt - Re-Joined - Turn 7
13.27.18		End Of Session

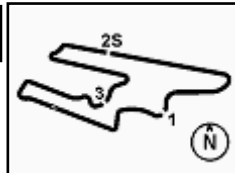
Fastest Laps Sequence

No.	Rider	Nat	Team	Bike	Local Time	Time	Gap	Avg
22	A. LOWES	GBR	Pata Yamaha WorldSBK Team	Yamaha YZF R1	13:03'47.561	1'43.359		148,933
60	M. VAN DER MARK	NED	Pata Yamaha WorldSBK Team	Yamaha YZF R1	13:03'51.368	1'41.566	-1.793	151,563
19	A. BAUTISTA	ESP	ARUBA.IT Racing - Ducati	Ducati Panigale V4 R	13:05'34.870	1'41.224	-0.342	152,075
60	M. VAN DER MARK	NED	Pata Yamaha WorldSBK Team	Yamaha YZF R1	13:07'13.857	1'40.896	-0.328	152,569
19	A. BAUTISTA	ESP	ARUBA.IT Racing - Ducati	Ducati Panigale V4 R	13:07'15.641	1'40.771	-0.125	152,758

Start 13:00 End 13:27 The results are provisional until the end of the time limit for protests and appeals and the completion of the technical checks.

These data/results cannot be reproduced, stored and/or transmitted in whole or in part by any manner of electronic, mechanical, photocopying, recording, broadcasting or otherwise now known or herein after developed without the previous express consent by the copyright owner, except for reproduction in daily press and regular printed publications on sale to the public within 60 days of the event related to those data/results and always provided that copyright symbol appears together as follows below.

© DORNA WSBK ORGANIZATION Srl 2019



Motul Argentinean Round, 11-13 October 2019

Best Sectors & Speed Tissot Superpole

San Juan Villicum Circuit 4.276 m

BEST LAP			
1	19 A. BAUTISTA	Ducati Panigale V4 R	1'40.771
2	60 M. VAN DER MARK	Yamaha YZF R1	1'40.896
3	1 J. REA	Kawasaki ZX-10RR	1'40.911
4	54 T. RAZGATLIOGLU	Kawasaki ZX-10RR	1'41.234
5	22 A. LOWES	Yamaha YZF R1	1'41.408
6	21 M. RINALDI	Ducati Panigale V4 R	1'42.061
7	7 C. DAVIES	Ducati Panigale V4 R	1'42.153
8	52 A. DELBIANCO	Honda CBR1000RR	1'42.414
9	11 S. CORTESE	Yamaha YZF R1	1'42.568
10	33 M. MELANDRI	Yamaha YZF R1	1'42.573
11	2 L. CAMIER	Honda CBR1000RR	1'42.605
12	81 J. TORRES	Kawasaki ZX-10RR	1'43.196
13	66 T. SYKES	BMW S1000 RR	1'43.289
14	91 L. HASLAM	Kawasaki ZX-10RR	1'43.893
15	23 R. KIYONARI	Honda CBR1000RR	1'44.251
16	50 E. LAVERTY	Ducati Panigale V4 R	1'44.480
17	28 M. REITERBERGER	BMW S1000 RR	1'44.943
18	76 L. BAZ	Yamaha YZF R1	1'47.576
19	36 L. MERCADO	Kawasaki ZX-10RR	

SPEED			
1	7 C. DAVIES	Ducati Panigale V4 R	311,2
2	1 J. REA	Kawasaki ZX-10RR	305,9
3	22 A. LOWES	Yamaha YZF R1	305,1
4	21 M. RINALDI	Ducati Panigale V4 R	305,1
5	91 L. HASLAM	Kawasaki ZX-10RR	305,1
6	19 A. BAUTISTA	Ducati Panigale V4 R	304,2
7	66 T. SYKES	BMW S1000 RR	303,4
8	60 M. VAN DER MARK	Yamaha YZF R1	302,5
9	50 E. LAVERTY	Ducati Panigale V4 R	302,5
10	2 L. CAMIER	Honda CBR1000RR	301,7
11	54 T. RAZGATLIOGLU	Kawasaki ZX-10RR	300,8
12	23 R. KIYONARI	Honda CBR1000RR	300,0
13	28 M. REITERBERGER	BMW S1000 RR	299,2
14	33 M. MELANDRI	Yamaha YZF R1	299,2
15	81 J. TORRES	Kawasaki ZX-10RR	298,3
16	11 S. CORTESE	Yamaha YZF R1	296,7
17	52 A. DELBIANCO	Honda CBR1000RR	293,5
18	76 L. BAZ	Yamaha YZF R1	287,2
19	36 L. MERCADO	Kawasaki ZX-10RR	254,7

SEG. 1	
1	19 A. BAUTISTA 22.051
2	1 J. REA 22.075
3	60 M. VAN DER MARK 22.114
4	22 A. LOWES 22.153
5	54 T. RAZGATLIOGLU 22.253
6	52 A. DELBIANCO 22.325
7	21 M. RINALDI 22.364
8	7 C. DAVIES 22.400
9	91 L. HASLAM 22.412
10	2 L. CAMIER 22.445
11	11 S. CORTESE 22.601
12	33 M. MELANDRI 22.651
13	81 J. TORRES 22.722
14	66 T. SYKES 22.742
15	23 R. KIYONARI 22.823
16	28 M. REITERBERGER 22.875
17	50 E. LAVERTY 22.881
18	76 L. BAZ 23.528

SEG. 2	
1	19 A. BAUTISTA 25.779
2	1 J. REA 25.900
3	60 M. VAN DER MARK 25.970
4	22 A. LOWES 26.059
5	7 C. DAVIES 26.063
6	54 T. RAZGATLIOGLU 26.128
7	91 L. HASLAM 26.137
8	21 M. RINALDI 26.197
9	33 M. MELANDRI 26.261
10	11 S. CORTESE 26.309
11	2 L. CAMIER 26.353
12	52 A. DELBIANCO 26.425
13	66 T. SYKES 26.441
14	81 J. TORRES 26.583
15	28 M. REITERBERGER 26.598
16	23 R. KIYONARI 26.721
17	50 E. LAVERTY 26.809
18	76 L. BAZ 27.363
19	36 L. MERCADO 30.174

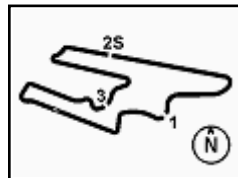
SEG. 3	
1	54 T. RAZGATLIOGLU 25.884
2	1 J. REA 25.969
3	19 A. BAUTISTA 26.055
4	22 A. LOWES 26.189
5	7 C. DAVIES 26.206
6	11 S. CORTESE 26.225
7	60 M. VAN DER MARK 26.229
8	33 M. MELANDRI 26.328
9	52 A. DELBIANCO 26.438
10	2 L. CAMIER 26.453
11	66 T. SYKES 26.477
12	21 M. RINALDI 26.509
13	81 J. TORRES 26.593
14	91 L. HASLAM 26.656
15	28 M. REITERBERGER 26.994
16	76 L. BAZ 27.113
17	23 R. KIYONARI 27.170
18	50 E. LAVERTY 27.182
19	36 L. MERCADO 34.400

SEG. 4	
1	60 M. VAN DER MARK 26.551
2	19 A. BAUTISTA 26.655
3	54 T. RAZGATLIOGLU 26.783
4	1 J. REA 26.806
5	11 S. CORTESE 26.945
6	21 M. RINALDI 26.983
7	22 A. LOWES 27.007
8	52 A. DELBIANCO 27.141
9	7 C. DAVIES 27.149
10	81 J. TORRES 27.149
11	2 L. CAMIER 27.181
12	33 M. MELANDRI 27.333
13	50 E. LAVERTY 27.461
14	23 R. KIYONARI 27.489
15	66 T. SYKES 27.505
16	91 L. HASLAM 27.514
17	28 M. REITERBERGER 28.136
18	76 L. BAZ 28.541

12/10/2019

These data/results cannot be reproduced, stored and/or transmitted in whole or in part by any manner of electronic, mechanical, photocopying, recording, broadcasting or otherwise now known or herein after developed without the previous express consent by the copyright owner, except for reproduction in daily press and regular printed publications on sale to the public within 60 days of the event related to those data/results and always provided that copyright symbol appears together as follows below.

© DORNA WSBK ORGANIZATION Srl 2019



San Juan Villicum Circuit 4.276 m

Motul Argentinean Round, 11-13 October 2019

Ideal Times Tissot Superpole

No.	Rider	Nat	Bike	Seg. 1	Seg. 2	Seg. 3	Seg. 4	Ideal Time		
				Diff. 1	Diff. 2	Diff. 3	Diff. 4	Best Lap	Pos.	Diff.
1	19 A. BAUTISTA	ESP	Ducati Panigale V4 R	22.051	25.779 +0.041	26.055 +0.190	26.655	1'40.540 1'40.771	1	0.231
2	1 J. REA	GBR	Kawasaki ZX-10RR	22.075	25.900 +0.022	25.969 +0.139	26.806	1'40.750 1'40.911	3	0.161
3	60 M. VAN DER MARK	NED	Yamaha YZF R1	22.114	25.970	26.229 +0.032	26.551	1'40.864 1'40.896	2	0.032
4	54 T. RAZGATLIOGLU	TUR	Kawasaki ZX-10RR	22.253	26.128	25.884 +0.186	26.783	1'41.048 1'41.234	4	0.186
5	22 A. LOWES	GBR	Yamaha YZF R1	22.153	26.059	26.189	27.007	1'41.408 1'41.408	5	
6	7 C. DAVIES	GBR	Ducati Panigale V4 R	22.400	26.063 +0.176	26.206 +0.159	27.149	1'41.818 1'42.153	7	0.335
7	21 M. RINALDI	ITA	Ducati Panigale V4 R	22.364	26.197	26.509 +0.008	26.983	1'42.053 1'42.061	6	0.008
8	11 S. CORTESE	GER	Yamaha YZF R1	22.601 +0.106	26.309	26.225 +0.054	26.945 +0.328	1'42.080 1'42.568	9	0.488
9	52 A. DELBIANCO	ITA	Honda CBR1000RR	22.325	26.425	26.438 +0.078	27.141 +0.007	1'42.329 1'42.414	8	0.085
10	2 L. CAMIER	GBR	Honda CBR1000RR	22.445	26.353 +0.087	26.453 +0.086	27.181	1'42.432 1'42.605	11	0.173
11	33 M. MELANDRI	ITA	Yamaha YZF R1	22.651	26.261	26.328	27.333	1'42.573 1'42.573	10	
12	91 L. HASLAM	GBR	Kawasaki ZX-10RR	22.412 +0.209	26.137 +0.116	26.656 +0.338	27.514 +0.511	1'42.719 1'43.893	14	1.174
13	81 J. TORRES	ESP	Kawasaki ZX-10RR	22.722 +0.065	26.583 +0.058	26.593	27.149 +0.026	1'43.047 1'43.196	12	0.149
14	66 T. SYKES	GBR	BMW S1000 RR	22.742	26.441 +0.124	26.477	27.505	1'43.165 1'43.289	13	0.124
15	23 R. KIYONARI	JPN	Honda CBR1000RR	22.823 +0.034	26.721	27.170 +0.014	27.489	1'44.203 1'44.251	15	0.048
16	50 E. LAVERTY	IRL	Ducati Panigale V4 R	22.881 +0.047	26.809	27.182	27.461 +0.100	1'44.333 1'44.480	16	0.147
17	28 M. REITERBERGER	GER	BMW S1000 RR	22.875 +0.094	26.598 +0.126	26.994 +0.021	28.136 +0.099	1'44.603 1'44.943	17	0.340
18	76 L. BAZ	FRA	Yamaha YZF R1	23.528	27.363	27.113 +1.031	28.541	1'46.545 1'47.576	18	1.031
	36 L. MERCADO	ARG	Kawasaki ZX-10RR	One or more sectors missing						
Overall Ideal Time				22.051	25.779	25.884	26.551	1'40.265		

12/10/2019

These data/results cannot be reproduced, stored and/or transmitted in whole or in part by any manner of electronic, mechanical, photocopying, recording, broadcasting or otherwise now known or herein after developed without the previous express consent by the copyright owner, except for reproduction in daily press and regular printed publications on sale to the public within 60 days of the event related to those data/results and always provided that copyright symbol appears together as follows below.

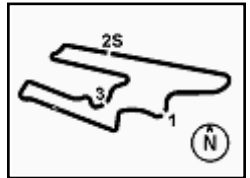
© DORNA WSBK ORGANIZATION Srl 2019

PIRELLI PERUGIA TIMING


Official Tyre Supplier



Official Timekeeper


Motul Argentinean Round, 11-12 October 2019
Chronological Analysis Tissot Superpole

San Juan Villicum Circuit 4.276 m

2 / 2

10° 33 M. MELANDRI (1'42.573)							
Lap	Seg.1	Seg.2	Seg.3	Seg.4	Lap Time	km/h	Local Time
1		27.884	29.149	27.499	266.7	13:02'11.920	
2	23.608	27.756	26.900	30.165	1'48.429	294.3	13:04'00.349
3	22.980	31.341	29.272	40.805	2'04.398P	296.7	13:06'04.747
4	5'06.013	27.322	27.485	29.383	6'30.203P	288.8	13:12'34.950
5	23.254	26.763	26.459	27.446	1'43.922	297.5	13:14'18.872
6	22.651	26.261	26.328	27.333	1'42.573	299.2	13:16'01.445
7	22.939	27.017	28.072	42.345	2'00.373P	287.2	13:18'01.818
8	2'39.600	28.084	30.570	29.162	4'07.416P	279.8	13:22'09.234
9	23.249	27.881	27.593	28.159	1'46.882	291.9	13:23'56.116
10	22.896	26.636	36.688	45.426	2'11.646P	295.1	13:26'07.762

10	1'29.480	26.950	27.660	27.514	2'51.604P	296.7	13:25'05.932
----	----------	--------	--------	---------------	-----------	-------	--------------

11° 2 L. CAMIER (1'42.605)							
Lap	Seg.1	Seg.2	Seg.3	Seg.4	Lap Time	km/h	Local Time
1		28.335	27.897	29.125	272.7	13:02'10.363	
2	22.695	26.453	26.722	27.323	1'43.193	297.5	13:03'53.556
3	22.819	26.462	26.710	27.396	1'43.387	297.5	13:05'36.943
4	24.202	26.550	26.672	39.812	1'57.236P	298.3	13:07'34.179
5	4'19.397	27.959	27.175	27.423	5'41.954P	291.1	13:13'16.133
6	22.493	26.824	26.478	31.574	1'47.369C	301.7	13:15'03.502
7	22.669	26.353	26.453	27.247	1'42.722	299.2	13:16'46.224
8	22.445	26.440	26.539	27.181	1'42.605	298.3	13:18'28.829
9	23.867	27.163	27.634	39.870	1'58.534P	278.4	13:20'27.363
10	1'51.448	27.313	27.960	29.093	3'15.814P	291.9	13:23'43.177
11	22.630	26.610	26.561	27.385	1'43.186	297.5	13:25'26.363

15° 23 R. KIYONARI (1'44.251)							
Lap	Seg.1	Seg.2	Seg.3	Seg.4	Lap Time	km/h	Local Time
1		28.188	29.052	29.037	266.7	13:02'26.636	
2	23.337	26.920	27.371	27.860	1'45.488	284.2	13:04'12.124
3	23.223	26.771	28.283	27.831	1'46.108	274.1	13:05'58.232
4	22.823	27.034	27.270	27.817	1'44.944	295.9	13:07'43.176
5	23.734	27.113	27.170	28.076	1'46.093	294.3	13:09'29.269
6	23.080	27.041	27.381	28.268	1'45.770	290.3	13:11'15.039
7	22.857	26.721	27.184	27.489	1'44.251	300.0	13:12'59.290
8	24.986	27.963	28.127	44.087	2'05.163P	288.0	13:15'04.453
9	3'50.604	29.528	28.068	28.922	5'17.122P	276.2	13:20'21.575
10	23.205	26.931	27.496	28.294	1'45.926	288.8	13:22'07.501
11	24.880	30.157	28.115	28.699	1'51.851	285.7	13:23'59.352
12	22.971	26.885	27.507	28.014	1'45.377	295.9	13:25'44.729

12° 81 J. TORRES (1'43.196)							
Lap	Seg.1	Seg.2	Seg.3	Seg.4	Lap Time	km/h	Local Time
1		27.382	27.311	27.382	283.5	13:02'15.098	
2	22.754	26.963	26.883	27.419	1'44.019	291.9	13:03'59.117
3	22.805	26.631	26.738	27.254	1'43.428	296.7	13:05'42.545
4	24.982	29.810	26.835	27.651	1'49.278	293.5	13:07'31.823
5	22.735	26.583	26.854	27.149	1'43.321	298.3	13:09'15.144
6	22.787	26.641	26.593	27.175	1'43.196	295.9	13:10'58.340
7	22.722	28.414	28.483	27.519	1'47.138	291.1	13:12'45.478
8	24.732	27.294	26.968	40.027	1'59.021P	294.3	13:14'44.499
9	6'57.782	32.979	30.210	46.844	8'47.815P	284.2	13:23'32.314

16° 50 E. LAVERTY (1'44.480)							
Lap	Seg.1	Seg.2	Seg.3	Seg.4	Lap Time	km/h	Local Time
1		28.296	29.215	29.226	274.1	13:02'25.648	
2	23.758	27.201	27.468	27.839	1'46.266	296.7	13:04'11.914
3	23.114	26.875	30.305	29.566	1'49.860	302.5	13:06'01.774
4	22.992	26.828	27.279	27.641	1'44.740	300.8	13:07'46.514
5	22.881	26.880	27.307	27.461	1'44.529	301.7	13:09'31.043
6	22.928	26.809	27.182	27.561	1'44.480	293.5	13:11'15.523
7	25.284	29.301	29.426	41.244	2'05.255P	275.5	13:13'20.778
8	6'26.635	28.887	28.734	28.349	7'52.605P	276.2	13:21'13.383
9	23.395	26.979	27.366	27.876	1'45.616	294.3	13:22'58.999
10	30.465	28.506	29.517	30.277	1'58.765	272.7	13:24'57.764
11	23.531	27.339	27.959	28.442	1'47.271	291.1	13:26'45.035

13° 66 T. SYKES (1'43.289)							
Lap	Seg.1	Seg.2	Seg.3	Seg.4	Lap Time	km/h	Local Time
1		28.477	33.653	35.926	260.9	13:02'34.122	
2	23.247	26.940	26.905	27.649	1'44.741	294.3	13:04'18.863
3	23.929	27.123	27.379	40.718	1'59.149P	291.1	13:06'18.012
4	4'36.458	27.040	27.128	27.581	5'58.207P	295.1	13:12'16.219
5	22.742	26.565	26.477	27.505	1'43.289	303.4	13:13'59.508
6	22.895	26.939	27.696	40.692	1'58.222P	289.5	13:15'57.730
7	5'09.286	28.055	27.325	27.679	6'32.345P	279.1	13:22'30.075
8	22.817	26.526	27.153	28.248	1'44.744	298.3	13:24'14.819
9	22.903	26.441	26.533	27.836	1'43.713	297.5	13:25'58.532

17° 28 M. REITERBERGER (1'44.943)							
Lap	Seg.1	Seg.2	Seg.3	Seg.4	Lap Time	km/h	Local Time
1		29.018	28.139	28.186	272.0	13:02'08.954	
2	22.961	26.863	34.087	28.269	1'52.180	299.2	13:04'01.134
3	22.969	26.724	27.015	28.235	1'44.943	296.7	13:05'46.077
4	23.062	27.826	27.064	28.136	1'46.088	294.3	13:07'32.165
5	22.875	26.598	29.438	40.669	1'59.580P	298.3	13:09'31.745
6	7'51.244	28.906	32.998	28.362	9'21.510P	276.9	13:18'53.255
7	23.014	26.912	27.515	28.419	1'45.860	293.5	13:20'39.115
8	23.103	26.763	26.994	28.513	1'45.373	295.1	13:22'24.488
9	26.549	30.108	28.067	29.582	1'54.306	291.9	13:24'18.794
10	24.029	29.029	28.884	42.163	2'04.105P	282.7	13:26'22.899

14° 91 L. HASLAM (1'43.893)							
Lap	Seg.1	Seg.2	Seg.3	Seg.4	Lap Time	km/h	Local Time
1		26.890	27.355	27.588	277.6	13:02'14.264	
2	23.310	27.052	29.023	28.459	1'47.844	295.9	13:04'02.108
3	22.621	26.253	26.994	28.025	1'43.893	293.5	13:05'46.001
4	24.598	27.313	26.656	28.521	1'47.088	287.2	13:07'33.089
5	22.412	26.137	30.813	28.943	1'48.305	305.1	13:09'21.394
6	22.612	27.773	26.875	40.463	1'57.723P	297.5	13:11'19.117
7	5'32.517	27.823	27.714	28.139	6'56.193P	290.3	13:18'15.310
8	22.629	40.874	29.529	27.518	2'00.550	246.6	13:20'15.860
9	22.920	27.221	27.918	40.409	1'58.468P	292.7	13:22'14.328

18° 76 L. BAZ (1'47.576)							
Lap	Seg.1	Seg.2	Seg.3	Seg.4	Lap Time	km/h	Local Time
1		27.922	27.113	1'25.609	287.2	13:03'11.926	
2	1'42.846	28.751	28.762	30.083	13'10.442P	262.8	13:16'22.368
3	23.528	27.363	28.144	28.541	1'47.576	270.7	13:18'09.944
4	25.119	32.733	28.485	41.671	2'08.008P	260.9	13:20'17.952

19° 36 L. MERCADO							
Lap	Seg.1	Seg.2	Seg.3	Seg.4	Lap Time	km/h	Local Time
1		30.174	34.400	41.711	254.7	13:02'30.950	

12/10/2019 P = Pits In/Out - C = Lap Time Cancelled

These data/results cannot be reproduced, stored and/or transmitted in whole or in part by any manner of electronic, mechanical, photocopying, recording, broadcasting or otherwise now known or herein after developed without the previous express consent by the copyright owner, except for reproduction in daily press and regular printed publications on sale to the public within 60 days of the event related to those data/results and always provided that copyright symbol appears together as follows below.

© DORNA WSBK ORGANIZATION Srl 2019

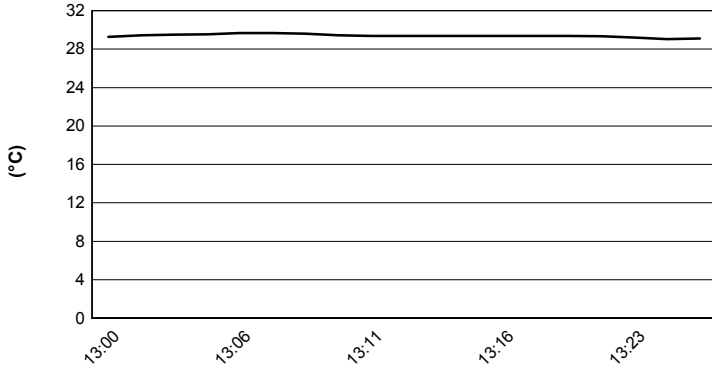
Motul Argentinean Round, 11-13 October 2019

Weather Report Tissot Superpole

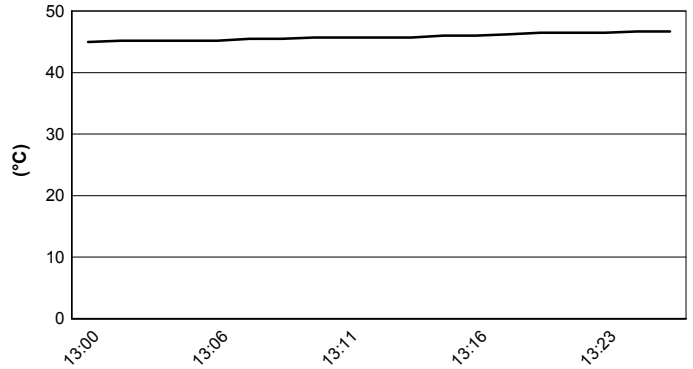
Session started 13:00 - Session ended 13:27

San Juan Villicum Circuit 4.276 m

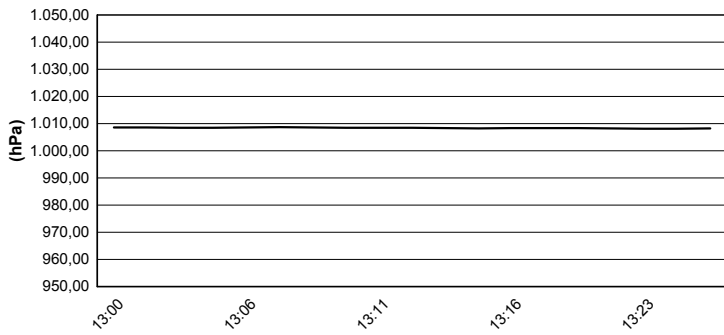
Air Temperature



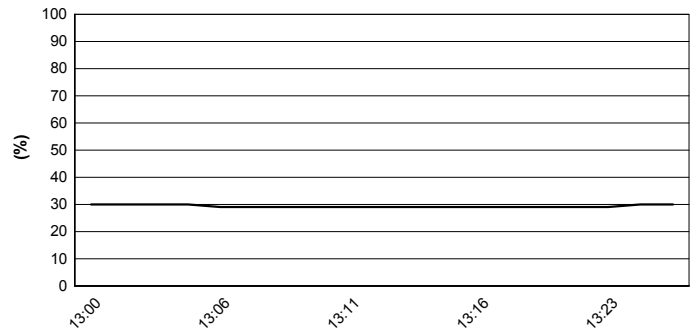
Track Temperature



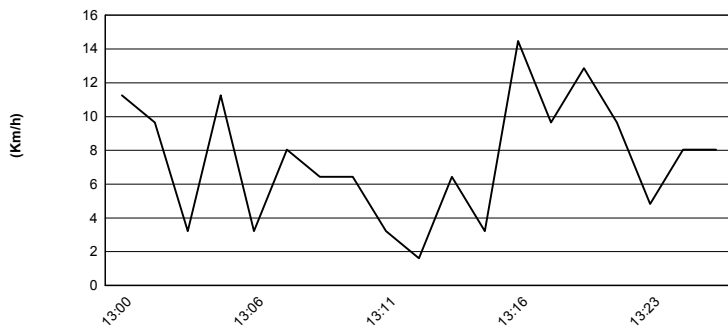
Air Pressure



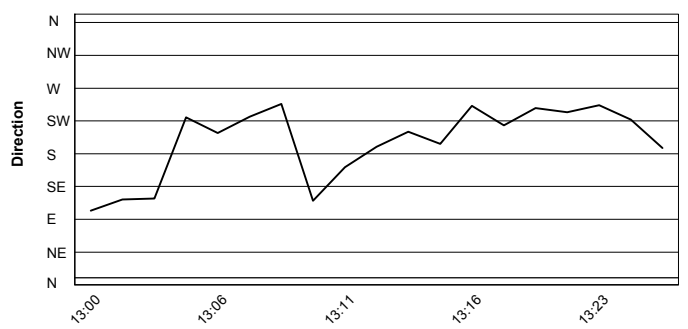
Humidity



Wind Speed



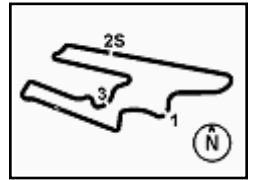
Wind Direction



12/10/2019

These data/results cannot be reproduced, stored and/or transmitted in whole or in part by any manner of electronic, mechanical, photocopying, recording, broadcasting or otherwise now known or herein after developed without the previous express consent by the copyright owner, except for reproduction in daily press and regular printed publications on sale to the public within 60 days of the event related to those data/results and always provided that copyright symbol appears together as follows below.

© DORNA WSBK ORGANIZATION Srl 2019



San Juan Villicum Circuit 4.276 m

Motul Argentinean Round, 11-13 October 2019

Starting Grid - Race 1

21 Laps x 4,276 km = 89,796 km

Pos	Number	Name	Team	Time	Pos
1	1	REA J.	Kawasaki	1'40.911	1
2	60	VAN DER MARK M.	Yamaha	1'40.896	1
3	19	BAUTISTA A.	Ducati	1'40.771	1
4	54	RAZGATLIOGLU T.	Kawasaki	1'41.234	2
5	22	LOWES A.	Yamaha	1'41.408	2
6	21	RINALDI M.	Ducati	1'42.061	2
7	7	DAVIES C.	Ducati	1'42.153	3
8	52	DELBIANCO A.	Honda	1'42.414	3
9	11	CORTESE S.	Yamaha	1'42.568	3
10	33	MELANDRI M.	Yamaha	1'42.573	4
11	2	CAMIER L.	Honda	1'42.605	4
12	81	TORRES J.	Kawasaki	1'43.196	4
13	66	SYKES T.	BMW	1'43.289	5
14	91	HASLAM L.	Kawasaki	1'43.893	5
15	23	KIYONARI R.	Honda	1'44.251	5
16	50	LAVERTY E.	Ducati	1'44.480	6
17	28	REITERBERGER M.	BMW	1'44.943	6
18	36	MERCADO L.	Kawasaki		6

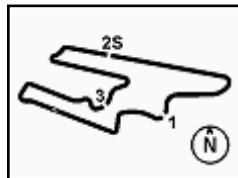
N.76 (Baz L.) will not take part in the race 1. Declared To Be Reviewed sunday morning

12/10/2019 The Race Director

These data/results cannot be reproduced, stored and/or transmitted in whole or in part by any manner of electronic, mechanical, photocopying, recording, broadcasting or otherwise now known or herein after developed without the previous express consent by the copyright owner, except for reproduction in daily press and regular printed publications on sale to the public within 60 days of the event related to those data/results and always provided that copyright symbol appears together as follows below.

© DORNA WSBK ORGANIZATION Srl 2019





Motul Argentinean Round, 11-13 October 2019

Tissot Superpole Ranking

San Juan Villicum Circuit 4.276 m

	2016	2017	2018	2019
01 Phillip Island Grand Prix Circuit	Sykes (Gbr) Kaw 1'30.020 (177,8 Km/h)	Rea (Gbr) Kaw 1'29.573 (178,6 Km/h)	Sykes (Gbr) Kaw 1'30.099 (177,6 Km/h)	Rea (Gbr) Kaw 1'29.413 (179,0 Km/h)
02 Chang International Circuit	van der Mark (Ned) Hon 1'33.452 (175,4 Km/h)	Rea (Gbr) Kaw 1'32.957 (176,4 Km/h)	Rea (Gbr) Kaw 1'32.814 (176,6 Km/h)	Bautista (Esp) Duc 1'31.912 (178,4 Km/h)
03 Motorland Aragon	Sykes (Gbr) Kaw 1'49.374 (167,1 Km/h)	Davies (Gbr) Duc 1'49.319 (167,2 Km/h)	Melandri (Ita) Duc 1'49.543 (166,8 Km/h)	Bautista (Esp) Duc 1'49.049 (167,6 Km/h)
04 TT Circuit Assen	Sykes (Gbr) Kaw 1'35.440 (171,3 Km/h)	Rea (Gbr) Kaw 1'33.505 (174,9 Km/h)	Lowes (Gbr) Yam 1'34.066 (173,8 Km/h)	Bautista (Esp) Duc 1'34.740 (172,6 Km/h)
05 Autodromo Internazionale Enzo e Dino	Davies (Gbr) Duc 1'45.598 (168,2 Km/h)	Davies (Gbr) Duc 1'45.662 (168,1 Km/h)	Rea (Gbr) Kaw 1'45.797 (167,9 Km/h)	Davies (Gbr) Duc 1'45.180 (168,8 Km/h)
06 Circuito de Jerez Ángel Nieto	Sykes (Gbr) Kaw 1'39.190 (160,5 Km/h)	Melandri (Ita) Duc 1'38.960 (160,9 Km/h)		Rea (Gbr) Kaw 1'38.247 (162,1 Km/h)
07 Misano World Circuit "Marco Simoncelli"	Sykes (Gbr) Kaw 1'34.037 (155,4 Km/h)	Sykes (Gbr) Kaw 1'33.662 (156,1 Km/h)	Sykes (Gbr) Kaw 1'33.640 (156,1 Km/h)	Rea (Gbr) Kaw 1'34.596 (154,5 Km/h)
08 Donington Park	Sykes (Gbr) Kaw 1'26.712 (0,0 Km/h)	Sykes (Gbr) Kaw 1'26.641 (0,0 Km/h)	Sykes (Gbr) Kaw 1'26.663 (0,0 Km/h)	Sykes (Gbr) Bmw 1'27.619 (0,0 Km/h)
09 WeatherTech Raceway Laguna Seca	Sykes (Gbr) Kaw 1'22.155 (158,2 Km/h)	Sykes (Gbr) Kaw 1'22.476 (157,6 Km/h)	Davies (Gbr) Duc 1'22.282 (157,9 Km/h)	Rea (Gbr) Kaw 1'21.876 (158,7 Km/h)
10 Autódromo Internacional do Algarve		Rea (Gbr) Kaw 1'41.430 (163,0 Km/h)	Lavery (Irl) Apr 1'40.705 (164,2 Km/h)	Rea (Gbr) Kaw 1'40.372 (164,7 Km/h)
11 Circuit de Nevers Magny-Cours	Rea (Gbr) Kaw 1'52.881 (134,7 Km/h)	Rea (Gbr) Kaw 1'56.555 (130,5 Km/h)	Sykes (Gbr) Kaw 1'35.696 (158,9 Km/h)	Rea (Gbr) Kaw 1'53.955 (133,5 Km/h)
12 Circuit San Juan Villicum			Melandri (Ita) Duc 1'39.012 (155,5 Km/h)	Bautista (Esp) Duc 1'40.771 (152,8 Km/h)
13 Losail International Circuit	Rea (Gbr) Kaw 1'56.356 (166,5 Km/h)	Rea (Gbr) Kaw 1'56.228 (166,6 Km/h)	Sykes (Gbr) Kaw 1'56.124 (166,8 Km/h)	

2019

- 6 J. Rea
- 4 **A. Bautista**
- 1 C. Davies
- 1 T. Sykes

ALL TIMES

- | | | | |
|---------------|----------------------|------------------|-------------------|
| 49 T. Sykes | 7 C. Davies | 3 E. Lavery | 1 S. Crafar |
| 43 T. Corser | 6 J. Kocinski | 2 A. Gobert | 1 R. Burnett |
| 26 T. Bayliss | 6 C. Crutchlow | 2 D. Tardozzi | 1 J. Reynolds |
| 22 J. Rea | 5 D. Giugliano | 2 A. Yanagawa | 1 S. Hislop |
| 21 C. Fogarty | 5 M. Biaggi | 2 M. Lucchinelli | 1 M. Mladin |
| 17 D. Polen | 4 F. Merkel | 2 B. Bostrom | 1 R. Xaus |
| 16 N. Hodgson | 4 J. Toseland | 2 B. Monti | 1 M. Tamada |
| 15 C. Edwards | 4 S. Guintoli | 2 M. Campbell | 1 L. Lanzi |
| 11 B. Spies | 4 M. Melandri | 2 Y. Nagai | 1 M. Fabrizio |
| 10 P. Chili | 4 A. Bautista | 2 M. Neukirchner | 1 A. Badovini |
| 10 C. Checa | 3 S. Mertens | 2 L. Baz | 1 F. Nieto |
| 9 R. Roche | 3 R. Phillis | 1 M. Doohan | 1 T. Hill |
| 8 G. Falappa | 3 S. Martin | 1 D. Chandler | 1 A. Lowes |
| 8 S. Russell | 3 C. Vermeulen | 1 P. Goddard | 1 J. Hopkins |
| 8 A. Slight | 3 Y. Kagayama | 1 M. Dowson | 1 M. van der Mark |
| 7 N. Haga | 3 L. Haslam | 1 A. Vieira | 1 I. Jaitovich |
| 7 R. Laconi | 3 J. Smrz | 1 T. Kipp | |

12/10/2019

These data/results cannot be reproduced, stored and/or transmitted in whole or in part by any manner of electronic, mechanical, photocopying, recording, broadcasting or otherwise now known or herein after developed without the previous express consent by the copyright owner, except for reproduction in daily press and regular printed publications on sale to the public within 60 days of the event related to those data/results and always provided that copyright symbol appears together as follows below.

© DORNA WSBK ORGANIZATION Srl 2019

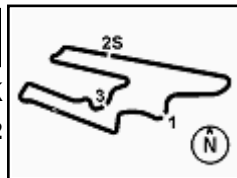
FICR PERUGIA TIMING



Official Tyre Supplier



Official Timekeeper



Motul Argentinean Round, 11-13 October 2019

Tissot Superpole Award

San Juan Villicum Circuit 4.276 m

	Points	Points From First	Points From Previous	February 24	March 17	April 7	April 14	May 12	June 9	June 23	July 7	July 14	September 8	September 29	October 13	October 26				
				PHILLIP ISLAND	BURIRAM	ARAGON	ASSEN	IMOLA	JEREZ	MISANO	DONINGTON PARK	LAGUNA SECA	PORTIMAO	MAGNY COURS	SAN JUAN	LOSAIL				
1 REA Jonathan (GBR)	203			12 9	9 9	9	2	9 12	12 6	12 5	9 12	12 12	12 12	12 9	7					
2 BAUTISTA Alvaro (ESP)	178	25		7 12	12 12	12 12	12	7 7	9 12	5 12	4 6	7	4 9	5	12					
3 LOWES Alex (GBR)	111	92	67	5 6	7 7	6 7	6	5 5	6	6 9	2 4	2 4	5 7	3 4	5					
4 HASLAM Leon (GBR)	107	96	4	9 7	5 5	3	5	6 4	5 4	4 7	7 7	5 5	6 5	7 1						
5 SYKES Tom (GBR)	91	112	16	6	4	7 5	4	4 2	4 5	7	12	6 7	9 3	4 2						
6 VAN DER MARK Michael (NED)	74	129	17	3 5	6		9	2 6	3 9				4	9 7	9					
7 DAVIES Chaz (GBR)	66	137	8		1 2	2 6	3	12 9		1	3	9 9		6	3					
8 RAZGATLIOGLU Toprak (TUR)	59	144	7		1		1	3	3	6	3 9	3 6	6	12	6					
9 CORTESE Sandro (GER)	47	156	12	4 3	6 3	9 1			1 1	9			7 2		1					
10 MELANDRI Marco (ITA)	33	170	14	1 4	3 4				7 7	4	1		2							
11 RINALDI Michael Ruben (ITA)	25	178	8	2 2		5				3 3				6	4					
12 BAZ Loris (FRA)	23	180	2								5 5	1 3	1	5 3						
13 TORRES Jordi (ESP)	19	184	4			1 2		1 1	2 2		1	4 2	3							
14 REITERBERGER Markus (GER)	14	189	5			3	7	3					1							
15 LAVERTY Eugene (IRL)	13	190	1	1	2	4 4								2						
16 HICKMAN Peter (GBR)	6	197	7								6									
17 PIRRO Michele (ITA)	4	199	2							2 2										
18 DELBIANCO Alessandro (ITA)	2	201	2												2					
19 MERCADO Leandro (ARG)	2	201	0							1		1								
20 KIYONARI Ryuichi (JPN)	1	202	1											1						

12/10/2019 Odd points columns: Tissot Superpole Even points columns: Tissot Superpole Race

These data/results cannot be reproduced, stored and/or transmitted in whole or in part by any manner of electronic, mechanical, photocopying, recording, broadcasting or otherwise now known or herein after developed without the previous express consent by the copyright owner, except for reproduction in daily press and regular printed publications on sale to the public within 60 days of the event related to those data/results and always provided that copyright symbol appears together as follows below.

© DORNA WSBK ORGANIZATION Srl 2019

