

Motul Argentinean Round, 11-13 October 2019

Results Warm Up

San Juan Villicum Circuit 4.276 m

1 / 2

No.	Rider	Nat	Team	Bike	Class	Time	Gap	Rel.	Laps	Speed	
										Avg	Max
1	1 J. REA	GBR	Kawasaki Racing Team WorldSBK	Kawasaki ZX-10RR		1'37.784			8	157,425	311,2
2	54 T. RAZGATLIOGLU	TUR	Turkish Puccetti Racing	Kawasaki ZX-10RR	IND	1'38.669	0.885	0.885	8	156,013	305,1
3	7 C. DAVIES	GBR	ARUBA.IT Racing - Ducati	Ducati Panigale V4 R		1'38.704	0.920	0.035	8	155,957	311,2
4	60 M. VAN DER MARK	NED	Pata Yamaha WorldSBK Team	Yamaha YZF R1		1'39.010	1.226	0.306	8	155,475	303,4
5	11 S. CORTESE	GER	GRT Yamaha WorldSBK	Yamaha YZF R1	IND	1'39.032	1.248	0.022	8	155,441	300,8
6	22 A. LOWES	GBR	Pata Yamaha WorldSBK Team	Yamaha YZF R1		1'39.042	1.258	0.010	8	155,425	305,1
7	19 A. BAUTISTA	ESP	ARUBA.IT Racing - Ducati	Ducati Panigale V4 R		1'39.093	1.309	0.051	8	155,345	305,1
8	66 T. SYKES	GBR	BMW Motorrad WorldSBK Team	BMW S1000 RR		1'39.227	1.443	0.134	8	155,135	304,2
9	21 M. RINALDI	ITA	BARNI Racing Team	Ducati Panigale V4 R	IND	1'39.275	1.491	0.048	8	155,060	307,7
10	91 L. HASLAM	GBR	Kawasaki Racing Team WorldSBK	Kawasaki ZX-10RR		1'39.563	1.779	0.288	8	154,612	303,4
11	36 L. MERCADO	ARG	Orelac Racing VerdNatura	Kawasaki ZX-10RR	IND	1'39.617	1.833	0.054	8	154,528	300,0
12	2 L. CAMIER	GBR	Moriwaki Althea Honda Team	Honda CBR1000RR		1'39.727	1.943	0.110	8	154,357	303,4
13	33 M. MELANDRI	ITA	GRT Yamaha WorldSBK	Yamaha YZF R1	IND	1'39.771	1.987	0.044	8	154,289	303,4
14	76 L. BAZ	FRA	Ten Kate Racing - Yamaha	Yamaha YZF R1	IND	1'39.792	2.008	0.021	6	154,257	296,7
15	81 J. TORRES	ESP	Team Pedercini Racing	Kawasaki ZX-10RR	IND	1'39.976	2.192	0.184	8	153,973	300,0
16	28 M. REITERBERGER	GER	BMW Motorrad WorldSBK Team	BMW S1000 RR		1'40.353	2.569	0.377	8	153,395	301,7
17	50 E. LAVERTY	IRL	Team GoEleven	Ducati Panigale V4 R	IND	1'40.443	2.659	0.090	8	153,257	307,7
18	23 R. KIYONARI	JPN	Moriwaki Althea Honda Team	Honda CBR1000RR		1'40.850	3.066	0.407	8	152,639	301,7
19	52 A. DELBIANCO	ITA	Althea Mie Racing Team	Honda CBR1000RR	IND	1'41.261	3.477	0.411	8	152,019	292,7

Qualifying Lap Time (107% of 1'37.784): 1'44.630

AIR	Humidity:	29%	Temp:	18°C
TRACK	Condition:	Dry	Temp:	26°C

Records	Pole	(SP2)	2018	M.Melandri	1'39.012	155,470	Km/h
	Race	(RC1)	2018	J.Rea	1'39.175	155,220	Km/h
	All Times	(SP2)	2018	M.Melandri	1'39.012	155,470	Km/h

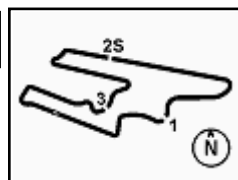
Start
13/10/2019 11:00

End
11:16

The results are provisional until the end of the time limit for protests and appeals and the completion of the technical checks.

These data/results cannot be reproduced, stored and/or transmitted in whole or in part by any manner of electronic, mechanical, photocopying, recording, broadcasting or otherwise now known or herein after developed without the previous express consent by the copyright owner, except for reproduction in daily press and regular printed publications on sale to the public within 60 days of the event related to those data/results and always provided that copyright symbol appears together as follows below.

© DORNA WSBK ORGANIZATION Srl 2019



Motul Argentinean Round, 11-13 October 2019

Results Warm Up

Session Highlights

Local Time	No. Rider	Description
11.00.00		Start
11.00.03		WorldSBK Pit Intervention Time: 1min 28secs
11.16.58		End Of Session

Fastest Laps Sequence

No.	Rider	Nat	Team	Bike	Local Time	Time	Gap	Avg
1	J. REA	GBR	Kawasaki Racing Team WorldSBK	Kawasaki ZX-10RR	11:03'41.866	1'39.295		155,029
54	T. RAZGATLIOGLU	TUR	Turkish Puccetti Racing	Kawasaki ZX-10RR	11:03'42.094	1'39.252	-0.043	155,096
1	J. REA	GBR	Kawasaki Racing Team WorldSBK	Kawasaki ZX-10RR	11:05'20.490	1'38.624	-0.628	156,084
1	J. REA	GBR	Kawasaki Racing Team WorldSBK	Kawasaki ZX-10RR	11:11'29.910	1'38.455	-0.169	156,352
1	J. REA	GBR	Kawasaki Racing Team WorldSBK	Kawasaki ZX-10RR	11:13'07.694	1'37.784	-0.671	157,425

13/10/2019 Start End The results are provisional until the end of the time limit for protests and appeals
 11:00 11:16 and the completion of the technical checks.

These data/results cannot be reproduced, stored and/or transmitted in whole or in part by any manner of electronic, mechanical, photocopying, recording, broadcasting or otherwise now known or herein after developed without the previous express consent by the copyright owner, except for reproduction in daily press and regular printed publications on sale to the public within 60 days of the event related to those data/results and always provided that copyright symbol appears together as follows below.

© DORNA WSBK ORGANIZATION Srl 2019

Motul Argentinean Round, 11-13 October 2019

Best Sectors & Speed Warm Up

San Juan Villicum Circuit 4.276 m

BEST LAP			
1	1 J. REA	Kawasaki ZX-10RR	1'37.784
2	54 T. RAZGATLIOGLU	Kawasaki ZX-10RR	1'38.669
3	7 C. DAVIES	Ducati Panigale V4 R	1'38.704
4	60 M. VAN DER MARK	Yamaha YZF R1	1'39.010
5	11 S. CORTESE	Yamaha YZF R1	1'39.032
6	22 A. LOWES	Yamaha YZF R1	1'39.042
7	19 A. BAUTISTA	Ducati Panigale V4 R	1'39.093
8	66 T. SYKES	BMW S1000 RR	1'39.227
9	21 M. RINALDI	Ducati Panigale V4 R	1'39.275
10	91 L. HASLAM	Kawasaki ZX-10RR	1'39.563
11	36 L. MERCADO	Kawasaki ZX-10RR	1'39.617
12	2 L. CAMIER	Honda CBR1000RR	1'39.727
13	33 M. MELANDRI	Yamaha YZF R1	1'39.771
14	76 L. BAZ	Yamaha YZF R1	1'39.792
15	81 J. TORRES	Kawasaki ZX-10RR	1'39.976
16	28 M. REITERBERGER	BMW S1000 RR	1'40.353
17	50 E. LAVERTY	Ducati Panigale V4 R	1'40.443
18	23 R. KIYONARI	Honda CBR1000RR	1'40.850
19	52 A. DELBIANCO	Honda CBR1000RR	1'41.261

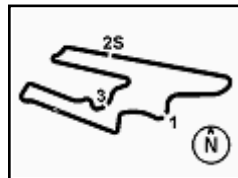
SPEED			
1	1 J. REA	Kawasaki ZX-10RR	311.2
2	7 C. DAVIES	Ducati Panigale V4 R	311.2
3	50 E. LAVERTY	Ducati Panigale V4 R	307.7
4	21 M. RINALDI	Ducati Panigale V4 R	307.7
5	54 T. RAZGATLIOGLU	Kawasaki ZX-10RR	305.1
6	22 A. LOWES	Yamaha YZF R1	305.1
7	19 A. BAUTISTA	Ducati Panigale V4 R	305.1
8	66 T. SYKES	BMW S1000 RR	304.2
9	60 M. VAN DER MARK	Yamaha YZF R1	303.4
10	2 L. CAMIER	Honda CBR1000RR	303.4
11	33 M. MELANDRI	Yamaha YZF R1	303.4
12	91 L. HASLAM	Kawasaki ZX-10RR	303.4
13	28 M. REITERBERGER	BMW S1000 RR	301.7
14	23 R. KIYONARI	Honda CBR1000RR	301.7
15	11 S. CORTESE	Yamaha YZF R1	300.8
16	36 L. MERCADO	Kawasaki ZX-10RR	300.0
17	81 J. TORRES	Kawasaki ZX-10RR	300.0
18	76 L. BAZ	Yamaha YZF R1	296.7
19	52 A. DELBIANCO	Honda CBR1000RR	292.7

SEG. 1			SEG. 2			SEG. 3			SEG. 4		
1	1 J. REA	21.411	1	1 J. REA	25.156	1	1 J. REA	25.234	1	1 J. REA	25.932
2	19 A. BAUTISTA	21.503	2	19 A. BAUTISTA	25.190	2	7 C. DAVIES	25.417	2	11 S. CORTESE	25.951
3	7 C. DAVIES	21.532	3	7 C. DAVIES	25.388	3	54 T. RAZGATLIOGLU	25.429	3	54 T. RAZGATLIOGLU	26.030
4	60 M. VAN DER MARK	21.625	4	22 A. LOWES	25.429	4	11 S. CORTESE	25.562	4	60 M. VAN DER MARK	26.097
5	66 T. SYKES	21.641	5	66 T. SYKES	25.509	5	66 T. SYKES	25.576	5	21 M. RINALDI	26.140
6	22 A. LOWES	21.646	6	54 T. RAZGATLIOGLU	25.538	6	22 A. LOWES	25.639	6	76 L. BAZ	26.196
7	33 M. MELANDRI	21.646	7	60 M. VAN DER MARK	25.554	7	91 L. HASLAM	25.669	7	36 L. MERCADO	26.230
8	54 T. RAZGATLIOGLU	21.671	8	91 L. HASLAM	25.580	8	60 M. VAN DER MARK	25.674	8	81 J. TORRES	26.246
9	76 L. BAZ	21.682	9	21 M. RINALDI	25.596	9	33 M. MELANDRI	25.713	9	66 T. SYKES	26.267
10	2 L. CAMIER	21.684	10	11 S. CORTESE	25.612	10	21 M. RINALDI	25.752	10	22 A. LOWES	26.273
11	11 S. CORTESE	21.711	11	2 L. CAMIER	25.639	11	76 L. BAZ	25.801	11	2 L. CAMIER	26.277
12	21 M. RINALDI	21.744	12	36 L. MERCADO	25.648	12	36 L. MERCADO	25.829	12	7 C. DAVIES	26.329
13	91 L. HASLAM	21.761	13	33 M. MELANDRI	25.717	13	81 J. TORRES	25.831	13	33 M. MELANDRI	26.363
14	36 L. MERCADO	21.787	14	81 J. TORRES	25.768	14	2 L. CAMIER	25.872	14	28 M. REITERBERGER	26.388
15	81 J. TORRES	21.858	15	50 E. LAVERTY	25.804	15	19 A. BAUTISTA	25.912	15	19 A. BAUTISTA	26.398
16	23 R. KIYONARI	21.983	16	76 L. BAZ	25.846	16	50 E. LAVERTY	26.014	16	91 L. HASLAM	26.440
17	50 E. LAVERTY	22.043	17	28 M. REITERBERGER	25.862	17	28 M. REITERBERGER	26.035	17	50 E. LAVERTY	26.493
18	28 M. REITERBERGER	22.046	18	23 R. KIYONARI	25.899	18	52 A. DELBIANCO	26.053	18	23 R. KIYONARI	26.516
19	52 A. DELBIANCO	22.076	19	52 A. DELBIANCO	26.216	19	23 R. KIYONARI	26.253	19	52 A. DELBIANCO	26.593

13/10/2019

These data/results cannot be reproduced, stored and/or transmitted in whole or in part by any manner of electronic, mechanical, photocopying, recording, broadcasting or otherwise now known or herein after developed without the previous express consent by the copyright owner, except for reproduction in daily press and regular printed publications on sale to the public within 60 days of the event related to those data/results and always provided that copyright symbol appears together as follows below.

© DORNA WSBK ORGANIZATION Srl 2019



Motul Argentinean Round, 11-13 October 2019

Ideal Times Warm Up

San Juan Villicum Circuit 4.276 m

No.	Rider	Nat	Bike	Seg. 1	Seg. 2	Seg. 3	Seg. 4	Ideal Time		
				Diff. 1	Diff. 2	Diff. 3	Diff. 4	Best Lap	Pos.	Diff.
1	1 J. REA	GBR	Kawasaki ZX-10RR	21.411 +0.009	25.156 +0.042	25.234	25.932	1'37.733 1'37.784	1	0.051
2	7 C. DAVIES	GBR	Ducati Panigale V4 R	21.532	25.388 +0.038	25.417	26.329	1'38.666 1'38.704	3	0.038
3	54 T. RAZGATLIOGLU	TUR	Kawasaki ZX-10RR	21.671	25.538 +0.001	25.429	26.030	1'38.668 1'38.669	2	0.001
4	11 S. CORTESE	GER	Yamaha YZF R1	21.711	25.612 +0.012	25.562	25.951 +0.184	1'38.836 1'39.032	5	0.196
5	60 M. VAN DER MARK	NED	Yamaha YZF R1	21.625 +0.027	25.554 +0.019	25.674 +0.014	26.097	1'38.950 1'39.010	4	0.060
6	22 A. LOWES	GBR	Yamaha YZF R1	21.646	25.429 +0.055	25.639	26.273	1'38.987 1'39.042	6	0.055
7	66 T. SYKES	GBR	BMW S1000 RR	21.641 +0.041	25.509	25.576	26.267 +0.193	1'38.993 1'39.227	8	0.234
8	19 A. BAUTISTA	ESP	Ducati Panigale V4 R	21.503	25.190 +0.090	25.912	26.398	1'39.003 1'39.093	7	0.090
9	21 M. RINALDI	ITA	Ducati Panigale V4 R	21.744	25.596 +0.043	25.752	26.140	1'39.232 1'39.275	9	0.043
10	33 M. MELANDRI	ITA	Yamaha YZF R1	21.646 +0.283	25.717 +0.049	25.713	26.363	1'39.439 1'39.771	13	0.332
11	91 L. HASLAM	GBR	Kawasaki ZX-10RR	21.761 +0.003	25.580 +0.110	25.669	26.440	1'39.450 1'39.563	10	0.113
12	2 L. CAMIER	GBR	Honda CBR1000RR	21.684 +0.023	25.639 +0.166	25.872	26.277 +0.066	1'39.472 1'39.727	12	0.255
13	36 L. MERCADO	ARG	Kawasaki ZX-10RR	21.787 +0.058	25.648	25.829	26.230 +0.065	1'39.494 1'39.617	11	0.123
14	76 L. BAZ	FRA	Yamaha YZF R1	21.682 +0.176	25.846 +0.091	25.801	26.196	1'39.525 1'39.792	14	0.267
15	81 J. TORRES	ESP	Kawasaki ZX-10RR	21.858 +0.023	25.768 +0.124	25.831 +0.021	26.246 +0.105	1'39.703 1'39.976	15	0.273
16	28 M. REITERBERGER	GER	BMW S1000 RR	22.046 +0.004	25.862 +0.018	26.035	26.388	1'40.331 1'40.353	16	0.022
17	50 E. LAVERTY	IRL	Ducati Panigale V4 R	22.043	25.804 +0.029	26.014 +0.060	26.493	1'40.354 1'40.443	17	0.089
18	23 R. KIYONARI	JPN	Honda CBR1000RR	21.983 +0.098	25.899 +0.101	26.253	26.516	1'40.651 1'40.850	18	0.199
19	52 A. DELBIANCO	ITA	Honda CBR1000RR	22.076 +0.113	26.216	26.053 +0.210	26.593	1'40.938 1'41.261	19	0.323
Overall Ideal Time				21.411	25.156	25.234	25.932	1'37.733		

13/10/2019

These data/results cannot be reproduced, stored and/or transmitted in whole or in part by any manner of electronic, mechanical, photocopying, recording, broadcasting or otherwise now known or herein after developed without the previous express consent by the copyright owner, except for reproduction in daily press and regular printed publications on sale to the public within 60 days of the event related to those data/results and always provided that copyright symbol appears together as follows below.

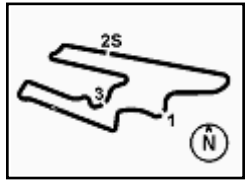
© DORNA WSBK ORGANIZATION Srl 2019

FICR PERUGIA TIMING


Official Tyre Supplier



Official Timekeeper



Motul Argentinean Round, 11-13 October 2019 Chronological Analysis Warm Up

San Juan Villicum Circuit 4.276 m

2 / 2

3	22.201	25.844	25.916	26.312	1'40.273	298,3	11:05'26.772	7	22.046	25.862	26.069	26.605	1'40.582	300,8	11:12'28.096
4	22.071	25.757	25.948	26.325	1'40.101	296,7	11:07'06.873	8	26.455	27.174	26.381	26.561	1'46.571	294,3	11:14'14.667
5	21.924	25.666	25.929	26.230	1'39.749	298,3	11:08'46.622	9	22.050	25.880	26.035	26.388	1'40.353	301,7	11:15'55.020
6	21.787	25.831	25.899	26.358	1'39.875	298,3	11:10'26.497								
7	21.845	25.648	25.829	26.295	1'39.617	300,0	11:12'06.114								
8	21.836	25.821	26.175	26.403	1'40.235	296,7	11:13'46.349								
9	24.322	26.779	26.244	26.470	1'43.815	298,3	11:15'30.164								

12° 2 L. CAMIER (1'39.727)							
Lap	Seg.1	Seg.2	Seg.3	Seg.4	Lap Time	km/h	Local Time
1		28.320	27.443	27.545		283,5	11:02'09.816
2	22.404	26.342	26.692	33.211	1'48.649	298,3	11:03'58.465
3	22.555	25.869	25.991	26.458	1'40.873	300,8	11:05'39.338
4	21.881	25.827	26.246	26.415	1'40.369	292,7	11:07'19.707
5	21.707	25.805	25.872	26.343	1'39.727	302,5	11:08'59.434
6	30.126	25.962	26.043	26.277	1'48.408	303,4	11:10'47.842
7	21.871	26.901	29.370	30.154	1'48.296	296,7	11:12'36.138
8	21.684	25.639	26.603	26.422	1'40.348	302,5	11:14'16.486
9	21.822	25.790	30.551	32.397	1'50.560	301,7	11:16'07.046

13° 33 M. MELANDRI (1'39.771)							
Lap	Seg.1	Seg.2	Seg.3	Seg.4	Lap Time	km/h	Local Time
1		27.766	27.896	28.025		282,0	11:02'08.166
2	22.694	28.429	27.821	27.353	1'46.297	251,2	11:03'54.463
3	22.205	25.920	25.887	26.572	1'40.584	300,0	11:05'35.047
4	24.247	27.603	28.747	27.236	1'47.833	300,0	11:07'22.880
5	21.929	25.766	25.713	26.363	1'39.771	301,7	11:09'02.651
6	23.765	29.686	28.784	27.168	1'49.403	275,5	11:10'52.054
7	21.880	25.808	25.725	26.437	1'39.850	299,2	11:12'31.904
8	21.646	26.075	32.166	26.721	1'46.608	302,5	11:14'18.512
9	21.706	25.717	25.901	26.494	1'39.818	303,4	11:15'58.330

14° 76 L. BAZ (1'39.792)							
Lap	Seg.1	Seg.2	Seg.3	Seg.4	Lap Time	km/h	Local Time
1		28.727	29.020	28.873		257,8	11:02'33.478
2	22.539	26.568	26.524	26.564	1'42.195	279,1	11:04'15.673
3	22.282	26.036	26.015	26.673	1'41.006	291,1	11:05'56.679
4	21.862	25.870	25.994	26.238	1'39.964	293,5	11:07'36.643
5	21.858	25.937	25.801	26.196	1'39.792	295,1	11:09'16.435
6	21.682	25.846	26.284	26.483	1'40.295	296,7	11:10'56.730
7	24.661	27.853	28.206	41.282	2'02.002P	266,0	11:12'58.732

15° 81 J. TORRES (1'39.976)							
Lap	Seg.1	Seg.2	Seg.3	Seg.4	Lap Time	km/h	Local Time
1		27.489	27.650	27.769		291,1	11:02'23.992
2	22.636	26.318	26.930	26.743	1'42.627	291,1	11:04'06.619
3	22.301	26.051	26.312	26.446	1'41.110	298,3	11:05'47.729
4	21.895	25.825	26.095	26.353	1'40.168	299,2	11:07'27.897
5	22.185	25.953	28.352	27.324	1'43.814	295,1	11:09'11.711
6	21.991	25.851	25.831	27.182	1'40.855	299,2	11:10'52.566
7	22.074	30.123	27.798	26.446	1'46.441	293,5	11:12'39.007
8	21.858	25.768	26.133	26.246	1'40.005	299,2	11:14'19.012
9	21.881	25.892	25.852	26.351	1'39.976	300,0	11:15'58.988

16° 28 M. REITERBERGER (1'40.353)							
Lap	Seg.1	Seg.2	Seg.3	Seg.4	Lap Time	km/h	Local Time
1		27.880	28.249	27.646		286,5	11:02'08.903
2	22.677	26.553	26.906	27.194	1'43.330	300,0	11:03'52.233
3	22.645	26.077	26.487	26.785	1'41.994	295,9	11:05'34.227
4	22.834	26.329	27.377	27.052	1'43.592	301,7	11:07'17.819
5	28.173	27.720	26.195	26.666	1'48.754	300,0	11:09'06.573
6	22.145	26.023	26.120	26.653	1'40.941	301,7	11:10'47.514

17° 50 E. LAVERTY (1'40.443)							
Lap	Seg.1	Seg.2	Seg.3	Seg.4	Lap Time	km/h	Local Time
1		28.487	28.185	28.037		276,2	11:02'12.306
2	22.599	26.329	26.616	26.946	1'42.490	300,8	11:03'54.796
3	22.517	25.987	26.100	26.525	1'41.129	304,2	11:05'35.925
4	22.281	29.507	26.709	26.793	1'45.290	303,4	11:07'21.215
5	22.188	25.987	26.044	26.936	1'41.155	307,7	11:09'02.370
6	22.043	25.833	26.074	26.493	1'40.443	306,8	11:10'42.813
7	22.199	25.894	26.233	28.675	1'43.001	301,7	11:12'25.814
8	22.097	25.872	26.014	26.721	1'40.704	304,2	11:14'06.518
9	22.110	25.804	26.093	26.647	1'40.654	306,8	11:15'47.172

18° 23 R. KIYONARI (1'40.850)							
Lap	Seg.1	Seg.2	Seg.3	Seg.4	Lap Time	km/h	Local Time
1		28.345	28.188	27.927		264,7	11:02'19.183
2	22.727	26.496	26.939	27.454	1'43.616	295,9	11:04'02.799
3	22.660	26.328	26.883	27.024	1'42.895	298,3	11:05'45.694
4	22.451	25.899	26.574	27.003	1'41.927	299,2	11:07'27.621
5	22.236	26.012	26.313	26.700	1'41.261	299,2	11:09'08.882
6	22.179	26.001	26.396	26.540	1'41.116	289,5	11:10'49.998
7	22.081	26.000	26.253	26.516	1'40.850	300,8	11:12'30.848
8	21.983	26.015	26.351	26.688	1'41.037	301,7	11:14'11.885
9	30.745	27.039	27.052	27.036	1'51.872	299,2	11:16'03.757

19° 52 A. DELBIANCO (1'41.261)							
Lap	Seg.1	Seg.2	Seg.3	Seg.4	Lap Time	km/h	Local Time
1		27.342	27.697	27.240		288,0	11:02'06.069
2	22.597	26.607	29.459	27.184	1'45.847	288,0	11:03'51.916
3	22.413	26.313	26.467	26.910	1'42.103	288,8	11:05'34.019
4	22.334	26.240	26.328	26.757	1'41.659	289,5	11:07'15.678
5	24.187	28.053	26.070	26.708	1'45.018	292,7	11:09'00.696
6	22.189	26.216	26.263	26.593	1'41.261	290,3	11:10'41.957
7	22.364	26.299	26.253	26.717	1'41.633	288,0	11:12'23.590
8	24.811	26.280	26.327	26.701	1'44.119	288,8	11:14'07.709
9	22.076	26.294	26.053	26.878	1'41.301	289,5	11:15'49.010

13/10/2019

P = Pits In/Out - C = Lap Time Cancelled

These data/results cannot be reproduced, stored and/or transmitted in whole or in part by any manner of electronic, mechanical, photocopying, recording, broadcasting or otherwise now known or herein after developed without the previous express consent by the copyright owner, except for reproduction in daily press and regular printed publications on sale to the public within 60 days of the event related to those data/results and always provided that copyright symbol appears together as follows below.

© DORNA WSBK ORGANIZATION Srl 2019

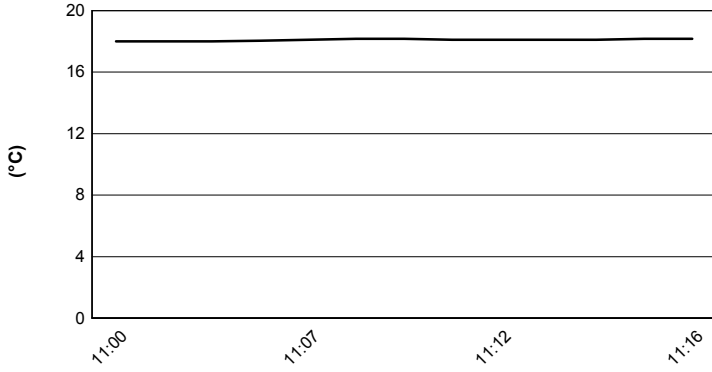
Motul Argentinean Round, 11-13 October 2019

Weather Report Warm Up


Session started 11:00 - Session ended 11:16

San Juan Villicum Circuit 4.276 m


Air Temperature




Track Temperature



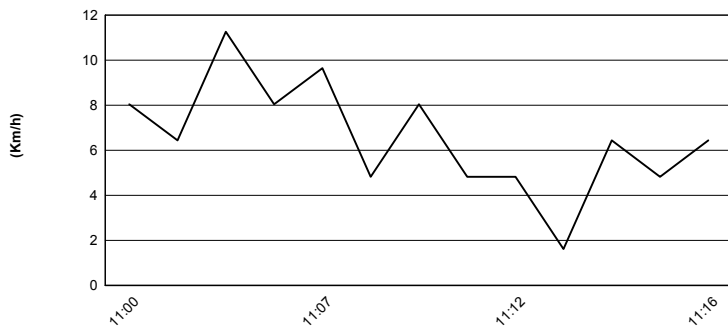
Air Pressure



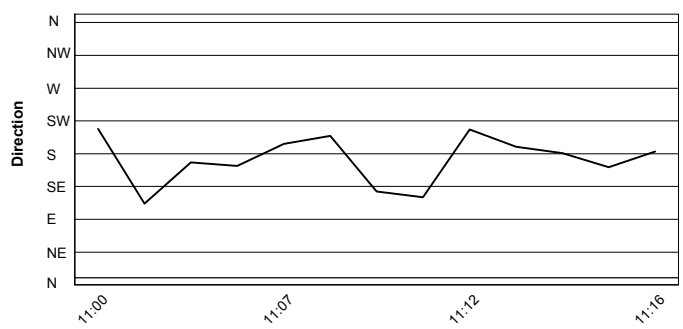
Humidity



Wind Speed



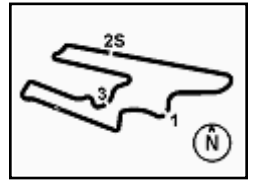
Wind Direction



13/10/2019

These data/results cannot be reproduced, stored and/or transmitted in whole or in part by any manner of electronic, mechanical, photocopying, recording, broadcasting or otherwise now known or herein after developed without the previous express consent by the copyright owner, except for reproduction in daily press and regular printed publications on sale to the public within 60 days of the event related to those data/results and always provided that copyright symbol appears together as follows below.

© DORNA WSBK ORGANIZATION Srl 2019



Motul Argentinean Round, 11-13 October 2019

Starting Grid - Tissot Superpole Race

San Juan Villicum Circuit 4.276 m

10 Laps x 4,276 km = 42,760 km

Pos	Number	Name	Team	Time	Grid
1	1	REA J.	Kawasaki	1'40.911	1
2	60	VAN DER MARK M.	Yamaha	1'40.896	2
3	19	BAUTISTA A.	Ducati	1'40.771	3
4	54	RAZGATLIOGLU T.	Kawasaki	1'41.234	4
5	22	LOWES A.	Yamaha	1'41.408	5
6	21	RINALDI M.	Ducati	1'42.061	6
7	7	DAVIES C.	Ducati	1'42.153	7
8	52	DELBIANCO A.	Honda	1'42.414	8
9	11	CORTESE S.	Yamaha	1'42.568	9
10	33	MELANDRI M.	Yamaha	1'42.573	10
11	2	CAMIER L.	Honda	1'42.605	11
12	81	TORRES J.	Kawasaki	1'43.196	12
13	66	SYKES T.	BMW	1'43.289	13
14	91	HASLAM L.	Kawasaki	1'43.893	14
15	23	KIYONARI R.	Honda	1'44.251	15
16	50	LAVERTY E.	Ducati	1'44.480	16
17	28	REITERBERGER M.	BMW	1'44.943	17
18	76	BAZ L.	Yamaha	1'47.576	18
19	36	MERCADO L.	Kawasaki		19

13/10/2019 The Race Director

These data/results cannot be reproduced, stored and/or transmitted in whole or in part by any manner of electronic, mechanical, photocopying, recording, broadcasting or otherwise now known or herein after developed without the previous express consent by the copyright owner, except for reproduction in daily press and regular printed publications on sale to the public within 60 days of the event related to those data/results and always provided that copyright symbol appears together as follows below.

© DORNA WSBK ORGANIZATION Srl 2019

FKR PERUGIA TIMING



Official Tyre Supplier



Official Timekeeper