

Motul Argentinean Round, 11-13 October 2019

Free Practices Combined Results

San Juan Villicum Circuit 4.276 m

No.	Rider	Nat	Team	Bike	FP1	FP2	FP3	Time	Gap	Rel.	Avg	LL
1	64 F. CARICASULO	ITA	BARDAHL Evan Bros. WorldSSP Team	Yamaha YZF R6	1'49.097	1'46.292	1'43.539	1'43.539			148,674	47
2	16 J. CLUZEL	FRA	GMT94 YAMAHA	Yamaha YZF R6	1'48.227	1'46.565	1'43.741	1'43.741	0.202	0.202	148,385	48
3	94 C. PEROLARI	FRA	GMT94 YAMAHA	Yamaha YZF R6	1'47.974	1'46.246	1'43.994	1'43.994	0.455	0.253	148,024	51
4	3 R. DE ROSA	ITA	MV AGUSTA Reparto Corse	MV Agusta F3 675	1'48.483	1'46.587	1'44.017	1'44.017	0.478	0.023	147,991	54
5	44 L. MAHIAS	FRA	Kawasaki Puccetti Racing	Kawasaki ZX-6R	1'48.098	1'46.566	1'44.039	1'44.039	0.500	0.022	147,960	40
6	21 R. KRUMMENACHER	SUI	BARDAHL Evan Bros. WorldSSP Team	Yamaha YZF R6	1'47.918	1'46.451	1'44.171	1'44.171	0.632	0.132	147,772	42
7	86 A. BADOVINI	ITA	Team Pedercini Racing	Kawasaki ZX-6R	1'47.437	1'46.465	1'44.259	1'44.259	0.720	0.088	147,648	41
8	32 I. VINALES	ESP	Kallio Racing	Yamaha YZF R6	1'48.066	1'47.516	1'44.300	1'44.300	0.761	0.041	147,590	50
9	36 T. GRADINGER	AUT	Kallio Racing	Yamaha YZF R6	1'48.988	1'49.183	1'44.644	1'44.644	1.105	0.344	147,104	46
10	56 P. SEBESTYEN	HUN	CIA Landlord Insurance Honda	Honda CBR600RR	1'49.426	1'46.911	1'44.915	1'44.915	1.376	0.271	146,724	48
11	11 K. SMITH	GBR	Team Pedercini Racing	Kawasaki ZX-6R	1'48.000	1'46.879	1'44.921	1'44.921	1.382	0.006	146,716	45
12	38 H. SOOMER	EST	MPM WILSport Racedays	Honda CBR600RR	1'50.635	1'48.864	1'44.957	1'44.957	1.418	0.036	146,666	45
13	78 H. OKUBO	JPN	Kawasaki Puccetti Racing	Kawasaki ZX-6R	1'48.630	1'48.949	1'45.133	1'45.133	1.594	0.176	146,420	44
14	95 J. DANILO	FRA	CIA Landlord Insurance Honda	Honda CBR600RR	1'51.240	1'47.947	1'45.381	1'45.381	1.842	0.248	146,076	54
15	4 C. STANGE	GER	GEMAR - Ciociaria Corse WorldSSP Team	Honda CBR600RR	1'48.889	1'47.001	1'45.437	1'45.437	1.898	0.056	145,998	41
16	84 L. CRESSON	BEL	Kallio Racing	Yamaha YZF R6	1'50.118	1'48.414	1'45.812	1'45.812	2.273	0.375	145,481	48
17	74 J. VAN SIKKELERUS	NED	MPM WILSport Racedays	Honda CBR600RR	1'50.204	1'49.032	1'45.883	1'45.883	2.344	0.071	145,383	45
18	30 G. VAN STRAALLEN	NED	EAB Racing Team	Kawasaki ZX-6R	1'51.387	1'49.952	1'46.630	1'46.630	3.091	0.747	144,365	51
19	31 D. VALLE	ESP	MS Racing	Yamaha YZF R6	1'51.293	1'50.397	1'46.972	1'46.972	3.433	0.342	143,903	50
20	47 R. HARTOG	NED	Team Hartog - Against Cancer	Kawasaki ZX-6R	1'51.576	1'50.299	1'47.099	1'47.099	3.560	0.127	143,732	39
21	20 F. FULIGNI	ITA	MV AGUSTA Reparto Corse	MV Agusta F3 675	1'52.809	1'51.055	1'48.156	1'48.156	4.617	1.057	142,328	50
22	15 A. COPPOLA	ITA	Team Toth	Yamaha YZF R6	1'53.732	1'51.876	1'48.366	1'48.366	4.827	0.210	142,052	50
23	53 G. SCONZA	ITA	GEMAR - Ciociaria Corse WorldSSP Team	Honda CBR600RR	1'55.923	1'52.129	1'49.558	1'49.558	6.019	1.192	140,506	41
24	10 N. CALERO	ESP	Orelac Racing VerdNatura	Kawasaki ZX-6R	1'55.650	1'53.766		1'53.766	10.227	4.208	135,309	17

12/10/2019

These data/results cannot be reproduced, stored and/or transmitted in whole or in part by any manner of electronic, mechanical, photocopying, recording, broadcasting or otherwise now known or herein after developed without the previous express consent by the copyright owner, except for reproduction in daily press and regular printed publications on sale to the public within 60 days of the event related to those data/results and always provided that copyright symbol appears together as follows below.

© DORNA WSBK ORGANIZATION Srl 2019

FIAT PERUGIA TIMING



Official Tyre Supplier



Official Timekeeper

Motul Argentinean Round, 11-13 October 2019

Results Free Practice 3rd Session

San Juan Villicum Circuit 4.276 m

1 / 2

No.	Rider	Nat	Team	Bike	Time	Gap	Rel.	Laps	Speed	
									Avg	Max
1	64 F. CARICASULO	ITA	BARDAHL Evan Bros. WorldSSP Team	Yamaha YZF R6	1'43.539			14	148,674	266,0
2	16 J. CLUZEL	FRA	GMT94 YAMAHA	Yamaha YZF R6	1'43.741	0.202	0.202	15	148,385	264,1
3	94 C. PEROLARI	FRA	GMT94 YAMAHA	Yamaha YZF R6	1'43.994	0.455	0.253	16	148,024	264,7
4	3 R. DE ROSA	ITA	MV AGUSTA Reparto Corse	MV Agusta F3 675	1'44.017	0.478	0.023	15	147,991	261,5
5	44 L. MAHIAS	FRA	Kawasaki Puccetti Racing	Kawasaki ZX-6R	1'44.039	0.500	0.022	13	147,960	258,4
6	21 R. KRUMMENACHER	SUI	BARDAHL Evan Bros. WorldSSP Team	Yamaha YZF R6	1'44.171	0.632	0.132	13	147,772	266,0
7	86 A. BADOVINI	ITA	Team Pedercini Racing	Kawasaki ZX-6R	1'44.259	0.720	0.088	13	147,648	257,1
8	32 I. VINALES	ESP	Kallio Racing	Yamaha YZF R6	1'44.300	0.761	0.041	14	147,590	261,5
9	36 T. GRADINGER	AUT	Kallio Racing	Yamaha YZF R6	1'44.644	1.105	0.344	16	147,104	265,4
10	56 P. SEBESTYEN	HUN	CIA Landlord Insurance Honda	Honda CBR600RR	1'44.915	1.376	0.271	14	146,724	260,2
11	11 K. SMITH	GBR	Team Pedercini Racing	Kawasaki ZX-6R	1'44.921	1.382	0.006	14	146,716	263,4
12	38 H. SOOMER	EST	MPM WILSport Racedays	Honda CBR600RR	1'44.957	1.418	0.036	14	146,666	262,1
13	78 H. OKUBO	JPN	Kawasaki Puccetti Racing	Kawasaki ZX-6R	1'45.133	1.594	0.176	14	146,420	265,4
14	95 J. DANILO	FRA	CIA Landlord Insurance Honda	Honda CBR600RR	1'45.381	1.842	0.248	15	146,076	266,0
15	4 C. STANGE	GER	GEMAR - Ciociaria Corse WorldSSP Team	Honda CBR600RR	1'45.437	1.898	0.056	10	145,998	260,9
16	84 L. CRESSON	BEL	Kallio Racing	Yamaha YZF R6	1'45.812	2.273	0.375	16	145,481	261,5
17	74 J. VAN SIKKELERUS	NED	MPM WILSport Racedays	Honda CBR600RR	1'45.883	2.344	0.071	14	145,383	260,2
18	30 G. VAN STRAALEN	NED	EAB Racing Team	Kawasaki ZX-6R	1'46.630	3.091	0.747	15	144,365	261,5
19	31 D. VALLE	ESP	MS Racing	Yamaha YZF R6	1'46.972	3.433	0.342	15	143,903	264,1
20	47 R. HARTOG	NED	Team Hartog - Against Cancer	Kawasaki ZX-6R	1'47.099	3.560	0.127	13	143,732	257,8
21	20 F. FULIGNI	ITA	MV AGUSTA Reparto Corse	MV Agusta F3 675	1'48.156	4.617	1.057	15	142,328	266,0
22	15 A. COPPOLA	ITA	Team Toth	Yamaha YZF R6	1'48.366	4.827	0.210	14	142,052	258,4
23	53 G. SCONZA	ITA	GEMAR - Ciociaria Corse WorldSSP Team	Honda CBR600RR	1'49.558	6.019	1.192	13	140,506	256,5
----- Out 107% in this Session -----										
24	10 N. CALERO	ESP	Orelac Racing VerdNatura	Kawasaki ZX-6R				0		

Qualifying Lap Time (107% of 1'43.539): **1'50.788**

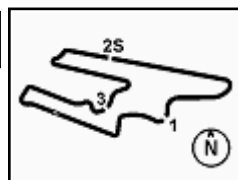
AIR	Humidity:	33%	Temp:	26°C
TRACK	Condition:	Dry	Temp:	39°C

Records	Pole	(SP2)	2018	L.Mahias	1'43.026	149,410	Km/h
	Race	(RC)	2018	S.Cortese	1'43.818	148,270	Km/h
	All Times	(SP2)	2018	L.Mahias	1'43.026	149,410	Km/h

Start 12/10/2019 11:15 End 11:52 The results are provisional until the end of the time limit for protests and appeals and the completion of the technical checks.

These data/results cannot be reproduced, stored and/or transmitted in whole or in part by any manner of electronic, mechanical, photocopying, recording, broadcasting or otherwise now known or herein after developed without the previous express consent by the copyright owner, except for reproduction in daily press and regular printed publications on sale to the public within 60 days of the event related to those data/results and always provided that copyright symbol appears together as follows below.

© DORNA WSBK ORGANIZATION Srl 2019



Motul Argentinean Round, 11-13 October 2019

Results Free Practice 3rd Session

Session Highlights

Local Time	No. Rider	Description
11.15.00		Start
11.25.05	74 J. VAN SIKKELERUS	On Asphalt - Re-Joined - Turn 1
11.52.05	95 J. DANILO	Lap Cancelled (1'45.842) - Exceeded Track Limits - Turn 17
11.52.15	30 G. VAN STRAALEN	Lap Cancelled (1'48.311) - Exceeded Track Limits - Turn 17
11.52.24		End Of Session

Fastest Laps Sequence

No.	Rider	Nat	Team	Bike	Local Time	Time	Gap	Avg
94	C. PEROLARI	FRA	GMT94 YAMAHA	Yamaha YZF R6	11:18'53.982	1'45.023		146,574
64	F. CARICASULO	ITA	BARDAHL Evan Bros. WorldSSP Team	Yamaha YZF R6	11:20'44.140	1'44.934	-0.089	146,698
94	C. PEROLARI	FRA	GMT94 YAMAHA	Yamaha YZF R6	11:22'24.585	1'44.549	-0.385	147,238
64	F. CARICASULO	ITA	BARDAHL Evan Bros. WorldSSP Team	Yamaha YZF R6	11:22'28.588	1'44.448	-0.101	147,381
64	F. CARICASULO	ITA	BARDAHL Evan Bros. WorldSSP Team	Yamaha YZF R6	11:24'12.650	1'44.062	-0.386	147,927
64	F. CARICASULO	ITA	BARDAHL Evan Bros. WorldSSP Team	Yamaha YZF R6	11:25'56.189	1'43.539	-0.523	148,674

Start End The results are provisional until the end of the time limit for protests and appeals
12/10/2019 11:15 11:52 and the completion of the technical checks.

These data/results cannot be reproduced, stored and/or transmitted in whole or in part by any manner of electronic, mechanical, photocopying, recording, broadcasting or otherwise now known or herein after developed without the previous express consent by the copyright owner, except for reproduction in daily press and regular printed publications on sale to the public within 60 days of the event related to those data/results and always provided that copyright symbol appears together as follows below.

© DORNA WSBK ORGANIZATION Srl 2019

Motul Argentinean Round, 11-13 October 2019

Best Sectors & Speed Free Practice 3rd Session

San Juan Villicum Circuit 4.276 m

BEST LAP

1	64 F. CARICASULO	Yamaha YZF R6	1'43.539
2	16 J. CLUZEL	Yamaha YZF R6	1'43.741
3	94 C. PEROLARI	Yamaha YZF R6	1'43.994
4	3 R. DE ROSA	MV Agusta F3 675	1'44.017
5	44 L. MAHIAS	Kawasaki ZX-6R	1'44.039
6	21 R. KRUMMENACHER	Yamaha YZF R6	1'44.171
7	86 A. BADOVINI	Kawasaki ZX-6R	1'44.259
8	32 I. VINALES	Yamaha YZF R6	1'44.300
9	36 T. GRADINGER	Yamaha YZF R6	1'44.644
10	56 P. SEBESTYEN	Honda CBR600RR	1'44.915
11	11 K. SMITH	Kawasaki ZX-6R	1'44.921
12	38 H. SOOMER	Honda CBR600RR	1'44.957
13	78 H. OKUBO	Kawasaki ZX-6R	1'45.133
14	95 J. DANILO	Honda CBR600RR	1'45.381
15	4 C. STANGE	Honda CBR600RR	1'45.437
16	84 L. CRESSON	Yamaha YZF R6	1'45.812
17	74 J. VAN SIKKELERUS	Honda CBR600RR	1'45.883
18	30 G. VAN STRAALEN	Kawasaki ZX-6R	1'46.630
19	31 D. VALLE	Yamaha YZF R6	1'46.972
20	47 R. HARTOG	Kawasaki ZX-6R	1'47.099
21	20 F. FULIGNI	MV Agusta F3 675	1'48.156
22	15 A. COPPOLA	Yamaha YZF R6	1'48.366
23	53 G. SCONZA	Honda CBR600RR	1'49.558
24	10 N. CALERO	Kawasaki ZX-6R	

SPEED

1	20 F. FULIGNI	MV Agusta F3 675	266.0
2	64 F. CARICASULO	Yamaha YZF R6	266.0
3	21 R. KRUMMENACHER	Yamaha YZF R6	266.0
4	95 J. DANILO	Honda CBR600RR	266.0
5	36 T. GRADINGER	Yamaha YZF R6	265.4
6	78 H. OKUBO	Kawasaki ZX-6R	265.4
7	94 C. PEROLARI	Yamaha YZF R6	264.7
8	16 J. CLUZEL	Yamaha YZF R6	264.1
9	31 D. VALLE	Yamaha YZF R6	264.1
10	11 K. SMITH	Kawasaki ZX-6R	263.4
11	38 H. SOOMER	Honda CBR600RR	262.1
12	32 I. VINALES	Yamaha YZF R6	261.5
13	84 L. CRESSON	Yamaha YZF R6	261.5
14	3 R. DE ROSA	MV Agusta F3 675	261.5
15	30 G. VAN STRAALEN	Kawasaki ZX-6R	261.5
16	4 C. STANGE	Honda CBR600RR	260.9
17	56 P. SEBESTYEN	Honda CBR600RR	260.2
18	74 J. VAN SIKKELERUS	Honda CBR600RR	260.2
19	15 A. COPPOLA	Yamaha YZF R6	258.4
20	44 L. MAHIAS	Kawasaki ZX-6R	258.4
21	47 R. HARTOG	Kawasaki ZX-6R	257.8
22	86 A. BADOVINI	Kawasaki ZX-6R	257.1
23	53 G. SCONZA	Honda CBR600RR	256.5

SEG. 1

1	16 J. CLUZEL	22.244
2	32 I. VINALES	22.334
3	86 A. BADOVINI	22.363
4	44 L. MAHIAS	22.365
5	94 C. PEROLARI	22.401
6	64 F. CARICASULO	22.403
7	3 R. DE ROSA	22.419
8	21 R. KRUMMENACHER	22.430
9	56 P. SEBESTYEN	22.503
10	11 K. SMITH	22.516
11	74 J. VAN SIKKELERUS	22.533
12	36 T. GRADINGER	22.550
13	38 H. SOOMER	22.586
14	78 H. OKUBO	22.618
15	95 J. DANILO	22.620
16	4 C. STANGE	22.674
17	84 L. CRESSON	22.682
18	47 R. HARTOG	22.875
19	31 D. VALLE	23.064
20	30 G. VAN STRAALEN	23.107
21	15 A. COPPOLA	23.388
22	20 F. FULIGNI	23.465
23	53 G. SCONZA	23.553

SEG. 2

1	94 C. PEROLARI	27.440
2	21 R. KRUMMENACHER	27.502
3	44 L. MAHIAS	27.539
4	64 F. CARICASULO	27.542
5	3 R. DE ROSA	27.550
6	16 J. CLUZEL	27.571
7	86 A. BADOVINI	27.706
8	56 P. SEBESTYEN	27.738
9	11 K. SMITH	27.786
10	95 J. DANILO	27.799
11	32 I. VINALES	27.806
12	36 T. GRADINGER	27.824
13	78 H. OKUBO	27.844
14	38 H. SOOMER	27.855
15	84 L. CRESSON	27.962
16	4 C. STANGE	27.963
17	74 J. VAN SIKKELERUS	28.023
18	31 D. VALLE	28.056
19	30 G. VAN STRAALEN	28.132
20	47 R. HARTOG	28.391
21	20 F. FULIGNI	28.455
22	53 G. SCONZA	28.557
23	15 A. COPPOLA	28.664

SEG. 3

1	64 F. CARICASULO	26.363
2	94 C. PEROLARI	26.505
3	16 J. CLUZEL	26.561
4	3 R. DE ROSA	26.611
5	32 I. VINALES	26.672
6	86 A. BADOVINI	26.683
7	21 R. KRUMMENACHER	26.700
8	56 P. SEBESTYEN	26.769
9	36 T. GRADINGER	26.788
10	11 K. SMITH	26.821
11	44 L. MAHIAS	26.821
12	38 H. SOOMER	26.841
13	78 H. OKUBO	26.859
14	95 J. DANILO	27.009
15	4 C. STANGE	27.111
16	84 L. CRESSON	27.240
17	30 G. VAN STRAALEN	27.390
18	74 J. VAN SIKKELERUS	27.405
19	31 D. VALLE	27.421
20	47 R. HARTOG	27.519
21	15 A. COPPOLA	27.892
22	20 F. FULIGNI	27.933
23	53 G. SCONZA	28.559

SEG. 4

1	64 F. CARICASULO	27.134
2	16 J. CLUZEL	27.164
3	44 L. MAHIAS	27.173
4	21 R. KRUMMENACHER	27.204
5	3 R. DE ROSA	27.271
6	32 I. VINALES	27.311
7	94 C. PEROLARI	27.345
8	86 A. BADOVINI	27.372
9	4 C. STANGE	27.393
10	11 K. SMITH	27.417
11	36 T. GRADINGER	27.482
12	78 H. OKUBO	27.512
13	38 H. SOOMER	27.532
14	56 P. SEBESTYEN	27.592
15	95 J. DANILO	27.823
16	84 L. CRESSON	27.865
17	74 J. VAN SIKKELERUS	27.882
18	30 G. VAN STRAALEN	27.906
19	31 D. VALLE	28.068
20	20 F. FULIGNI	28.198
21	47 R. HARTOG	28.199
22	15 A. COPPOLA	28.295
23	53 G. SCONZA	28.503

12/10/2019

These data/results cannot be reproduced, stored and/or transmitted in whole or in part by any manner of electronic, mechanical, photocopying, recording, broadcasting or otherwise now known or herein after developed without the previous express consent by the copyright owner, except for reproduction in daily press and regular printed publications on sale to the public within 60 days of the event related to those data/results and always provided that copyright symbol appears together as follows below.

© DORNA WSBK ORGANIZATION Srl 2019

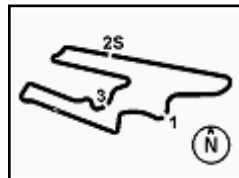
FICR PERUGIA TIMING



Official Tyre Supplier



Official Timekeeper



Motul Argentinean Round, 11-13 October 2019

Ideal Times Free Practice 3rd Session

San Juan Villicum Circuit 4.276 m

No.	Rider	Nat	Bike	Seg. 1	Seg. 2	Seg. 3	Seg. 4	Ideal Time		
				Diff. 1	Diff. 2	Diff. 3	Diff. 4	Best Lap	Pos.	Diff.
1	64 F. CARICASULO	ITA	Yamaha YZF R6	22.403 +0.031	27.542 +0.066	26.363	27.134	1'43.442 1'43.539	1	0.097
2	16 J. CLUZEL	FRA	Yamaha YZF R6	22.244 +0.071	27.571	26.561 +0.130	27.164	1'43.540 1'43.741	2	0.201
3	94 C. PEROLARI	FRA	Yamaha YZF R6	22.401 +0.003	27.440	26.505 +0.292	27.345 +0.008	1'43.691 1'43.994	3	0.303
4	21 R. KRUMMENACHER	SUI	Yamaha YZF R6	22.430 +0.041	27.502	26.700 +0.117	27.204 +0.177	1'43.836 1'44.171	6	0.335
5	3 R. DE ROSA	ITA	MV Agusta F3 675	22.419 +0.129	27.550	26.611	27.271 +0.037	1'43.851 1'44.017	4	0.166
6	44 L. MAHIAS	FRA	Kawasaki ZX-6R	22.365	27.539 +0.044	26.821 +0.097	27.173	1'43.898 1'44.039	5	0.141
7	32 I. VINALES	ESP	Yamaha YZF R6	22.334	27.806	26.672 +0.040	27.311 +0.137	1'44.123 1'44.300	8	0.177
8	86 A. BADOVINI	ITA	Kawasaki ZX-6R	22.363	27.706 +0.131	26.683 +0.004	27.372	1'44.124 1'44.259	7	0.135
9	11 K. SMITH	GBR	Kawasaki ZX-6R	22.516 +0.122	27.786 +0.068	26.821 +0.191	27.417	1'44.540 1'44.921	11	0.381
10	56 P. SEBESTYEN	HUN	Honda CBR600RR	22.503 +0.146	27.738 +0.128	26.769 +0.039	27.592	1'44.602 1'44.915	10	0.313
11	36 T. GRADINGER	AUT	Yamaha YZF R6	22.550	27.824	26.788	27.482	1'44.644 1'44.644	9	
12	38 H. SOOMER	EST	Honda CBR600RR	22.586 +0.101	27.855 +0.042	26.841	27.532	1'44.814 1'44.957	12	0.143
13	78 H. OKUBO	JPN	Kawasaki ZX-6R	22.618	27.844 +0.162	26.859	27.512 +0.138	1'44.833 1'45.133	13	0.300
14	4 C. STANGE	GER	Honda CBR600RR	22.674	27.963 +0.194	27.111	27.393 +0.102	1'45.141 1'45.437	15	0.296
15	95 J. DANILO	FRA	Honda CBR600RR	22.620	27.799 +0.130	27.009	27.823	1'45.251 1'45.381	14	0.130
16	84 L. CRESSON	BEL	Yamaha YZF R6	22.682 +0.049	27.962 +0.006	27.240	27.865 +0.008	1'45.749 1'45.812	16	0.063
17	74 J. VAN SIKKELERUS	NED	Honda CBR600RR	22.533 +0.040	28.023	27.405	27.882	1'45.843 1'45.883	17	0.040
18	30 G. VAN STRAALEN	NED	Kawasaki ZX-6R	23.107	28.132	27.390	27.906 +0.095	1'46.535 1'46.630	18	0.095
19	31 D. VALLE	ESP	Yamaha YZF R6	23.064 +0.068	28.056 +0.295	27.421	28.068	1'46.609 1'46.972	19	0.363
20	47 R. HARTOG	NED	Kawasaki ZX-6R	22.875	28.391	27.519 +0.082	28.199 +0.033	1'46.984 1'47.099	20	0.115
21	20 F. FULIGNI	ITA	MV Agusta F3 675	23.465 +0.105	28.455	27.933	28.198	1'48.051 1'48.156	21	0.105
22	15 A. COPPOLA	ITA	Yamaha YZF R6	23.388 +0.078	28.664 +0.007	27.892 +0.026	28.295 +0.016	1'48.239 1'48.366	22	0.127
23	53 G. SCONZA	ITA	Honda CBR600RR	23.553 +0.137	28.557	28.559 +0.055	28.503 +0.194	1'49.172 1'49.558	23	0.386
	10 N. GALERO	ESP	Kawasaki ZX-6R	One or more sectors missing						
Overall Ideal Time				22.244	27.440	26.363	27.134	1'43.181		

12/10/2019

These data/results cannot be reproduced, stored and/or transmitted in whole or in part by any manner of electronic, mechanical, photocopying, recording, broadcasting or otherwise now known or herein after developed without the previous express consent by the copyright owner, except for reproduction in daily press and regular printed publications on sale to the public within 60 days of the event related to those data/results and always provided that copyright symbol appears together as follows below.

© DORNA WSBK ORGANIZATION Srl 2019

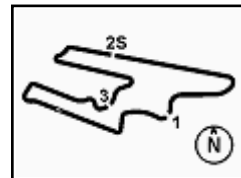
FICR PERUGIA TIMING



Official Tyre Supplier



Official Timekeeper



Motul Argentinean Round, 11-13 October 2019

Chronological Analysis Free Practice 3rd Session

San Juan Villicum Circuit 4.276 m

2 / 4

8° 32 I. VINALES (1'44.300)

Lap	Seg.1	Seg.2	Seg.3	Seg.4	Lap Time	km/h	Local Time
1		29.456	28.333	28.645		254,7	11:17'36.628
2	23.049	28.344	27.375	27.807	1'46.575	257,8	11:19'23.203
3	22.784	28.126	26.825	27.597	1'45.332	259,6	11:21'08.535
4	22.646	27.903	27.265	32.053	1'49.867	261,5	11:22'58.402
5	22.610	27.862	26.729	27.536	1'44.737	260,2	11:24'43.139
6	23.040	28.046	27.229	40.036	1'58.351P	259,6	11:26'41.490
7	7'51.740	34.282	30.840	27.685	9'24.547P	216,0	11:36'06.037
8	22.711	31.823	27.155	27.796	1'49.485	251,2	11:37'55.522
9	22.433	27.905	26.728	27.311	1'44.377	257,8	11:39'39.899
10	22.529	27.989	43.150	27.666	2'01.334	259,0	11:41'41.233
11	22.478	28.714	26.766	27.474	1'45.432	259,6	11:43'26.665
12	22.457	27.826	26.868	27.490	1'44.641	259,0	11:45'11.306
13	22.436	27.856	26.717	27.317	1'44.326	257,8	11:46'55.632
14	22.334	27.806	26.712	27.448	1'44.300	257,8	11:48'39.932
15	22.610	27.830	26.672	27.383	1'44.495	256,5	11:50'24.427

9° 36 T. GRADINGER (1'44.644)

Lap	Seg.1	Seg.2	Seg.3	Seg.4	Lap Time	km/h	Local Time
1		29.424	28.477	29.047		262,1	11:17'13.788
2	23.302	28.371	27.816	28.353	1'47.842	262,1	11:19'01.630
3	23.320	27.979	27.336	28.099	1'46.734	265,4	11:20'48.364
4	22.974	28.061	27.213	27.984	1'46.232	261,5	11:22'34.596
5	23.058	28.252	27.692	28.977	1'47.979	263,4	11:24'22.575
6	22.756	28.131	27.000	27.800	1'45.687	259,6	11:26'08.262
7	22.752	29.675	28.085	41.495	2'02.007P	255,3	11:28'10.269
8	5'39.521	32.224	27.716	28.385	7'07.846P	240,5	11:35'18.115
9	24.686	29.562	27.136	27.656	1'49.400	255,9	11:37'07.155
10	22.878	28.270	27.125	27.558	1'45.831	257,8	11:38'52.986
11	22.556	28.053	26.953	27.666	1'45.228	259,6	11:40'38.214
12	22.829	27.935	27.721	28.114	1'46.599	263,4	11:42'24.813
13	22.718	27.909	27.029	29.897	1'47.553	259,6	11:44'12.366
14	22.837	28.011	26.911	27.575	1'45.334	258,4	11:45'57.700
15	22.550	27.824	26.788	27.482	1'44.644	260,9	11:47'42.344
16	28.131	28.156	27.275	28.386	1'51.948	259,0	11:49'34.292
17	22.922	33.511	27.573	29.489	1'53.495	252,3	11:51'27.787

10° 56 P. SEBESTYEN (1'44.915)

Lap	Seg.1	Seg.2	Seg.3	Seg.4	Lap Time	km/h	Local Time
1		29.593	28.463	29.048		260,2	11:17'11.743
2	23.161	28.246	27.373	27.822	1'46.602	256,5	11:18'58.345
3	22.749	27.971	27.100	27.749	1'45.569	257,8	11:20'43.914
4	23.458	28.133	27.347	28.243	1'47.181	259,6	11:22'31.095
5	22.580	27.991	26.860	27.792	1'45.223	257,8	11:24'16.318
6	23.360	28.622	27.672	42.516	2'02.170P	255,9	11:26'18.488
7	9'43.521	29.449	27.374	28.053	11'08.397P	252,9	11:37'26.885
8	22.649	27.866	26.808	27.592	1'44.915	257,8	11:39'11.800
9	22.503	27.738	26.769	28.713	1'45.723	258,4	11:40'57.523
10	22.815	31.511	29.020	27.918	1'51.264	253,5	11:42'48.787
11	22.684	27.867	26.897	27.652	1'45.100	259,0	11:44'33.887
12	23.214	28.279	27.202	27.991	1'46.686	256,5	11:46'20.573
13	22.961	27.966	27.276	28.200	1'46.403	257,8	11:48'06.976
14	22.662	27.809	27.045	27.609	1'45.125	255,9	11:49'52.101
15	22.866	27.842	26.943	27.657	1'45.308	257,1	11:51'37.409

11° 11 K. SMITH (1'44.921)

Lap	Seg.1	Seg.2	Seg.3	Seg.4	Lap Time	km/h	Local Time
1		29.519	29.061	28.400		237,9	11:17'17.112
2	24.463	28.952	28.945	28.570	1'50.930	248,3	11:19'08.042
3	22.885	27.889	27.166	27.917	1'45.857	262,8	11:20'53.899
4	23.194	27.933	27.589	28.256	1'46.972	263,4	11:22'40.871

5	22.960	27.786	27.039	27.847	1'45.632	260,9	11:24'26.503
6	24.065	28.230	27.256	27.886	1'47.437	254,7	11:26'13.940
7	22.981	28.432	27.230	41.344	1'59.987P	254,1	11:28'13.927
8	4'24.140	28.713	27.464	27.905	5'48.222P	254,1	11:34'02.149
9	22.730	27.927	26.967	27.634	1'45.258	254,7	11:35'47.407
10	22.531	27.941	26.821	27.655	1'44.948	255,3	11:37'32.355
11	22.638	27.854	27.012	27.417	1'44.921	257,1	11:39'17.276
12	22.516	29.986	27.725	41.526	2'01.753P	255,3	11:41'19.029
13	3'51.808	28.973	27.620	27.952	5'16.353P	254,1	11:46'35.382
14	22.681	27.950	26.904	27.702	1'45.237	256,5	11:48'20.619
15	22.596	27.835	27.015	28.074	1'45.520	254,7	11:50'06.139

12° 38 H. SOOMER (1'44.957)

Lap	Seg.1	Seg.2	Seg.3	Seg.4	Lap Time	km/h	Local Time
1		29.853	29.398	28.841		249,4	11:17'19.121
2	23.645	28.389	28.991	28.780	1'49.805	262,1	11:19'08.926
3	23.134	30.237	28.985	28.942	1'51.298	250,0	11:21'00.224
4	28.797	29.009	27.688	28.070	1'53.564	256,5	11:22'53.788
5	22.817	28.245	27.389	27.727	1'46.178	257,1	11:24'39.966
6	23.883	28.381	28.239	39.619	2'00.122P	259,0	11:26'40.088
7	7'31.199	28.602	27.878	27.922	8'55.601P	251,2	11:35'35.689
8	22.688	28.216	27.283	27.709	1'45.896	253,5	11:37'21.585
9	22.586	28.019	26.981	27.680	1'45.266	255,3	11:39'06.851
10	22.687	27.897	26.841	27.532	1'44.957	256,5	11:40'51.808
11	22.841	28.392	27.835	39.369	1'58.437P	255,3	11:42'50.245
12	1'28.111	28.370	27.071	27.784	2'51.336P	253,5	11:45'41.581
13	23.110	27.855	27.234	27.690	1'45.889	260,2	11:47'27.470
14	22.701	28.036	27.253	27.899	1'45.889	254,7	11:49'13.359
15	22.948	28.353	27.204	27.909	1'46.414	252,9	11:50'59.773

13° 78 H. OKUBO (1'45.133)

Lap	Seg.1	Seg.2	Seg.3	Seg.4	Lap Time	km/h	Local Time
1		29.345	28.878	28.703		243,8	11:17'12.591
2	23.787	28.534	28.287	28.189	1'48.797	262,8	11:19'01.388
3	22.950	28.052	27.732	28.335	1'47.069	262,1	11:20'48.457
4	23.093	27.992	27.401	27.727	1'46.213	265,4	11:22'34.670
5	22.763	28.351	27.646	42.388	2'01.148P	259,0	11:24'35.818
6	3'07.560	28.630	27.560	28.450	4'32.200P	257,1	11:29'08.018
7	22.947	28.368	27.461	28.004	1'46.780	255,9	11:30'54.798
8	29.858	31.319	28.958	32.660	2'02.795	248,8	11:32'57.593
9	22.996	28.460	32.070	40.467	2'03.993P	256,5	11:35'01.586
10	5'51.154	29.075	27.983	39.819	7'28.031P	256,5	11:42'29.617
11	22.933	27.954	27.407	27.512	1'45.806	259,0	11:44'15.423
12	22.710	27.844	30.432	28.023	1'49.009	259,0	11:46'04.432
13	22.903	28.211	27.139	27.712	1'45.965	263,4	11:47'50.397
14	23.728	28.133	27.261	29.432	1'48.554	257,1	11:49'38.951
15	22.618	28.006	26.859	27.650	1'45.133	258,4	11:51'24.084

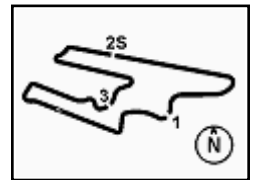
14° 95 J. DANILO (1'45.381)

Lap	Seg.1	Seg.2	Seg.3	Seg.4	Lap Time	km/h	Local Time
1		29.250	29.179	28.766		263,4	11:17'15.062
2	23.480	28.258	27.894	28.479	1'48.111	266,0	11:19'03.173
3	25.781	28.593	27.750	28.217	1'50.341	260,9	11:20'53.514
4	23.377	28.042	27.452	28.430	1'47.301	264,7	11:22'40.815
5	23.311	28.065	27.350	27.898	1'46.624	264,1	11:24'27.439
6	24.075	28.834	27.933	28.197	1'49.039	260,9	11:26'16.478
7	25.555	30.214	30.336	42.936	2'09.041P	256,5	11:28'25.519
8	6'43.300	32.585	27.989	28.222	8'12.096P	250,0	11:36'37.615
9	22.881	28.256	27.403	27.942	1'46.482	258,4	11:38'24.097
10	22.734	28.350	27.165	27.930	1'46.179	259,0	11:40'10.276
11	22.883	27.949	27.370	28.755	1'46.957	262,1	11:41'57.233
12	22.743	27.908	27.086	27.886	1'45.623	262,8	11:43'42.856
13	22.799	27.799	31.219	28.310	1'50.127	263,4	11:45'32.983

12/10/2019 P = Pits In/Out - C = Lap Time Cancelled

These data/results cannot be reproduced, stored and/or transmitted in whole or in part by any manner of electronic, mechanical, photocopying, recording, broadcasting or otherwise now known or herein after developed without the previous express consent by the copyright owner, except for reproduction in daily press and regular printed publications on sale to the public within 60 days of the event related to those data/results and always provided that copyright symbol appears together as follows below.

© DORNA WSBK ORGANIZATION Srl 2019



Motul Argentinean Round, 11-13 October 2019

Chronological Analysis Free Practice 3rd Session

San Juan Villicum Circuit 4.276 m

3 / 4

14	24.138	28.761	27.513	28.018	1'48.430	259,6	11:47'21.413
15	22.765	28.053	27.253	27.771	1'45.842C	256,5	11:49'07.255
16	22.620	27.929	27.009	27.823	1'45.381	259,6	11:50'52.636

6	24.833	28.528	27.656	27.906	1'48.923	260,9	11:26'15.052
7	23.159	28.198	27.400	28.233	1'46.990	257,8	11:28'02.042
8	23.675	28.759	27.805	40.669	2'00.908P	253,5	11:30'02.950
9	6'44.548	29.242	28.159	28.687	8'10.636P	252,3	11:38'13.586
10	23.484	28.501	27.814	27.931	1'47.730	254,7	11:40'01.316
11	23.163	28.401	27.688	28.597	1'47.849	255,3	11:41'49.165
12	23.361	28.307	30.675	28.316	1'50.659	259,0	11:43'39.824
13	23.209	28.383	27.819	28.357	1'47.768	255,3	11:45'27.592
14	23.107	28.132	27.390	28.001	1'46.630	257,1	11:47'14.222
15	23.239	28.279	30.809	29.254	1'51.581	254,1	11:49'05.803
16	23.408	28.673	27.940	28.290	1'48.311C	254,1	11:50'54.114

15° 4 C. STANGE (1'45.437)							
Lap	Seg.1	Seg.2	Seg.3	Seg.4	Lap Time	km/h	Local Time
1		28.857	28.395	28.557		259,6	11:17'17.465
2	24.264	28.734	28.586	28.552	1'50.136	252,3	11:19'07.601
3	22.744	27.963	27.232	28.048	1'45.987	260,9	11:20'53.588
4	23.011	27.978	27.400	39.931	1'58.320P	259,6	11:22'51.908
5	14'43.457	29.125	27.819	28.014	16'08.415P	251,7	11:39'00.323
6	22.768	28.064	27.194	27.484	1'45.510	254,7	11:40'45.833
7	22.674	28.157	27.111	27.495	1'45.437	256,5	11:42'31.270
8	22.791	28.914	27.202	27.393	1'46.300	255,3	11:44'17.570
9	22.730	28.015	27.140	27.818	1'45.703	255,3	11:46'03.273
10	22.974	28.082	27.165	27.526	1'45.747	256,5	11:47'49.020
11	25.530	28.159	27.190	1'21.115	2'41.994P	254,7	11:50'31.014

19° 31 D. VALLE (1'46.972)							
Lap	Seg.1	Seg.2	Seg.3	Seg.4	Lap Time	km/h	Local Time
1		29.582	29.324	29.297		259,0	11:17'15.291
2	23.898	28.566	27.999	28.186	1'48.649	264,1	11:19'03.940
3	23.446	28.125	27.817	28.165	1'47.553	264,1	11:20'51.493
4	23.353	28.149	27.996	28.147	1'47.645	255,9	11:22'39.138
5	23.365	28.056	27.779	28.072	1'47.272	262,1	11:24'26.410
6	24.393	28.399	27.431	28.083	1'48.306	260,2	11:26'14.716
7	23.064	28.344	27.506	28.358	1'47.272	257,1	11:28'01.988
8	24.488	29.078	29.199	41.298	2'04.063P	255,9	11:30'06.051
9	5'03.851	32.114	28.102	28.270	6'32.337P	251,7	11:36'38.388
10	23.132	28.351	27.421	28.068	1'46.972	258,4	11:38'25.360
11	23.069	28.487	27.506	28.279	1'47.341	259,0	11:40'12.701
12	23.104	28.632	27.719	28.447	1'47.902	258,4	11:42'00.603
13	23.416	28.679	27.716	28.433	1'48.244	260,9	11:43'48.847
14	25.439	32.596	27.807	28.281	1'54.123	245,5	11:45'42.970
15	23.161	28.351	27.864	28.428	1'47.804	260,9	11:47'30.774
16	35.397	38.040	44.135	49.606	2'47.178P	201,9	11:50'17.952

16° 84 L. CRESSON (1'45.812)							
Lap	Seg.1	Seg.2	Seg.3	Seg.4	Lap Time	km/h	Local Time
1		29.666	28.266	29.244		254,7	11:17'27.643
2	23.624	28.709	28.169	28.776	1'49.278	255,9	11:19'16.921
3	23.207	28.480	27.780	28.548	1'48.015	259,0	11:21'04.936
4	23.060	28.323	27.796	28.346	1'47.525	259,0	11:22'52.461
5	25.289	28.461	27.863	41.110	2'02.723P	261,5	11:24'55.184
6	5'37.631	29.225	27.959	28.481	7'03.296P	254,1	11:31'58.480
7	23.022	28.224	27.900	28.655	1'47.801	255,9	11:33'46.281
8	22.911	28.149	27.854	28.262	1'47.176	256,5	11:35'33.457
9	22.872	28.173	27.655	28.138	1'46.838	255,9	11:37'20.295
10	22.934	29.473	27.572	28.064	1'48.043	259,6	11:39'08.338
11	22.706	28.048	27.509	27.953	1'46.216	259,0	11:40'54.554
12	22.724	28.038	27.568	28.828	1'47.158	260,2	11:42'41.712
13	22.883	28.036	27.738	27.997	1'46.654	259,0	11:44'28.366
14	22.806	27.992	27.569	28.154	1'46.521	256,5	11:46'14.887
15	28.841	29.209	27.544	27.880	1'53.474	260,2	11:48'08.361
16	22.682	27.962	27.366	27.865	1'45.875	256,5	11:49'54.236
17	22.731	27.968	27.240	27.873	1'45.812	258,4	11:51'40.048

20° 47 R. HARTOG (1'47.099)							
Lap	Seg.1	Seg.2	Seg.3	Seg.4	Lap Time	km/h	Local Time
1		30.573	28.370	29.275		254,1	11:17'11.699
2	23.847	28.774	28.493	29.057	1'50.171	256,5	11:19'01.870
3	23.604	28.565	27.801	28.714	1'48.684	257,8	11:20'50.554
4	23.083	28.553	29.504	29.173	1'50.313	254,7	11:22'40.867
5	25.123	29.893	28.216	28.694	1'51.926	252,3	11:24'32.793
6	22.986	28.544	27.612	28.199	1'47.341	256,5	11:26'20.134
7	25.646	29.347	31.731	41.566	2'08.290P	251,2	11:28'28.424
8	10'12.463	29.292	28.153	29.040	11'38.948P	250,0	11:40'07.372
9	23.395	28.778	29.592	29.158	1'50.923	253,5	11:41'58.295
10	23.291	28.536	27.519	28.591	1'47.937	256,5	11:43'46.232
11	27.014	28.721	29.632	29.108	1'54.475	252,3	11:45'40.707
12	23.302	28.546	27.826	28.401	1'48.075	253,5	11:47'28.782
13	22.875	28.391	27.601	28.232	1'47.099	252,9	11:49'15.881
14	27.656	30.388	29.276	30.307	1'57.627	245,5	11:51'13.508

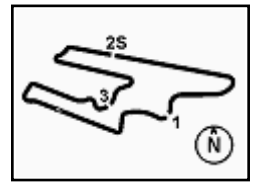
17° 74 J. VAN SIKKELERUS (1'45.883)							
Lap	Seg.1	Seg.2	Seg.3	Seg.4	Lap Time	km/h	Local Time
1		29.902	29.435	29.505		238,4	11:17'14.051
2	23.612	28.573	28.234	28.548	1'48.967	257,8	11:19'03.018
3	23.427	28.260	27.938	28.389	1'48.014	260,2	11:20'51.032
4	23.181	28.423	27.815	28.147	1'47.566	257,1	11:22'38.598
5	22.969	28.315	27.755	28.220	1'47.259	255,3	11:24'25.857
6	27.375	28.696	28.160	30.725	1'54.956	255,9	11:26'20.813
7	23.598	29.151	32.880	41.218	2'06.847P	249,4	11:28'27.660
8	8'28.929	36.654	33.982	29.595	10'09.160P	180,6	11:38'36.820
9	23.101	28.712	28.778	28.703	1'49.294	250,0	11:40'26.114
10	22.797	28.252	27.497	28.091	1'46.637	255,3	11:42'12.751
11	22.533	28.078	27.449	27.946	1'46.006	257,8	11:43'58.757
12	22.573	28.023	27.405	27.882	1'45.883	255,3	11:45'44.640
13	28.661	35.321	28.153	28.132	2'00.267	188,5	11:47'44.907
14	22.813	28.664	30.560	28.211	1'50.248	247,7	11:49'35.155
15	22.875	28.105	27.818	28.386	1'47.184	255,9	11:51'22.339

21° 20 F. FULIGNI (1'48.156)							
Lap	Seg.1	Seg.2	Seg.3	Seg.4	Lap Time	km/h	Local Time
1		29.238	29.525	29.141		260,2	11:17'16.932
2	24.476	28.968	30.517	28.942	1'52.903	266,0	11:19'09.835
3	23.745	28.589	28.771	28.716	1'49.821	260,9	11:20'59.656
4	23.687	28.819	28.234	28.684	1'49.424	258,4	11:22'49.080
5	23.752	28.840	28.180	28.469	1'49.241	256,5	11:24'38.321
6	23.546	28.803	28.282	28.407	1'49.038	254,7	11:26'27.359
7	23.797	29.675	28.848	42.359	2'04.679P	251,2	11:28'32.038
8	6'59.526	29.567	28.289	28.778	8'26.160P	251,7	11:36'58.198
9	23.637	28.935	28.175	28.439	1'49.186	256,5	11:38'47.384
10	23.700	28.734	28.166	28.351	1'48.951	257,1	11:40'36.335
11	23.630	28.709	28.265	28.450	1'49.054	255,9	11:42'25.389
12	23.566	28.710	28.268	28.445	1'48.989	257,8	11:44'14.378
13	23.570	28.455	27.933	28.198	1'48.156	260,2	11:46'02.534

12/10/2019 P = Pits In/Out - C = Lap Time Cancelled

These data/results cannot be reproduced, stored and/or transmitted in whole or in part by any manner of electronic, mechanical, photocopying, recording, broadcasting or otherwise now known or herein after developed without the previous express consent by the copyright owner, except for reproduction in daily press and regular printed publications on sale to the public within 60 days of the event related to those data/results and always provided that copyright symbol appears together as follows below.

© DORNA WSBK ORGANIZATION Srl 2019



Motul Argentinean Round, 11-13 October 2019

Chronological Analysis Free Practice 3rd Session

14	23.482	28.659	31.456	29.944	1'53.541	262,1	11:47'56.075
15	23.818	28.678	28.132	28.585	1'49.213	254,1	11:49'45.288
16	23.465	28.669	28.293	28.199	1'48.626	254,1	11:51'33.914

22° 15 A. COPPOLA (1'48.366)							
Lap	Seg.1	Seg.2	Seg.3	Seg.4	Lap Time	km/h	Local Time
1		30.291	29.330	29.266		255,9	11:17'16.719
2	24.434	29.108	28.644	29.303	1'51.489	256,5	11:19'08.208
3	23.666	28.764	28.214	28.687	1'49.331	258,4	11:20'57.539
4	23.667	28.968	28.129	28.658	1'49.422	254,1	11:22'46.961
5	24.502	31.285	28.271	28.715	1'52.773	254,1	11:24'39.734
6	23.498	28.891	28.031	28.505	1'48.925	254,7	11:26'28.659
7	23.914	29.232	28.932	41.995	2'04.073P	250,6	11:28'32.732
8	8'01.213	33.916	33.465	32.936	9'41.530P	224,5	11:38'14.262
9	23.845	28.774	28.173	28.702	1'49.494	255,9	11:40'03.756
10	23.388	28.796	28.052	28.590	1'48.826	254,1	11:41'52.582
11	23.532	28.687	27.892	28.453	1'48.564	255,3	11:43'41.146
12	23.466	28.671	27.918	28.311	1'48.366	254,7	11:45'29.512
13	23.425	28.664	28.075	28.295	1'48.459	254,7	11:47'17.971
14	23.638	30.901	30.437	33.197	1'58.173	231,8	11:49'16.144
15	23.388	28.693	28.014	28.438	1'48.533	250,6	11:51'04.677

23° 53 G. SCONZA (1'49.558)							
Lap	Seg.1	Seg.2	Seg.3	Seg.4	Lap Time	km/h	Local Time
1		30.295	30.679	29.278		255,3	11:17'16.291
2	24.497	29.515	29.628	28.839	1'52.479	250,6	11:19'08.770
3	24.156	28.954	29.222	28.826	1'51.158	254,7	11:20'59.928
4	23.751	28.938	30.464	29.115	1'52.268	254,1	11:22'52.196
5	23.799	28.967	28.573	28.913	1'50.252	256,5	11:24'42.448
6	28.216	30.611	30.715	41.051	2'10.593P	243,8	11:26'53.041
7	9'40.330	32.192	31.101	29.284	11'12.907P	226,9	11:38'05.948
8	23.962	29.290	29.049	28.746	1'51.047	252,3	11:39'56.995
9	23.553	29.129	28.560	28.724	1'49.966	250,0	11:41'46.961
10	23.839	29.205	28.559	28.726	1'50.329	251,2	11:43'37.290
11	23.746	29.084	28.768	28.642	1'50.240	249,4	11:45'27.530
12	23.690	28.557	28.614	28.697	1'49.558	251,2	11:47'17.088
13	23.972	33.247	30.347	28.556	1'56.122	238,9	11:49'13.210
14	23.776	28.870	28.659	28.503	1'49.808	248,8	11:51'03.018

12/10/2019 P = Pits In/Out - C = Lap Time Cancelled

These data/results cannot be reproduced, stored and/or transmitted in whole or in part by any manner of electronic, mechanical, photocopying, recording, broadcasting or otherwise now known or herein after developed without the previous express consent by the copyright owner, except for reproduction in daily press and regular printed publications on sale to the public within 60 days of the event related to those data/results and always provided that copyright symbol appears together as follows below.

© DORNA WSBK ORGANIZATION Srl 2019



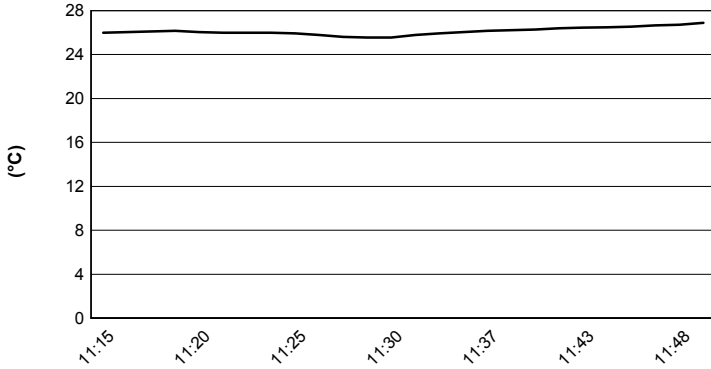
Motul Argentinean Round, 11-13 October 2019

Weather Report Free Practice 3rd Session

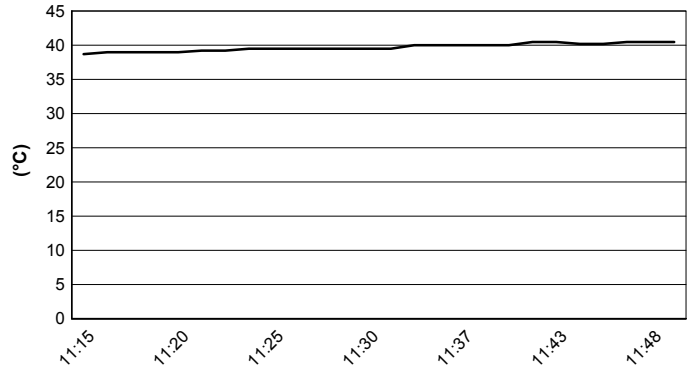
Session started 11:15 - Session ended 11:52

San Juan Villicum Circuit 4.276 m

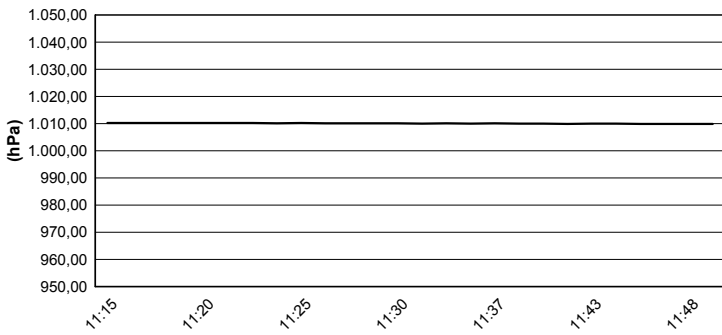
Air Temperature



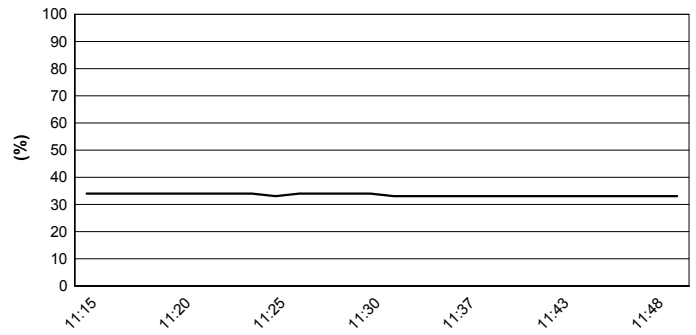
Track Temperature



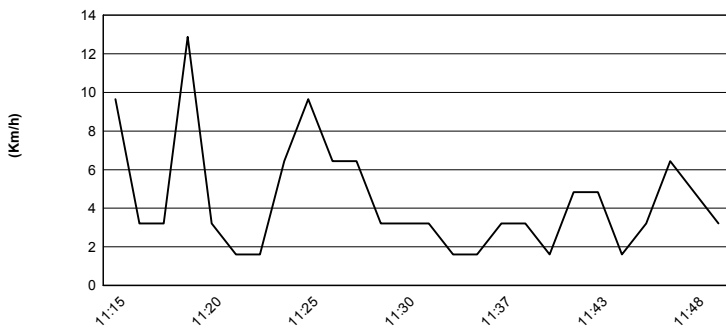
Air Pressure



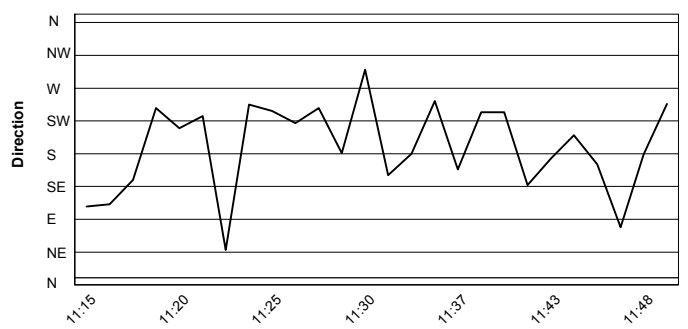
Humidity



Wind Speed



Wind Direction



12/10/2019

These data/results cannot be reproduced, stored and/or transmitted in whole or in part by any manner of electronic, mechanical, photocopying, recording, broadcasting or otherwise now known or herein after developed without the previous express consent by the copyright owner, except for reproduction in daily press and regular printed publications on sale to the public within 60 days of the event related to those data/results and always provided that copyright symbol appears together as follows below.

© DORNA WSBK ORGANIZATION Srl 2019