

Yamaha Finance Australian Round, 22-24 February 2019 World Superbike - Chronological Analysis Race 1

Phillip Island 4.445 m

Start at 15:00'18.288

1 / 4

1° 19 A. BAUTISTA (1'30.884)							
Lap	Seg.1	Seg.2	Seg.3	Seg.4	Lap Time	km/h	Local Time
1		26.618	17.320	25.536	1'36.938		15:01'55.226
2	21.786	26.373	17.308	25.497	1'30.964	309,5	15:03'26.190
3	21.688	26.329	17.344	25.523	1'30.884	309,5	15:04'57.074
4	21.764	26.307	17.299	25.582	1'30.952	311,2	15:06'28.026
5	21.693	26.350	17.311	25.621	1'30.975	312,1	15:07'59.006
6	21.737	26.322	17.413	25.624	1'31.096	311,2	15:09'30.097
7	21.735	26.436	17.449	25.592	1'31.212	310,3	15:11'01.309
8	21.767	26.379	17.251	25.568	1'30.965	311,2	15:12'32.274
9	21.795	26.359	17.360	25.673	1'31.187	312,1	15:14'03.461
10	21.726	26.483	17.386	25.654	1'31.249	311,2	15:15'34.710
11	21.795	26.367	17.422	25.607	1'31.191	311,2	15:17'05.901
12	21.848	26.449	17.373	25.624	1'31.294	312,1	15:18'37.195
13	21.842	26.414	17.552	25.719	1'31.527	311,2	15:20'08.722
14	21.820	26.559	17.472	25.771	1'31.622	311,2	15:21'40.344
15	21.807	26.442	17.495	25.748	1'31.492	311,2	15:23'11.836
16	21.862	26.525	17.445	25.688	1'31.520	312,1	15:24'43.356
17	21.805	26.557	17.444	25.799	1'31.605	312,1	15:26'14.961
18	21.898	26.558	17.491	25.802	1'31.749	313,0	15:27'46.710
19	21.958	26.626	17.512	25.854	1'31.950	311,2	15:29'18.660
20	21.938	26.555	17.689	25.996	1'32.178	312,1	15:30'50.838
21	21.910	26.624	17.440	25.990	1'31.964	312,1	15:32'22.802
22	22.163	26.621	17.680	27.923	1'34.387	310,3	15:33'57.189
Race Time 33'38.901							

12	22.022	26.624	17.545	25.975	1'32.166	301,7	15:18'50.150
13	21.973	26.582	17.591	26.048	1'32.194	300,8	15:20'22.344
14	22.022	26.574	17.626	25.897	1'32.119	300,0	15:21'54.463
15	21.918	26.554	17.611	25.864	1'31.947	300,8	15:23'26.410
16	22.129	26.736	17.561	25.980	1'32.406	305,9	15:24'58.816
17	22.068	26.838	17.646	25.924	1'32.476	302,5	15:26'31.292
18	22.038	26.510	17.603	25.955	1'32.106	300,0	15:28'03.398
19	22.005	26.568	17.616	25.924	1'32.113	298,3	15:29'35.511
20	22.095	26.751	17.562	25.974	1'32.382	300,0	15:31'07.893
21	22.129	26.765	17.685	26.087	1'32.666	302,5	15:32'40.559
22	22.225	27.102	17.852	26.385	1'33.564	297,5	15:34'14.123
Race Time 33'55.835							

2° 1 J. REA (1'31.453)							
Lap	Seg.1	Seg.2	Seg.3	Seg.4	Lap Time	km/h	Local Time
1		26.939	17.409	25.678	1'37.412		15:01'55.700
2	21.599	26.796	17.522	25.855	1'31.772	309,5	15:03'27.472
3	21.849	26.711	17.576	26.012	1'32.148	305,9	15:04'59.620
4	21.806	26.815	17.470	25.809	1'31.900	305,9	15:06'31.520
5	21.686	26.483	17.407	26.008	1'31.584	313,0	15:08'03.104
6	21.806	26.432	17.451	25.944	1'31.633	309,5	15:09'34.737
7	21.670	26.508	17.401	25.874	1'31.453	309,5	15:11'06.190
8	21.789	26.522	17.399	25.838	1'31.548	309,5	15:12'37.738
9	21.883	26.723	17.571	26.105	1'32.282	308,6	15:14'10.020
10	21.995	26.868	17.632	25.949	1'32.444	303,4	15:15'42.464
11	21.904	26.776	17.707	26.010	1'32.397	312,1	15:17'14.861
12	21.965	26.845	17.520	25.997	1'32.327	304,2	15:18'47.188
13	21.768	26.441	17.598	26.077	1'31.884	311,2	15:20'19.072
14	21.954	26.677	17.684	26.055	1'32.370	303,4	15:21'51.442
15	22.028	26.755	17.656	26.051	1'32.490	302,5	15:23'23.932
16	22.122	26.758	17.705	26.099	1'32.684	302,5	15:24'56.616
17	21.983	26.681	17.615	26.019	1'32.298	304,2	15:26'28.914
18	21.920	26.615	17.675	26.155	1'32.365	304,2	15:28'01.279
19	21.967	26.648	17.619	25.967	1'32.201	302,5	15:29'33.480
20	22.021	26.801	17.581	26.057	1'32.460	304,2	15:31'05.940
21	22.066	26.885	17.802	26.389	1'33.142	303,4	15:32'39.082
22	22.061	26.997	17.806	26.226	1'33.090	302,5	15:34'12.172
Race Time 33'53.884							

4° 22 A. LOWES (1'31.162)							
Lap	Seg.1	Seg.2	Seg.3	Seg.4	Lap Time	km/h	Local Time
1		26.953	17.447	25.991	1'38.160		15:01'56.448
2	21.629	26.385	17.451	25.697	1'31.162	305,9	15:03'27.610
3	22.243	26.591	17.509	25.865	1'32.208	302,5	15:04'59.818
4	22.205	26.637	17.546	25.789	1'32.177	305,1	15:06'31.995
5	21.845	26.492	17.463	25.754	1'31.554	306,8	15:08'03.549
6	21.808	26.524	17.531	25.644	1'31.507	309,5	15:09'35.056
7	21.947	26.603	17.478	25.878	1'31.906	313,0	15:11'06.962
8	21.885	26.600	17.465	25.753	1'31.703	306,8	15:12'38.665
9	21.805	26.550	17.527	25.738	1'31.620	305,9	15:14'10.285
10	22.279	26.725	17.656	25.817	1'32.477	314,0	15:15'42.762
11	21.973	26.904	17.615	25.791	1'32.283	307,7	15:17'15.045
12	22.115	26.765	17.625	25.811	1'32.316	306,8	15:18'47.361
13	21.890	26.609	17.489	25.810	1'31.798	306,8	15:20'19.159
14	22.077	26.653	17.700	25.953	1'32.383	303,4	15:21'51.542
15	22.131	26.773	17.646	26.041	1'32.591	304,2	15:23'24.133
16	22.137	26.844	17.700	25.967	1'32.648	305,1	15:24'56.781
17	22.117	26.738	17.583	26.092	1'32.530	304,2	15:26'29.311
18	22.059	26.728	17.609	26.190	1'32.586	303,4	15:28'01.897
19	22.048	26.711	17.640	26.117	1'32.516	301,7	15:29'34.413
20	22.297	26.942	17.809	26.391	1'33.439	301,7	15:31'07.852
21	22.402	26.856	17.607	26.049	1'32.914	300,8	15:32'40.766
22	22.160	26.886	17.806	26.555	1'33.407	307,7	15:34'14.173
Race Time 33'55.885							

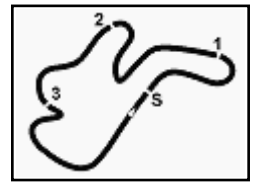
3° 33 M. MELANDRI (1'31.861)							
Lap	Seg.1	Seg.2	Seg.3	Seg.4	Lap Time	km/h	Local Time
1		27.006	17.513	25.855	1'38.400		15:01'56.688
2	22.119	27.177	17.440	25.725	1'32.461	304,2	15:03'29.149
3	22.161	26.680	17.464	25.692	1'31.997	308,6	15:05'01.146
4	21.933	26.788	17.459	25.743	1'31.923	307,7	15:06'33.069
5	21.903	26.813	17.512	25.767	1'31.995	312,1	15:08'05.064
6	21.908	26.688	17.585	25.680	1'31.861	306,8	15:09'36.925
7	21.977	26.765	17.549	25.885	1'32.176	301,7	15:11'09.101
8	22.015	26.764	17.626	25.903	1'32.308	301,7	15:12'41.409
9	21.941	26.614	17.614	25.929	1'32.098	300,8	15:14'13.507
10	21.992	26.612	17.587	25.841	1'32.032	300,8	15:15'45.539
11	22.026	26.627	17.667	26.125	1'32.445	300,8	15:17'17.984

5° 60 M. VAN DER MARK (1'31.873)							
Lap	Seg.1	Seg.2	Seg.3	Seg.4	Lap Time	km/h	Local Time
1		27.275	17.406	25.747	1'38.750		15:01'57.038
2	21.935	26.837	17.417	25.868	1'32.057	317,6	15:03'29.095
3	21.903	26.734	17.527	25.814	1'31.978	304,2	15:05'01.073
4	21.896	26.627	17.483	25.867	1'31.873	302,5	15:06'32.946
5	21.824	26.791	17.441	25.971	1'32.027	305,9	15:08'04.973
6	21.832	26.660	17.493	25.930	1'31.915	302,5	15:09'36.888
7	21.854	26.781	17.494	26.047	1'32.176	304,2	15:11'09.064
8	21.997	27.023	17.596	25.884	1'32.500	300,0	15:12'41.564
9	21.953	26.739	17.518	25.835	1'32.045	306,8	15:14'13.609
10	22.079	26.699	17.565	25.879	1'32.222	305,1	15:15'45.831
11	21.900	26.715	17.592	26.071	1'32.278	305,1	15:17'18.109
12	22.074	26.761	17.515	26.000	1'32.350	305,1	15:18'50.459
13	21.861	26.691	17.531	25.971	1'32.054	304,2	15:20'22.513
14	22.031	26.754	17.498	25.915	1'32.198	305,9	15:21'54.711
15	21.897	26.718	17.554	25.991	1'32.160	305,9	15:23'26.871
16	21.997	26.709	17.550	26.025	1'32.281	305,1	15:24'59.152
17	22.007	26.804	17.634	25.977	1'32.422	305,1	15:26'31.574
18	21.952	26.735	17.560	26.128	1'32.375	304,2	15:28'03.949
19	21.905	26.786	17.625	26.184	1'32.500	301,7	15:29'36.449
20	22.072	26.966	17.692	26.403	1'33.133	299,2	15:31'09.582
21	22.097	26.857	17.708	26.398	1'33.060	299,2	15:32'42.642
22	22.265	27.092	17.793	26.576	1'33.726	297,5	15:34'16.368
Race Time 33'58.080							

23/02/2019 P = Pits In/Out - C = Lap Time Cancelled

These data/results cannot be reproduced, stored and/or transmitted in whole or in part by any manner of electronic, mechanical, photocopying, recording, broadcasting or otherwise now known or herein after developed without the previous express consent by the copyright owner, except for reproduction in daily press and regular printed publications on sale to the public within 60 days of the event related to those data/results and always provided that copyright symbol appears together as follows below.

© DORNA WSBK ORGANIZATION Srl 2019



Yamaha Finance Australian Round, 22-24 February 2019 World Superbike - Chronological Analysis Race 1

Phillip Island 4.445 m

Start at 15:00'18.288

2 / 4

6° 54 T. RAZGATLIOGLU (1'31.459)							
Lap	Seg.1	Seg.2	Seg.3	Seg.4	Lap Time	km/h	Local Time
1		26.991	17.452	25.826	1'38.527		15:01'56.815
2	21.733	26.560	17.482	25.827	1'31.602	312,1	15:03'28.417
3	21.822	26.586	17.422	25.701	1'31.531	305,1	15:04'59.948
4	21.861	26.695	17.525	25.793	1'31.874	312,1	15:06'31.822
5	21.763	26.502	17.429	25.765	1'31.459	305,9	15:08'03.281
6	21.807	26.533	17.581	25.739	1'31.660	308,6	15:09'34.941
7	21.764	26.565	17.507	25.764	1'31.600	306,8	15:11'06.541
8	21.801	26.526	17.472	25.755	1'31.554	305,1	15:12'38.095
9	21.905	26.829	17.573	25.821	1'32.128	304,2	15:14'10.223
10	22.145	26.760	17.609	25.818	1'32.332	305,9	15:15'42.555
11	22.053	27.221	17.704	25.770	1'32.748	306,8	15:17'15.303
12	22.091	26.987	17.565	25.932	1'32.575	309,5	15:18'47.878
13	21.950	26.683	17.634	25.966	1'32.233	303,4	15:20'20.111
14	22.196	26.975	17.732	26.055	1'32.958	300,0	15:21'53.069
15	22.290	26.840	17.696	26.256	1'33.082	298,3	15:23'26.151
16	22.560	27.092	17.678	25.914	1'33.244	282,7	15:24'59.395
17	22.064	26.929	17.602	25.967	1'32.562	308,6	15:26'31.957
18	22.263	26.805	17.708	26.213	1'32.989	305,9	15:28'04.964
19	22.288	26.940	17.761	26.268	1'33.257	299,2	15:29'38.203
20	22.421	27.010	17.795	26.318	1'33.544	299,2	15:31'11.747
21	22.338	26.880	17.790	26.620	1'33.628	299,2	15:32'45.375
22	22.346	26.766	17.695	26.210	1'33.017	295,9	15:34'18.392
Race Time 34'00.104							

7° 66 T. SYKES (1'31.597)							
Lap	Seg.1	Seg.2	Seg.3	Seg.4	Lap Time	km/h	Local Time
1		27.027	17.357	26.134	1'38.379		15:01'56.667
2	21.728	26.839	17.424	25.817	1'31.808	303,4	15:03'28.475
3	21.923	26.528	17.395	25.987	1'31.833	306,8	15:05'00.308
4	21.859	26.634	17.519	26.050	1'32.062	302,5	15:06'32.370
5	21.871	26.433	17.423	25.922	1'31.649	300,8	15:08'04.019
6	21.819	26.379	17.456	25.943	1'31.597	300,0	15:09'35.616
7	21.957	26.441	17.449	25.996	1'31.843	300,8	15:11'07.459
8	22.014	26.569	17.575	26.052	1'32.210	299,2	15:12'39.669
9	22.022	26.461	17.437	26.133	1'32.053	295,9	15:14'11.722
10	21.982	26.568	17.420	25.909	1'31.879	295,9	15:15'43.601
11	21.966	26.643	17.500	26.166	1'32.275	296,7	15:17'15.876
12	22.000	26.711	17.570	26.108	1'32.389	299,2	15:18'48.265
13	22.045	26.773	17.537	26.008	1'32.363	299,2	15:20'20.628
14	22.082	26.795	17.544	26.060	1'32.481	298,3	15:21'53.109
15	22.417	26.804	17.612	26.224	1'33.057	298,3	15:23'26.166
16	22.195	26.645	17.551	26.134	1'32.525	287,2	15:24'58.691
17	22.286	27.111	17.600	26.305	1'33.302	294,3	15:26'31.993
18	22.402	26.935	17.600	26.239	1'33.176	301,7	15:28'05.169
19	22.138	27.033	17.749	26.287	1'33.207	300,0	15:29'38.376
20	22.337	27.099	17.638	26.328	1'33.402	303,4	15:31'11.778
21	22.420	27.041	17.706	26.461	1'33.628	296,7	15:32'45.406
22	22.461	26.955	17.645	26.210	1'33.271	295,1	15:34'18.677
Race Time 34'00.389							

8° 11 S. CORTESE (1'31.633)							
Lap	Seg.1	Seg.2	Seg.3	Seg.4	Lap Time	km/h	Local Time
1		27.220	17.490	25.833	1'38.681		15:01'56.969
2	22.075	27.104	17.790	25.847	1'32.816	311,2	15:03'29.785
3	22.156	26.798	17.499	25.893	1'32.346	304,2	15:05'02.131
4	21.929	26.884	17.487	25.942	1'32.242	300,8	15:06'34.373
5	22.187	26.883	17.454	26.682	1'33.206	314,9	15:08'07.579
6	21.955	26.811	17.601	25.853	1'32.220	305,9	15:09'39.799
7	21.997	26.897	17.609	25.985	1'32.488	312,1	15:11'12.287
8	21.792	26.627	17.444	25.770	1'31.633	300,0	15:12'43.920
9	21.829	26.754	17.654	25.929	1'32.166	299,2	15:14'16.086
10	21.860	26.588	17.556	25.977	1'31.981	298,3	15:15'48.067
11	21.876	26.616	17.569	25.890	1'31.951	300,8	15:17'20.018

12	21.878	26.750	17.623	25.856	1'32.107	295,1	15:18'52.125
13	21.906	26.818	17.504	25.887	1'32.115	295,9	15:20'24.240
14	22.023	26.761	17.614	25.956	1'32.354	295,1	15:21'56.594
15	21.943	26.718	17.652	25.996	1'32.309	295,1	15:23'28.903
16	22.020	26.670	17.664	26.031	1'32.385	295,1	15:25'01.288
17	22.022	26.877	17.697	26.112	1'32.708	295,1	15:26'33.996
18	21.936	26.892	17.584	26.127	1'32.539	295,9	15:28'06.535
19	22.051	26.895	17.799	26.168	1'32.913	295,1	15:29'39.448
20	22.181	27.083	17.759	26.390	1'33.413	295,9	15:31'12.861
21	22.293	27.041	17.755	26.265	1'33.354	295,1	15:32'46.215
22	22.280	27.041	17.954	26.717	1'33.992	297,5	15:34'20.207
Race Time 34'01.919							

9° 21 M. RINALDI (1'32.207)							
Lap	Seg.1	Seg.2	Seg.3	Seg.4	Lap Time	km/h	Local Time
1		27.787	17.827	25.571	1'40.065		15:01'58.353
2	22.107	26.819	17.719	25.795	1'32.440	315,8	15:03'30.793
3	22.064	26.782	17.577	25.792	1'32.215	314,0	15:05'03.008
4	22.154	26.733	17.769	25.788	1'32.444	316,7	15:06'35.452
5	22.121	26.762	17.719	25.805	1'32.407	313,0	15:08'07.859
6	22.234	26.874	17.812	25.884	1'32.804	311,2	15:09'40.663
7	22.194	26.852	17.760	25.907	1'32.713	311,2	15:11'13.376
8	22.153	26.776	17.696	25.825	1'32.450	312,1	15:12'45.826
9	22.049	26.803	17.726	25.831	1'32.409	313,0	15:14'18.235
10	22.129	26.944	17.717	25.796	1'32.586	311,2	15:15'50.821
11	22.132	27.039	17.855	26.228	1'33.254	307,7	15:17'24.075
12	22.205	26.918	17.760	26.238	1'33.121	312,1	15:18'57.196
13	22.016	26.756	17.631	25.841	1'32.244	308,6	15:20'29.440
14	22.132	26.830	17.716	26.017	1'32.695	300,8	15:22'02.135
15	22.183	26.975	17.822	25.869	1'32.849	308,6	15:23'34.984
16	22.422	26.713	17.631	25.904	1'32.670	296,7	15:25'07.654
17	21.959	26.626	17.779	25.965	1'32.329	305,9	15:26'39.983
18	22.006	26.704	17.714	25.903	1'32.327	308,6	15:28'12.310
19	22.124	26.762	17.728	26.112	1'32.726	305,1	15:29'45.036
20	22.033	26.759	17.628	25.787	1'32.207	306,8	15:31'17.243
21	22.027	26.870	17.783	26.160	1'32.840	310,3	15:32'50.083
22	22.089	26.758	17.881	25.958	1'32.686	304,2	15:34'22.769
Race Time 34'04.481							

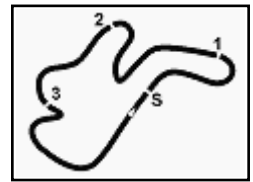
10° 7 C. DAVIES (1'31.929)							
Lap	Seg.1	Seg.2	Seg.3	Seg.4	Lap Time	km/h	Local Time
1		27.593	17.660	25.901	1'39.703		15:01'57.991
2	21.739	26.736	17.602	25.865	1'31.942	313,0	15:03'29.933
3	21.843	26.704	17.534	25.918	1'31.999	318,6	15:05'01.932
4	21.886	26.639	17.638	25.895	1'32.058	318,6	15:06'33.990
5	21.873	26.569	17.605	25.882	1'31.929	314,0	15:08'05.919
6	21.849	26.538	17.759	25.962	1'32.108	315,8	15:09'38.027
7	21.873	26.601	17.674	26.053	1'32.201	314,0	15:11'10.228
8	22.009	26.923	17.619	26.013	1'32.564	313,0	15:12'42.792
9	22.116	26.749	17.825	26.082	1'32.772	316,7	15:14'15.564
10	22.026	26.506	17.776	26.059	1'32.367	310,3	15:15'47.931
11	22.230	26.620	17.614	26.047	1'32.511	310,3	15:17'20.442
12	22.045	26.655	17.726	26.070	1'32.496	314,0	15:18'52.938
13	21.966	26.612	17.731	26.076	1'32.385	314,9	15:20'25.323
14	22.014	26.626	17.905	25.946	1'32.491	313,0	15:21'57.814
15	22.055	26.800	17.842	26.213	1'32.910	313,0	15:23'30.724
16	22.203	26.783	17.866	26.201	1'33.053	311,2	15:25'03.777
17	22.118	26.688	17.826	26.347	1'32.979	309,5	15:26'36.756
18	22.322	26.757	17.895	26.291	1'33.265	309,5	15:28'10.021
19	22.281	26.796	17.995	26.325	1'33.397	308,6	15:29'43.418
20	22.254	26.811	17.961	26.368	1'33.394	308,6	15:31'16.812
21	22.188	26.868	17.925	26.514	1'33.495	310,3	15:32'50.307
22	22.285	27.106	18.100	26.515	1'34.006	313,0	15:34'24.313
Race Time 34'06.025							

23/02/2019

P = Pits In/Out - C = Lap Time Cancelled

These data/results cannot be reproduced, stored and/or transmitted in whole or in part by any manner of electronic, mechanical, photocopying, recording, broadcasting or otherwise now known or herein after developed without the previous express consent by the copyright owner, except for reproduction in daily press and regular printed publications on sale to the public within 60 days of the event related to those data/results and always provided that copyright symbol appears together as follows below.

© DORNA WSBK ORGANIZATION Srl 2019



Yamaha Finance Australian Round, 22-24 February 2019 World Superbike - Chronological Analysis Race 1

Phillip Island 4.445 m

Start at 15:00'18.288

3 / 4

11° 81 J. TORRES (1'32.036)							
Lap	Seg.1	Seg.2	Seg.3	Seg.4	Lap Time	km/h	Local Time
1		27.492	17.608	25.806	1'39.836		15:01'58.124
2	22.089	26.839	17.457	25.693	1'32.078	305,9	15:03'30.202
3	22.178	26.896	17.438	25.824	1'32.336	314,0	15:05'02.538
4	21.879	26.762	17.579	25.816	1'32.036	306,8	15:06'34.574
5	22.094	27.068	17.448	26.066	1'32.676	312,1	15:08'07.250
6	21.940	26.688	17.664	26.054	1'32.346	304,2	15:09'39.596
7	22.105	26.798	17.600	26.174	1'32.677	310,3	15:11'12.273
8	22.093	26.697	17.512	25.923	1'32.225	300,8	15:12'44.498
9	22.069	26.740	17.683	26.057	1'32.549	300,0	15:14'17.047
10	22.187	26.698	17.636	25.942	1'32.463	297,5	15:15'49.510
11	22.241	26.733	18.039	26.115	1'33.128	297,5	15:17'22.638
12	22.113	26.749	17.722	26.009	1'32.593	295,1	15:18'55.231
13	22.163	26.709	17.696	26.092	1'32.660	294,3	15:20'27.891
14	22.207	26.725	17.719	26.111	1'32.762	293,5	15:22'00.653
15	22.265	26.763	17.783	26.111	1'32.922	294,3	15:23'33.575
16	22.202	26.766	17.687	26.180	1'32.835	294,3	15:25'06.410
17	22.210	26.782	17.805	26.175	1'32.972	292,7	15:26'39.382
18	22.305	26.744	17.698	26.212	1'32.959	292,7	15:28'12.341
19	22.294	26.829	17.759	26.210	1'33.092	296,7	15:29'45.433
20	22.268	26.771	17.701	26.167	1'32.907	299,2	15:31'18.340
21	22.360	26.895	17.880	26.283	1'33.418	295,9	15:32'51.758
22	22.446	27.032	17.919	26.248	1'33.645	291,1	15:34'25.403
Race Time 34'07.115							

12° 50 E. LAVERTY (1'31.755)							
Lap	Seg.1	Seg.2	Seg.3	Seg.4	Lap Time	km/h	Local Time
1		27.410	17.636	26.058	1'39.504		15:01'57.792
2	21.783	26.690	17.525	25.757	1'31.755	314,9	15:03'29.547
3	22.028	26.718	17.495	25.814	1'32.055	312,1	15:05'01.602
4	22.028	26.685	17.718	26.179	1'32.610	313,0	15:06'34.212
5	22.026	26.771	17.616	26.321	1'32.734	311,2	15:08'06.946
6	22.008	26.744	17.769	26.026	1'32.547	312,1	15:09'39.493
7	22.077	26.748	17.749	26.467	1'33.041	310,3	15:11'12.534
8	22.144	26.781	17.694	26.058	1'32.677	314,9	15:12'45.211
9	22.077	26.780	17.727	26.060	1'32.644	309,5	15:14'17.855
10	22.180	26.767	17.705	26.233	1'32.885	307,7	15:15'50.740
11	22.103	26.764	17.771	26.649	1'33.287	308,6	15:17'24.027
12	22.124	26.886	17.662	26.060	1'32.732	309,5	15:18'56.759
13	22.028	26.910	17.627	26.086	1'32.651	309,5	15:20'29.410
14	22.038	26.808	17.715	26.128	1'32.689	308,6	15:22'02.099
15	22.113	26.932	17.780	26.008	1'32.833	311,2	15:23'34.932
16	22.088	26.746	17.747	26.104	1'32.685	312,1	15:25'07.617
17	22.297	26.748	17.768	26.093	1'32.906	300,0	15:26'40.523
18	22.080	26.813	17.764	26.156	1'32.813	308,6	15:28'13.336
19	22.266	26.963	17.872	26.238	1'33.339	309,5	15:29'46.675
20	22.499	26.808	17.797	26.148	1'33.252	308,6	15:31'19.927
21	22.378	26.892	18.014	26.320	1'33.604	307,7	15:32'53.531
22	22.391	26.958	18.021	26.343	1'33.713	305,9	15:34'27.244
Race Time 34'08.956							

13° 28 M. REITERBERGER (1'32.119)							
Lap	Seg.1	Seg.2	Seg.3	Seg.4	Lap Time	km/h	Local Time
1		27.647	17.901	26.204	1'40.858		15:01'59.146
2	22.087	26.664	17.590	25.970	1'32.311	300,8	15:03'31.457
3	21.908	26.708	17.501	26.002	1'32.119	301,7	15:05'03.576
4	21.877	26.683	17.630	26.757	1'32.947	304,2	15:06'36.523
5	22.029	26.654	17.555	26.028	1'32.266	299,2	15:08'08.789
6	21.859	26.699	17.575	26.269	1'32.402	300,8	15:09'41.191
7	21.960	26.708	17.715	26.084	1'32.467	301,7	15:11'13.658
8	22.054	26.798	17.610	26.126	1'32.588	305,9	15:12'46.246
9	22.018	26.935	17.545	26.026	1'32.524	302,5	15:14'18.770
10	22.019	26.790	17.580	26.011	1'32.400	302,5	15:15'51.170
11	22.115	26.942	17.719	26.283	1'33.059	304,2	15:17'24.229

12	22.233	26.978	17.597	26.200	1'33.008	304,2	15:18'57.237
13	22.149	26.903	17.609	26.008	1'32.669	300,0	15:20'29.906
14	22.081	26.719	17.584	26.227	1'32.611	302,5	15:22'02.517
15	21.965	26.982	17.720	26.948	1'33.615	304,2	15:23'36.132
16	22.370	26.798	17.587	26.199	1'32.954	297,5	15:25'09.086
17	22.127	26.923	17.614	26.211	1'32.875	294,3	15:26'41.961
18	22.139	26.731	17.725	26.360	1'32.955	294,3	15:28'14.916
19	22.188	26.901	17.697	26.365	1'33.151	294,3	15:29'48.067
20	22.267	26.988	17.733	26.420	1'33.408	295,9	15:31'21.475
21	22.198	27.115	17.857	26.449	1'33.619	296,7	15:32'55.094
22	22.283	27.236	17.881	26.554	1'33.954	293,5	15:34'29.048
Race Time 34'10.760							

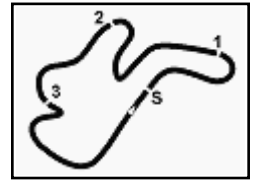
14° 36 L. MERCADO (1'31.945)							
Lap	Seg.1	Seg.2	Seg.3	Seg.4	Lap Time	km/h	Local Time
1		27.594	17.600	25.815	1'39.767		15:01'58.055
2	22.031	26.853	17.503	25.696	1'32.083	305,1	15:03'30.138
3	22.073	26.974	17.501	26.000	1'32.548	311,2	15:05'02.686
4	21.926	26.746	17.576	25.697	1'31.945	307,7	15:06'34.631
5	22.146	27.109	17.480	26.070	1'32.805	315,8	15:08'07.436
6	21.959	26.744	17.622	25.958	1'32.283	305,1	15:09'39.719
7	22.237	26.962	17.637	26.074	1'32.910	309,5	15:11'12.629
8	22.181	26.879	17.668	25.984	1'32.712	308,6	15:12'45.341
9	22.060	26.926	17.667	25.987	1'32.640	302,5	15:14'17.981
10	22.167	26.862	17.532	26.183	1'32.744	304,2	15:15'50.725
11	22.379	26.746	17.584	26.246	1'32.955	295,1	15:17'23.680
12	21.936	26.843	17.608	26.086	1'32.473	299,2	15:18'56.153
13	22.145	26.866	17.627	26.049	1'32.687	293,5	15:20'28.840
14	22.069	26.950	17.645	26.298	1'32.962	294,3	15:22'01.802
15	22.150	26.928	17.730	26.160	1'32.968	294,3	15:23'34.770
16	25.818	27.143	17.828	26.431	1'37.220	291,9	15:25'11.990
17	22.252	26.851	17.780	26.228	1'33.111	289,5	15:26'45.101
18	22.351	26.862	17.815	26.299	1'33.327	291,9	15:28'18.428
19	22.200	26.873	17.828	26.307	1'33.208	293,5	15:29'51.636
20	22.324	26.934	17.793	26.348	1'33.399	293,5	15:31'25.035
21	22.156	27.106	17.839	26.358	1'33.459	296,7	15:32'58.494
22	22.189	27.074	17.877	26.348	1'33.488	294,3	15:34'31.982
Race Time 34'13.694							

15° 91 L. HASLAM (1'31.503)							
Lap	Seg.1	Seg.2	Seg.3	Seg.4	Lap Time	km/h	Local Time
1		26.879	17.371	25.534	1'37.472		15:01'55.760
2	21.727	26.505	17.768	25.799	1'31.799	312,1	15:03'27.559
3	21.871	26.767	17.555	25.914	1'32.107	311,2	15:04'59.666
4	21.930	26.527	17.389	25.788	1'31.634	307,7	15:06'31.300
5	21.801	26.404	17.429	25.911	1'31.545	304,2	15:08'02.845
6	21.904	26.345	17.498	25.830	1'31.577	301,7	15:09'34.422
7	21.890	26.330	17.428	25.855	1'31.503	303,4	15:11'05.925
8	21.855	26.357	17.464	25.889	1'31.565	301,7	15:12'37.490
9	22.231	26.953	17.485	25.918	1'32.587	302,5	15:14'10.077
10	22.051	26.631	17.570	26.014	1'32.266	305,9	15:15'42.343
11	22.147	27.009	17.553	25.837	1'32.546	301,7	15:17'14.889
12	22.032	26.602	17.511	25.945	1'32.090	303,4	15:18'46.979
13	21.802	45.153	24.252	26.882	1'58.089	302,5	15:20'45.068
14	22.271	27.014	17.718	25.977	1'32.980	297,5	15:22'18.048
15	21.970	26.385	17.509	25.988	1'31.852	297,5	15:23'49.900
16	22.167	26.400	17.852	26.046	1'32.465	295,9	15:25'22.365
17	22.205	26.491	17.636	25.948	1'32.280	297,5	15:26'54.645
18	22.128	26.428	17.559	25.927	1'32.042	297,5	15:28'26.687
19	22.231	26.504	17.534	25.965	1'32.234	297,5	15:29'58.921
20	22.069	27.103	18.088	26.409	1'33.669	294,3	15:31'32.590
21	22.230	26.505	17.613	26.031	1'32.379	295,1	15:33'04.969
22	22.323	26.702	17.961	26.243	1'33.229	297,5	15:34'38.198
Race Time 34'19.910							

23/02/2019 P = Pits In/Out - C = Lap Time Cancelled

These data/results cannot be reproduced, stored and/or transmitted in whole or in part by any manner of electronic, mechanical, photocopying, recording, broadcasting or otherwise now known or herein after developed without the previous express consent by the copyright owner, except for reproduction in daily press and regular printed publications on sale to the public within 60 days of the event related to those data/results and always provided that copyright symbol appears together as follows below.

© DORNA WSBK ORGANIZATION Srl 2019



Phillip Island 4.445 m

Yamaha Finance Australian Round, 22-24 February 2019 World Superbike - Chronological Analysis Race 1

Start at 15:00'18.288

4 / 4

16° 23 R. KIYONARI (1'32.447)							
Lap	Seg.1	Seg.2	Seg.3	Seg.4	Lap Time	km/h	Local Time
1		27.752	18.056	25.962	1'41.136		15:01'59.424
2	22.292	27.088	17.667	25.900	1'32.947	293,5	15:03'32.371
3	21.914	26.925	17.592	26.038	1'32.469	307,7	15:05'04.840
4	21.981	26.779	17.685	26.002	1'32.447	306,8	15:06'37.287
5	22.136	26.844	17.653	25.973	1'32.606	306,8	15:08'09.893
6	22.089	26.886	17.669	25.995	1'32.639	305,1	15:09'42.532
7	21.974	26.827	17.723	26.027	1'32.551	305,1	15:11'15.083
8	22.027	26.886	17.692	26.001	1'32.606	305,1	15:12'47.689
9	22.190	26.906	17.787	26.104	1'32.987	304,2	15:14'20.676
10	22.131	27.417	17.875	26.324	1'33.747	303,4	15:15'54.423
11	22.263	26.928	17.879	26.137	1'33.207	300,0	15:17'27.630
12	22.199	27.064	17.940	26.213	1'33.416	302,5	15:19'01.046
13	22.155	27.136	17.948	26.220	1'33.459	301,7	15:20'34.505
14	22.166	27.181	17.959	26.139	1'33.445	300,0	15:22'07.950
15	22.235	27.146	17.868	26.423	1'33.672	300,8	15:23'41.622
16	22.303	27.236	18.039	26.405	1'33.983	298,3	15:25'15.605
17	22.305	27.100	17.967	26.298	1'33.670	299,2	15:26'49.275
18	22.416	27.306	18.054	26.738	1'34.514	300,8	15:28'23.789
19	22.333	27.332	18.012	26.667	1'34.344	296,7	15:29'58.133
20	22.353	27.423	18.081	26.600	1'34.457	296,7	15:31'32.590
21	22.794	27.581	18.104	26.627	1'35.106	282,0	15:33'07.696
22	22.676	27.399	18.242	26.699	1'35.016	295,9	15:34'42.712
Race Time 34'24.424							

13	23.404	28.112	18.464	27.255	1'37.235	281,3	15:21'21.087
14	23.287	27.936	18.364	27.198	1'36.785	279,8	15:22'57.872
15	23.242	28.168	18.333	27.103	1'36.846	279,8	15:24'34.718
16	23.297	28.221	18.551	27.458	1'37.527	279,8	15:26'12.245
Race Time 25'53.957							

RET 2 L. CAMIER (1'31.782)							
Lap	Seg.1	Seg.2	Seg.3	Seg.4	Lap Time	km/h	Local Time
1		27.294	17.586	25.924	1'39.429		15:01'57.717
2	22.220	26.738	17.607	25.798	1'32.363	306,8	15:03'30.080
3	22.055	26.825	17.466	25.716	1'32.062	310,3	15:05'02.142
4	21.834	26.746	17.508	26.083	1'32.171	309,5	15:06'34.313
5	22.112	26.760	17.471	25.916	1'32.259	309,5	15:08'06.572
6	21.997	26.658	17.479	25.868	1'32.002	305,1	15:09'38.574
7	21.851	26.566	17.452	25.913	1'31.782	305,9	15:11'10.356
8	22.003	26.633	17.535	26.022	1'32.193	308,6	15:12'42.549
Race Time 12'24.261							

17° 52 A. DELBIANCO (1'32.890)							
Lap	Seg.1	Seg.2	Seg.3	Seg.4	Lap Time	km/h	Local Time
1		27.684	18.013	26.114	1'41.425		15:01'59.713
2	22.145	27.054	17.709	25.982	1'32.890	298,3	15:03'32.603
3	22.149	27.095	17.864	26.443	1'33.551	295,1	15:05'06.154
4	22.420	27.011	18.144	26.492	1'34.067	292,7	15:06'40.221
5	22.652	27.106	18.141	26.617	1'34.516	290,3	15:08'14.737
6	22.607	27.133	18.161	26.590	1'34.491	285,7	15:09'49.228
7	22.665	27.241	18.094	26.558	1'34.558	286,5	15:11'23.786
8	37.787	27.727	18.176	26.536	1'50.226	285,7	15:13'14.012
9	22.718	27.376	18.122	26.887	1'35.103	284,2	15:14'49.115
10	22.701	27.324	18.113	26.655	1'34.793	283,5	15:16'23.908
11	22.720	28.513	18.223	26.749	1'36.205	284,2	15:18'00.113
12	22.711	27.498	18.328	26.862	1'35.399	282,0	15:19'35.512
13	23.074	27.437	18.275	26.795	1'35.581	285,0	15:21'11.093
14	22.900	27.583	18.580	26.728	1'35.791	282,0	15:22'46.884
15	27.967	27.766	18.286	26.777	1'40.796	284,2	15:24'27.680
16	22.771	27.475	18.291	26.819	1'35.356	282,7	15:26'03.036
17	22.819	27.391	18.138	26.892	1'35.240	281,3	15:27'38.276
18	22.883	27.367	18.217	26.820	1'35.287	282,0	15:29'13.563
19	23.053	28.486	19.942	26.811	1'38.292	282,0	15:30'51.855
20	22.918	27.633	18.423	26.910	1'35.884	289,5	15:32'27.739
21	22.972	27.634	18.457	27.168	1'36.231	282,0	15:34'03.970
Race Time 33'45.682							

RET 17 T. HERFOSS (1'35.200)							
Lap	Seg.1	Seg.2	Seg.3	Seg.4	Lap Time	km/h	Local Time
1		27.816	18.026	26.237	1'41.629		15:01'59.917
2	22.450	27.393	18.329	27.028	1'35.200	296,7	15:03'35.117
3	23.165	27.941	18.277	26.885	1'36.268	285,7	15:05'11.385
4	23.234	27.867	18.371	27.118	1'36.590	283,5	15:06'47.975
5	23.143	28.031	18.278	27.115	1'36.567	282,7	15:08'24.542
6	23.084	27.901	18.467	27.272	1'36.724	282,0	15:10'01.266
7	23.343	27.997	18.329	27.240	1'36.909	281,3	15:11'38.175
8	23.685	27.868	18.128	26.891	1'36.572	279,8	15:13'14.747
9	23.020	28.164	18.485	27.398	1'37.067	284,2	15:14'51.814
10	23.117	27.993	18.396	27.452	1'36.958	282,0	15:16'28.772
11	23.599	28.229	18.933	27.255	1'38.016	277,6	15:18'06.788
12	23.316	28.074	18.357	27.317	1'37.064	280,5	15:19'43.852

23/02/2019

P = Pits In/Out - C = Lap Time Cancelled

These data/results cannot be reproduced, stored and/or transmitted in whole or in part by any manner of electronic, mechanical, photocopying, recording, broadcasting or otherwise now known or herein after developed without the previous express consent by the copyright owner, except for reproduction in daily press and regular printed publications on sale to the public within 60 days of the event related to those data/results and always provided that copyright symbol appears together as follows below.

© DORNA WSBK ORGANIZATION Srl 2019