

Yamaha Finance Australian Round, 22-24 February 2019 World Superbike - Chronological Analysis Race 2

Phillip Island 4.445 m

Start at 15:00'36.099

1 / 4

1° 19 A. BAUTISTA (1'30.573)							
Lap	Seg.1	Seg.2	Seg.3	Seg.4	Lap Time	km/h	Local Time
1		26.275	17.280	25.538	1'36.099		15:02'12.198
2	21.760	26.285	17.219	25.309	1'30.573	312,1	15:03'42.771
3	21.729	26.262	17.309	25.388	1'30.688	314,0	15:05'13.459
4	21.707	26.333	17.291	25.423	1'30.754	314,9	15:06'44.213
5	21.736	26.198	17.349	25.354	1'30.637	313,0	15:08'14.850
6	21.671	26.297	17.332	25.552	1'30.852	314,0	15:09'45.702
7	21.784	26.409	17.327	25.452	1'30.972	313,0	15:11'16.674
8	21.608	26.323	17.371	25.485	1'30.787	314,9	15:12'47.461
9	21.821	26.363	17.345	25.511	1'31.040	314,9	15:14'18.501
10	21.740	26.369	17.407	25.609	1'31.125	314,0	15:15'49.626
11	21.749	26.424	17.454	25.578	1'31.205	314,0	15:17'20.831
12	21.819	26.466	17.400	25.652	1'31.337	314,9	15:18'52.168
13	21.845	26.445	17.402	25.726	1'31.418	313,0	15:20'23.586
14	21.772	26.562	17.505	25.719	1'31.558	313,0	15:21'55.144
15	21.754	26.418	17.420	25.700	1'31.292	314,0	15:23'26.436
16	21.847	26.509	17.458	25.732	1'31.546	313,0	15:24'57.982
17	21.855	26.502	17.525	25.694	1'31.576	313,0	15:26'29.558
18	21.847	26.478	17.455	25.676	1'31.456	313,0	15:28'01.014
19	21.905	26.518	17.393	25.746	1'31.562	313,0	15:29'32.576
20	21.872	26.583	17.573	25.754	1'31.782	314,0	15:31'04.358
21	21.924	26.693	17.577	25.939	1'32.133	314,0	15:32'36.491
22	22.084	26.856	17.700	31.082	1'37.722	314,0	15:34'14.213
Race Time 33'38.114							

12	21.917	26.572	17.635	25.997	1'32.121	305,1	15:19'02.288
13	21.976	26.510	17.620	26.011	1'32.117	305,1	15:20'34.405
14	22.023	26.504	17.594	26.060	1'32.181	305,1	15:22'06.586
15	22.222	26.949	17.733	26.126	1'33.030	304,2	15:23'39.616
16	22.335	27.013	17.678	25.958	1'32.984	305,1	15:25'12.600
17	22.027	26.882	17.683	25.978	1'32.570	305,9	15:26'45.170
18	21.841	26.684	17.636	26.096	1'32.257	310,3	15:28'17.427
19	22.244	26.977	17.619	25.972	1'32.812	304,2	15:29'50.239
20	21.856	26.635	17.694	26.098	1'32.283	310,3	15:31'22.522
21	22.166	26.727	17.573	25.979	1'32.445	305,1	15:32'54.967
22	21.884	26.594	17.499	25.723	1'31.700	305,9	15:34'26.667
Race Time 33'50.568							

2° 1 J. REA (1'31.130)							
Lap	Seg.1	Seg.2	Seg.3	Seg.4	Lap Time	km/h	Local Time
1		26.761	17.456	25.635	1'37.188		15:02'13.287
2	21.602	26.548	17.421	25.559	1'31.130	314,0	15:03'44.417
3	21.705	26.456	17.418	25.694	1'31.273	311,2	15:05'15.690
4	21.679	26.488	17.463	25.711	1'31.341	310,3	15:06'47.031
5	21.788	26.514	17.573	25.829	1'31.704	310,3	15:08'18.735
6	21.783	26.623	17.610	25.909	1'31.925	310,3	15:09'50.660
7	21.908	26.613	17.589	25.921	1'32.031	310,3	15:11'22.691
8	21.903	26.645	17.568	25.957	1'32.073	313,0	15:12'54.764
9	21.796	26.581	17.587	25.816	1'31.780	309,5	15:14'26.544
10	21.906	26.608	17.594	25.883	1'31.991	311,2	15:15'58.535
11	21.869	26.656	17.661	25.865	1'32.051	313,0	15:17'30.586
12	21.877	26.629	17.665	25.943	1'32.114	310,3	15:19'02.700
13	21.723	26.639	17.619	25.884	1'31.865	310,3	15:20'34.565
14	21.951	26.673	17.540	25.972	1'32.136	314,0	15:22'06.701
15	22.006	27.204	17.793	25.963	1'32.966	314,0	15:23'39.667
16	22.198	26.836	17.798	26.058	1'32.890	306,8	15:25'12.557
17	21.923	26.776	17.758	26.068	1'32.525	306,8	15:26'45.082
18	22.198	26.642	17.589	26.037	1'32.466	305,9	15:28'17.548
19	22.028	26.799	17.740	26.056	1'32.623	314,0	15:29'50.171
20	22.115	26.575	17.693	26.049	1'32.432	305,9	15:31'22.603
21	21.899	26.705	17.573	25.884	1'32.061	312,1	15:32'54.664
22	21.819	26.495	17.572	25.858	1'31.744	306,8	15:34'26.408
Race Time 33'50.309							

4° 60 M. VAN DER MARK (1'31.216)							
Lap	Seg.1	Seg.2	Seg.3	Seg.4	Lap Time	km/h	Local Time
1		26.837	17.342	25.580	1'37.311		15:02'13.410
2	21.760	26.466	17.434	25.556	1'31.216	311,2	15:03'44.626
3	21.767	26.565	17.440	25.669	1'31.441	307,7	15:05'16.067
4	21.840	26.614	17.546	25.956	1'31.956	305,1	15:06'48.023
5	22.020	26.704	17.578	25.752	1'32.054	307,7	15:08'20.077
6	21.956	26.732	17.577	25.850	1'32.115	307,7	15:09'52.192
7	21.918	26.615	17.578	25.872	1'31.983	302,5	15:11'24.175
8	21.909	26.606	17.511	25.894	1'31.920	303,4	15:12'56.095
9	22.019	26.689	17.570	25.881	1'32.159	301,7	15:14'28.254
10	21.994	26.663	17.590	25.971	1'32.218	300,8	15:16'00.472
11	21.943	26.573	17.566	25.986	1'32.068	300,0	15:17'32.540
12	21.977	26.624	17.571	25.970	1'32.142	300,8	15:19'04.682
13	21.932	26.636	17.576	25.971	1'32.115	302,5	15:20'36.797
14	21.932	26.669	17.592	26.009	1'32.202	300,0	15:22'08.999
15	21.933	26.667	17.570	25.963	1'32.133	301,7	15:23'41.132
16	21.890	26.699	17.581	26.013	1'32.183	301,7	15:25'13.315
17	22.005	26.703	17.659	25.897	1'32.264	305,1	15:26'45.579
18	22.098	26.820	17.591	26.021	1'32.530	308,6	15:28'18.109
19	21.945	26.889	17.699	26.427	1'32.960	304,2	15:29'51.069
20	22.181	27.040	17.861	26.218	1'33.300	305,9	15:31'24.369
21	22.253	27.080	17.737	26.274	1'33.344	301,7	15:32'57.713
22	22.223	26.853	17.684	26.314	1'33.074	301,7	15:34'30.787
Race Time 33'54.688							

3° 91 L. HASLAM (1'30.838)							
Lap	Seg.1	Seg.2	Seg.3	Seg.4	Lap Time	km/h	Local Time
1		26.471	17.380	25.599	1'36.895		15:02'12.994
2	21.665	26.263	17.375	25.535	1'30.838	306,8	15:03'43.832
3	21.804	26.311	17.348	25.647	1'31.110	308,6	15:05'14.942
4	21.771	26.535	17.502	25.767	1'31.575	307,7	15:06'46.517
5	21.859	26.523	17.540	25.927	1'31.849	306,8	15:08'18.366
6	21.854	26.524	17.559	25.889	1'31.826	305,9	15:09'50.192
7	22.040	26.559	17.539	26.064	1'32.202	305,1	15:11'22.394
8	21.911	26.542	17.519	25.934	1'31.906	305,9	15:12'54.300
9	21.840	26.595	17.579	25.934	1'31.948	305,9	15:14'26.248
10	21.888	26.591	17.538	26.017	1'32.034	304,2	15:15'58.282
11	21.875	26.519	17.541	25.950	1'31.885	304,2	15:17'30.167

5° 22 A. LOWES (1'31.563)							
Lap	Seg.1	Seg.2	Seg.3	Seg.4	Lap Time	km/h	Local Time
1		27.007	17.702	25.706	1'38.473		15:02'14.572
2	22.260	26.484	17.668	25.888	1'32.300	310,3	15:03'46.872
3	22.184	26.630	17.558	25.755	1'32.127	309,5	15:05'18.999
4	22.042	26.527	17.509	25.972	1'32.050	310,3	15:06'51.049
5	21.939	26.541	17.452	25.865	1'31.797	302,5	15:08'22.846
6	21.871	26.464	17.502	25.761	1'31.598	303,4	15:09'54.444
7	21.903	26.464	17.450	25.746	1'31.563	304,2	15:11'26.007
8	21.907	26.570	17.512	25.770	1'31.759	305,9	15:12'57.766
9	21.947	26.599	17.528	25.832	1'31.906	305,9	15:14'29.672
10	21.963	26.664	17.486	25.958	1'32.071	304,2	15:16'01.743
11	21.911	26.584	17.567	25.840	1'31.902	304,2	15:17'33.645
12	21.883	26.752	17.600	25.906	1'32.141	305,1	15:19'05.786
13	21.859	26.795	17.612	25.955	1'32.221	305,1	15:20'38.007
14	21.952	26.776	17.616	26.061	1'32.405	303,4	15:22'10.412
15	22.133	26.701	17.607	25.983	1'32.424	305,1	15:23'42.836
16	21.920	26.726	17.733	26.013	1'32.392	305,1	15:25'15.228
17	22.006	26.892	17.725	26.206	1'32.829	303,4	15:26'48.057
18	22.097	26.797	17.734	26.132	1'32.760	301,7	15:28'20.817
19	22.121	26.947	17.860	26.071	1'32.999	303,4	15:29'53.816
20	22.094	26.731	17.607	26.070	1'32.502	305,1	15:31'26.318
21	21.970	26.856	17.617	25.980	1'32.423	306,8	15:32'58.741
22	21.862	26.783	17.713	25.973	1'32.331	310,3	15:34'31.072
Race Time 33'54.973							

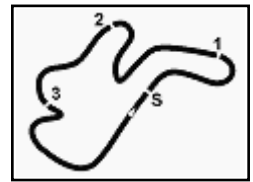
24/02/2019

P = Pits In/Out - C = Lap Time Cancelled

These data/results cannot be reproduced, stored and/or transmitted in whole or in part by any manner of electronic, mechanical, photocopying, recording, broadcasting or otherwise now known or herein after developed without the previous express consent by the copyright owner, except for reproduction in daily press and regular printed publications on sale to the public within 60 days of the event related to those data/results and always provided that copyright symbol appears together as follows below.

© DORNA WSBK ORGANIZATION Srl 2019





Yamaha Finance Australian Round, 22-24 February 2019 World Superbike - Chronological Analysis Race 2

Phillip Island 4.445 m

Start at 15:00'36.099

2 / 4

6° 33 M. MELANDRI (1'31.154)							
Lap	Seg.1	Seg.2	Seg.3	Seg.4	Lap Time	km/h	Local Time
1		26.675	17.443	25.562	1'37.650		15:02'13.749
2	21.698	26.530	17.409	25.517	1'31.154	309,5	15:03'44.903
3	21.788	26.533	17.444	25.558	1'31.323	311,2	15:05'16.226
4	21.824	26.597	17.493	25.831	1'31.745	313,0	15:06'47.971
5	21.888	26.513	17.667	25.825	1'31.893	305,1	15:08'19.864
6	21.895	26.524	17.511	25.688	1'31.618	304,2	15:09'51.482
7	21.833	26.548	17.484	25.708	1'31.573	305,1	15:11'23.055
8	21.893	26.641	17.543	25.883	1'31.960	306,8	15:12'55.015
9	21.841	26.673	17.511	25.836	1'31.861	307,7	15:14'26.876
10	21.917	26.645	17.639	25.827	1'32.028	305,9	15:15'58.904
11	21.941	26.564	17.654	25.919	1'32.078	305,9	15:17'30.982
12	21.900	26.650	17.638	25.846	1'32.034	304,2	15:19'03.016
13	21.838	26.638	17.715	25.910	1'32.101	306,8	15:20'35.117
14	21.969	26.646	17.553	25.879	1'32.047	303,4	15:22'07.164
15	21.975	26.982	17.818	25.999	1'32.774	305,9	15:23'39.938
16	22.179	26.987	17.704	25.989	1'32.859	305,9	15:25'12.797
17	21.985	26.884	17.738	26.040	1'32.647	307,7	15:26'45.444
18	22.058	26.730	17.637	25.907	1'32.332	307,7	15:28'17.776
19	22.091	27.209	17.679	26.248	1'33.227	307,7	15:29'51.003
20	22.134	26.912	17.947	26.320	1'33.313	304,2	15:31'24.316
21	22.176	26.971	17.860	26.362	1'33.369	305,1	15:32'57.685
22	22.562	26.948	18.067	26.280	1'33.857	305,1	15:34'31.542
Race Time 33'55.443							

7° 7 C. DAVIES (1'31.845)							
Lap	Seg.1	Seg.2	Seg.3	Seg.4	Lap Time	km/h	Local Time
1		27.313	17.753	26.023	1'39.876		15:02'15.975
2	21.999	26.662	17.673	25.886	1'32.220	317,6	15:03'48.195
3	21.973	26.530	17.640	25.969	1'32.112	315,8	15:05'20.307
4	21.876	26.567	17.599	25.803	1'31.845	315,8	15:06'52.152
5	21.927	26.757	17.654	26.075	1'32.413	321,4	15:08'24.565
6	21.900	26.633	17.756	25.958	1'32.247	317,6	15:09'56.812
7	22.054	26.589	17.753	25.869	1'32.265	314,0	15:11'29.077
8	21.985	26.561	17.819	25.851	1'32.216	315,8	15:13'01.293
9	21.878	26.483	17.666	25.873	1'31.900	314,9	15:14'33.193
10	21.876	26.637	17.636	25.998	1'32.147	315,8	15:16'05.340
11	22.098	26.690	17.906	26.043	1'32.737	315,8	15:17'38.077
12	22.054	26.637	17.794	25.965	1'32.450	312,1	15:19'10.527
13	22.060	26.573	17.734	25.982	1'32.349	314,0	15:20'42.876
14	22.172	26.657	17.935	26.045	1'32.809	313,0	15:22'15.685
15	22.174	26.648	17.814	26.055	1'32.691	312,1	15:23'48.376
16	22.186	26.758	17.828	26.067	1'32.839	310,3	15:25'21.215
17	22.156	26.815	17.895	26.151	1'33.017	312,1	15:26'54.232
18	22.113	26.841	17.938	26.265	1'33.157	310,3	15:28'27.389
19	22.174	26.860	17.929	26.181	1'33.144	311,2	15:30'00.533
20	22.136	26.876	17.958	26.281	1'33.251	312,1	15:31'33.784
21	22.350	26.873	18.010	26.293	1'33.526	313,0	15:33'07.310
22	22.267	27.071	18.049	26.339	1'33.726	312,1	15:34'41.036
Race Time 34'04.937							

8° 11 S. CORTESE (1'31.910)							
Lap	Seg.1	Seg.2	Seg.3	Seg.4	Lap Time	km/h	Local Time
1		27.395	17.713	25.673	1'38.919		15:02'15.018
2	22.280	26.689	17.556	25.667	1'32.192	316,7	15:03'47.210
3	22.117	26.793	17.614	25.540	1'32.064	311,2	15:05'19.274
4	22.231	26.922	17.606	25.843	1'32.602	309,5	15:06'51.876
5	22.113	27.058	17.628	26.024	1'32.823	309,5	15:08'24.699
6	22.077	26.702	17.568	25.894	1'32.241	308,6	15:09'56.940
7	22.004	26.790	17.581	25.903	1'32.278	308,6	15:11'29.218
8	21.933	26.713	17.677	25.886	1'32.209	307,7	15:13'01.427
9	21.842	26.726	17.654	25.688	1'31.910	307,7	15:14'33.337
10	21.930	26.845	17.565	25.830	1'32.170	304,2	15:16'05.507
11	22.316	27.193	17.590	25.877	1'32.976	305,1	15:17'38.483

12	22.018	26.892	17.614	25.659	1'32.183	305,9	15:19'10.666
13	22.182	26.982	17.567	25.704	1'32.435	300,0	15:20'43.101
14	22.215	27.274	17.632	25.753	1'32.874	305,1	15:22'15.975
15	22.286	26.818	17.687	26.095	1'32.886	295,9	15:23'48.861
16	22.034	27.026	17.725	25.891	1'32.676	300,0	15:25'21.537
17	22.227	26.954	17.741	26.167	1'33.089	302,5	15:26'54.626
18	22.162	26.809	17.707	26.437	1'33.115	298,3	15:28'27.741
19	22.230	27.397	17.935	26.159	1'33.721	299,2	15:30'01.462
20	22.072	26.988	17.908	26.231	1'33.199	299,2	15:31'34.661
21	22.211	27.105	17.772	26.286	1'33.374	299,2	15:33'08.035
22	22.103	27.292	17.982	26.381	1'33.758	298,3	15:34'41.793
Race Time 34'05.694							

9° 50 E. LAVERTY (1'32.166)							
Lap	Seg.1	Seg.2	Seg.3	Seg.4	Lap Time	km/h	Local Time
1		26.974	17.767	25.535	1'38.510		15:02'14.609
2	21.899	26.656	17.735	25.880	1'32.170	314,9	15:03'46.779
3	22.152	26.562	17.597	25.855	1'32.166	306,8	15:05'18.945
4	22.454	26.858	17.676	25.845	1'32.833	306,8	15:06'51.778
5	22.098	26.827	17.696	26.075	1'32.696	310,3	15:08'24.474
6	22.193	27.056	17.762	26.002	1'33.013	307,7	15:09'57.487
7	22.128	26.747	17.640	25.901	1'32.416	309,5	15:11'29.903
8	22.063	26.752	17.647	26.192	1'32.654	311,2	15:13'02.557
9	22.504	26.988	17.721	26.057	1'33.270	312,1	15:14'35.827
10	22.090	26.813	17.819	25.945	1'32.667	309,5	15:16'08.494
11	22.281	26.863	17.729	25.996	1'32.869	314,0	15:17'41.363
12	22.174	26.865	17.752	26.013	1'32.804	310,3	15:19'14.167
13	22.088	26.894	17.716	25.946	1'32.644	310,3	15:20'46.811
14	22.070	27.010	17.756	25.831	1'32.667	313,0	15:22'19.478
15	22.317	26.924	17.734	25.882	1'32.857	308,6	15:23'52.335
16	22.262	26.819	17.835	26.045	1'32.961	308,6	15:25'25.296
17	22.227	26.806	17.762	26.031	1'32.826	307,7	15:26'58.122
18	22.295	26.755	17.770	26.116	1'32.936	307,7	15:28'31.058
19	22.380	26.862	17.769	26.259	1'33.270	307,7	15:30'04.328
20	22.169	26.843	17.853	26.034	1'32.899	309,5	15:31'37.227
21	22.289	26.873	17.808	26.034	1'33.004	314,0	15:33'10.231
22	22.280	26.792	17.815	26.211	1'33.098	309,5	15:34'43.329
Race Time 34'07.230							

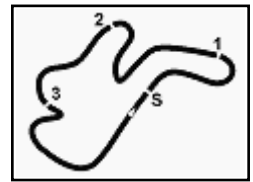
10° 2 L. CAMIER (1'32.108)							
Lap	Seg.1	Seg.2	Seg.3	Seg.4	Lap Time	km/h	Local Time
1		27.410	17.718	25.971	1'39.650		15:02'15.749
2	22.120	27.105	17.621	26.117	1'32.963	314,0	15:03'48.712
3	22.075	26.707	17.529	25.844	1'32.155	312,1	15:05'20.867
4	21.919	26.728	17.528	25.933	1'32.108	313,0	15:06'52.975
5	21.932	26.889	17.590	25.907	1'32.318	312,1	15:08'25.293
6	21.999	26.840	17.664	25.948	1'32.451	310,3	15:09'57.744
7	22.235	26.847	17.593	25.949	1'32.624	310,3	15:11'30.368
8	21.966	26.809	17.593	25.930	1'32.298	314,0	15:13'02.666
9	22.091	26.771	17.575	26.003	1'32.440	310,3	15:14'35.106
10	22.051	26.770	17.608	26.108	1'32.537	306,8	15:16'07.643
11	22.070	26.737	17.701	26.051	1'32.559	305,9	15:17'40.202
12	22.055	27.458	17.641	25.930	1'33.084	305,9	15:19'13.286
13	22.114	26.897	17.692	25.957	1'32.660	309,5	15:20'45.946
14	22.395	27.051	17.742	26.070	1'33.258	295,1	15:22'19.204
15	22.109	26.853	17.735	26.105	1'32.802	304,2	15:23'52.006
16	22.079	26.823	17.782	26.096	1'32.780	303,4	15:25'24.786
17	22.124	26.792	17.741	26.139	1'32.796	301,7	15:26'57.582
18	22.182	26.911	17.745	26.068	1'32.906	303,4	15:28'30.488
19	22.247	26.871	17.685	26.227	1'33.030	304,2	15:30'03.518
20	22.231	27.322	17.747	26.212	1'33.512	305,1	15:31'37.030
21	22.595	26.969	17.755	26.110	1'33.429	294,3	15:33'10.459
22	22.318	26.909	17.613	26.092	1'32.932	306,8	15:34'43.391
Race Time 34'07.292							

24/02/2019

P = Pits In/Out - C = Lap Time Cancelled

These data/results cannot be reproduced, stored and/or transmitted in whole or in part by any manner of electronic, mechanical, photocopying, recording, broadcasting or otherwise now known or herein after developed without the previous express consent by the copyright owner, except for reproduction in daily press and regular printed publications on sale to the public within 60 days of the event related to those data/results and always provided that copyright symbol appears together as follows below.

© DORNA WSBK ORGANIZATION Srl 2019



Yamaha Finance Australian Round, 22-24 February 2019 World Superbike - Chronological Analysis Race 2

Phillip Island 4.445 m

Start at 15:00'36.099

3 / 4

11° 36 L. MERCADO (1'32.035)							
Lap	Seg.1	Seg.2	Seg.3	Seg.4	Lap Time	km/h	Local Time
1		27.293	17.696	25.775	1'39.323		15:02'15.422
2	22.101	27.006	17.639	26.007	1'32.753	308,6	15:03'48.175
3	22.249	26.656	17.513	25.853	1'32.271	301,7	15:05'20.446
4	21.925	26.734	17.579	25.797	1'32.035	310,3	15:06'52.481
5	22.002	26.888	17.535	25.919	1'32.344	310,3	15:08'24.825
6	22.152	26.888	17.720	25.995	1'32.755	306,8	15:09'57.580
7	22.188	26.720	17.617	25.929	1'32.454	307,7	15:11'30.034
8	22.097	26.732	17.569	26.088	1'32.486	310,3	15:13'02.520
9	22.316	26.863	17.583	25.945	1'32.707	299,2	15:14'35.227
10	22.096	26.953	17.583	25.958	1'32.590	302,5	15:16'07.817
11	22.226	26.825	17.570	25.996	1'32.617	305,9	15:17'40.434
12	21.960	26.904	17.567	26.065	1'32.496	305,1	15:19'12.930
13	22.160	26.898	17.753	26.151	1'32.962	299,2	15:20'45.892
14	22.287	27.011	17.770	26.199	1'33.267	298,3	15:22'19.159
15	22.359	26.950	17.707	26.057	1'33.073	290,3	15:23'52.232
16	22.464	26.894	17.783	26.077	1'33.218	299,2	15:25'25.450
17	22.206	26.897	17.710	25.942	1'32.755	306,8	15:26'58.205
18	22.345	26.862	17.676	26.062	1'32.945	302,5	15:28'31.150
19	22.122	26.834	17.611	26.057	1'32.624	302,5	15:30'03.774
20	22.146	26.931	17.776	26.343	1'33.196	300,0	15:31'36.970
21	22.216	26.961	17.702	26.336	1'33.215	296,7	15:33'10.185
22	22.495	27.186	17.726	26.081	1'33.488	296,7	15:34'43.673
Race Time 34'07.574							

12° 28 M. REITERBERGER (1'32.213)							
Lap	Seg.1	Seg.2	Seg.3	Seg.4	Lap Time	km/h	Local Time
1		27.650	17.687	25.982	1'40.016		15:02'16.115
2	22.026	26.985	17.589	26.079	1'32.679	312,1	15:03'48.794
3	22.286	27.093	17.670	25.838	1'32.887	309,5	15:05'21.681
4	22.189	26.868	17.551	25.993	1'32.601	303,4	15:06'54.282
5	22.313	26.936	17.665	25.909	1'32.823	308,6	15:08'27.105
6	22.052	26.881	17.584	25.942	1'32.459	305,9	15:09'59.564
7	22.231	26.825	17.710	25.939	1'32.705	308,6	15:11'32.269
8	22.308	26.752	17.665	26.035	1'32.760	307,7	15:13'05.029
9	22.050	26.738	17.556	26.089	1'32.433	308,6	15:14'37.462
10	22.023	26.830	17.540	26.207	1'32.600	301,7	15:16'10.062
11	21.933	26.759	17.604	25.993	1'32.289	300,0	15:17'42.351
12	22.041	26.683	17.572	25.917	1'32.213	301,7	15:19'14.564
13	21.920	26.877	17.572	26.045	1'32.414	305,9	15:20'46.978
14	22.063	27.086	17.664	26.093	1'32.906	310,3	15:22'19.884
15	22.246	27.096	17.590	26.168	1'33.100	305,9	15:23'52.984
16	21.986	26.946	17.672	26.002	1'32.606	309,5	15:25'25.590
17	22.219	26.969	17.603	26.181	1'32.972	303,4	15:26'58.562
18	22.259	26.919	17.596	26.164	1'32.938	306,8	15:28'31.500
19	22.138	26.949	17.527	26.216	1'32.830	301,7	15:30'04.330
20	22.315	27.475	17.721	26.041	1'33.552	303,4	15:31'37.882
21	22.136	26.878	17.657	26.237	1'32.908	307,7	15:33'10.790
22	22.186	27.214	17.640	26.279	1'33.319	305,9	15:34'44.109
Race Time 34'08.010							

13° 66 T. SYKES (1'32.085)							
Lap	Seg.1	Seg.2	Seg.3	Seg.4	Lap Time	km/h	Local Time
1		27.247	17.798	25.908	1'39.304		15:02'15.403
2	22.364	27.047	17.661	26.233	1'33.305	295,9	15:03'48.708
3	22.383	26.901	17.703	25.979	1'32.966	300,8	15:05'21.674
4	22.024	26.883	17.448	25.850	1'32.205	305,9	15:06'53.879
5	21.996	26.596	17.528	25.965	1'32.085	300,0	15:08'25.964
6	21.991	26.662	17.546	26.152	1'32.351	300,8	15:09'58.315
7	22.004	26.805	17.597	26.081	1'32.487	300,8	15:11'30.802
8	22.152	26.710	17.579	26.018	1'32.459	303,4	15:13'03.261
9	22.044	26.904	17.640	26.210	1'32.798	302,5	15:14'36.059
10	22.058	26.734	17.473	26.068	1'32.333	305,1	15:16'08.392
11	22.104	26.651	17.515	25.929	1'32.199	300,0	15:17'40.591

12	22.007	26.888	17.568	26.226	1'32.689	305,9	15:19'13.280
13	22.317	26.882	17.723	26.274	1'33.196	300,0	15:20'46.476
14	22.184	26.866	17.793	26.150	1'32.993	301,7	15:22'19.469
15	22.550	26.970	17.617	26.288	1'33.425	302,5	15:23'52.894
16	22.305	26.835	17.761	26.223	1'33.124	297,5	15:25'26.018
17	22.105	26.837	17.609	26.093	1'32.644	301,7	15:26'58.662
18	22.301	26.948	17.755	26.193	1'33.197	305,1	15:28'31.859
19	22.215	26.883	17.669	26.187	1'32.954	301,7	15:30'04.813
20	22.212	26.888	17.684	26.253	1'33.037	304,2	15:31'37.850
21	22.707	27.001	17.827	26.468	1'34.003	303,4	15:33'11.853
22	22.260	27.008	17.778	26.545	1'33.591	299,2	15:34'45.444
Race Time 34'09.345							

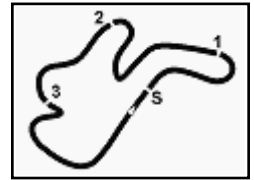
14° 81 J. TORRES (1'32.677)							
Lap	Seg.1	Seg.2	Seg.3	Seg.4	Lap Time	km/h	Local Time
1		27.631	17.705	26.111	1'40.069		15:02'16.168
2	22.073	27.040	17.540	26.045	1'32.698	312,1	15:03'48.866
3	22.324	27.211	17.550	25.828	1'32.913	300,8	15:05'21.779
4	22.221	32.650	17.768	26.570	1'39.209	313,0	15:07'00.988
5	22.199	26.743	17.732	26.013	1'32.687	293,5	15:08'33.675
6	22.237	26.896	17.758	26.083	1'32.974	295,9	15:10'06.649
7	22.225	26.737	17.801	25.914	1'32.677	295,1	15:11'39.326
8	22.154	26.760	17.820	25.994	1'32.728	295,1	15:13'12.054
9	22.206	26.781	17.746	26.087	1'32.820	295,9	15:14'44.874
10	22.206	26.753	17.823	26.115	1'32.897	293,5	15:16'17.771
11	22.234	26.832	17.751	26.112	1'32.929	295,1	15:17'50.700
12	22.163	26.804	17.783	25.990	1'32.740	294,3	15:19'23.440
13	22.218	26.745	17.750	26.072	1'32.785	293,5	15:20'56.225
14	22.195	26.910	17.650	26.009	1'32.764	295,1	15:22'28.989
15	22.175	26.784	17.740	26.095	1'32.794	295,1	15:24'01.783
16	22.203	26.853	17.798	25.939	1'32.793	294,3	15:25'34.576
17	22.083	26.908	17.786	26.180	1'32.957	296,7	15:27'07.533
18	22.176	27.274	17.862	26.362	1'33.674	298,3	15:28'41.207
19	22.209	26.934	17.883	26.267	1'33.293	301,7	15:30'14.500
20	22.282	26.910	17.893	26.283	1'33.368	292,7	15:31'47.868
21	22.351	27.224	17.946	26.398	1'33.919	293,5	15:33'21.787
22	22.392	26.961	17.754	26.245	1'33.352	294,3	15:34'55.139
Race Time 34'19.040							

15° 23 R. KIYONARI (1'32.772)							
Lap	Seg.1	Seg.2	Seg.3	Seg.4	Lap Time	km/h	Local Time
1		27.675	17.849	25.954	1'40.583		15:02'16.682
2	22.277	26.982	17.662	25.871	1'32.792	307,7	15:03'49.474
3	22.114	27.221	17.768	25.892	1'32.995	312,1	15:05'22.469
4	22.089	26.939	17.731	26.013	1'32.772	309,5	15:06'55.241
5	22.165	26.896	17.778	25.974	1'32.813	308,6	15:08'28.054
6	22.122	26.938	17.721	26.002	1'32.783	308,6	15:10'00.837
7	22.102	27.073	17.769	26.000	1'32.944	306,8	15:11'33.781
8	22.153	26.993	17.782	26.227	1'33.155	306,8	15:13'06.936
9	22.188	26.996	17.817	26.099	1'33.100	305,9	15:14'40.036
10	22.241	26.904	17.944	26.171	1'33.260	304,2	15:16'13.296
11	22.156	26.978	17.791	26.114	1'33.039	305,1	15:17'46.335
12	22.248	27.071	17.900	26.157	1'33.376	305,9	15:19'19.711
13	22.223	27.124	17.857	26.216	1'33.420	304,2	15:20'53.131
14	22.215	27.059	17.871	26.254	1'33.399	305,9	15:22'26.530
15	22.288	27.098	18.040	26.356	1'33.782	303,4	15:24'00.312
16	22.225	27.263	17.989	26.189	1'33.666	303,4	15:25'33.978
17	22.260	27.134	17.819	26.153	1'33.366	303,4	15:27'07.344
18	22.278	27.168	17.882	26.493	1'33.821	302,5	15:28'41.165
19	22.497	27.158	17.922	26.107	1'33.684	305,1	15:30'14.849
20	22.349	27.209	17.929	26.146	1'33.633	301,7	15:31'48.482
21	22.140	27.112	17.983	26.235	1'33.470	305,1	15:33'21.952
22	22.530	27.144	17.880	26.323	1'33.877	289,5	15:34'55.829
Race Time 34'19.730							

24/02/2019 P = Pits In/Out - C = Lap Time Cancelled

These data/results cannot be reproduced, stored and/or transmitted in whole or in part by any manner of electronic, mechanical, photocopying, recording, broadcasting or otherwise now known or herein after developed without the previous express consent by the copyright owner, except for reproduction in daily press and regular printed publications on sale to the public within 60 days of the event related to those data/results and always provided that copyright symbol appears together as follows below.

© DORNA WSBK ORGANIZATION Srl 2019



Phillip Island 4.445 m

4 / 4

Yamaha Finance Australian Round, 22-24 February 2019 World Superbike - Chronological Analysis Race 2

Start at 15:00'36.099

16° 21 M. RINALDI (1'32.537)							
Lap	Seg.1	Seg.2	Seg.3	Seg.4	Lap Time	km/h	Local Time
1		27.106	17.740	25.725	1'38.409		15:02'14.508
2	22.502	27.279	17.784	26.354	1'33.919	311,2	15:03'48.427
3	22.460	26.932	17.731	25.812	1'32.935	312,1	15:05'21.362
4	22.154	26.901	17.798	25.850	1'32.703	314,0	15:06'54.065
5	22.255	26.875	17.715	25.969	1'32.814	309,5	15:08'26.879
6	22.125	26.795	17.688	25.929	1'32.537	311,2	15:09'59.416
7	22.179	26.851	17.757	25.926	1'32.713	310,3	15:11'32.129
8	22.166	26.850	17.735	26.012	1'32.763	309,5	15:13'04.892
9	22.082	27.044	17.771	25.944	1'32.841	311,2	15:14'37.733
10	22.225	26.835	17.773	26.071	1'32.904	314,0	15:16'10.637
11	22.070	26.816	17.719	26.032	1'32.637	311,2	15:17'43.274
12	22.155	26.800	17.755	25.920	1'32.630	310,3	15:19'15.904
13	22.145	26.841	17.859	26.051	1'32.896	310,3	15:20'48.800
14	22.162	26.995	17.888	26.056	1'33.101	310,3	15:22'21.901
15	22.311	26.992	18.035	26.351	1'33.689	308,6	15:23'55.590
16	22.509	27.261	18.339	26.593	1'34.702	304,2	15:25'30.292
17	22.382	27.211	18.212	1'23.729	2'31.534P	304,2	15:28'01.826
18	38.571	27.074	17.696	26.025	1'49.366P		15:29'51.192
19	22.231	27.166	17.832	26.038	1'33.267	303,4	15:31'24.459
20	22.383	27.092	17.874	26.021	1'33.370	300,8	15:32'57.829
21	22.562	28.263	18.575	26.130	1'35.530	288,8	15:34'33.359
Race Time 33'57.260							

RET 54 T. RAZGATLIOGLU (1'31.855)							
Lap	Seg.1	Seg.2	Seg.3	Seg.4	Lap Time	km/h	Local Time
1		26.985	17.669	25.805	1'38.876		15:02'14.975
2	22.226	26.653	17.606	25.669	1'32.154	313,0	15:03'47.129
3	22.131	26.741	17.545	25.689	1'32.106	314,0	15:05'19.235
4	21.972	26.665	17.447	25.771	1'31.855	310,3	15:06'51.090
5	22.135	26.734	17.566	25.896	1'32.331	299,2	15:08'23.421
6	21.999	26.623	17.563	25.915	1'32.100	303,4	15:09'55.521
7	22.118	26.707	17.611	26.002	1'32.438	301,7	15:11'27.959
8	22.158	26.609	17.630	25.970	1'32.367	300,0	15:13'00.326
9	22.102	26.647	17.573	26.024	1'32.346	300,0	15:14'32.672
10	22.149	26.701	17.634	26.123	1'32.607	297,5	15:16'05.279
11	22.245	27.064	17.638	25.942	1'32.889	299,2	15:17'38.168
12	22.155	26.776	17.651	25.879	1'32.461	306,8	15:19'10.629
13	22.144	26.790	17.595	25.790	1'32.319	308,6	15:20'42.948
14	22.215	26.838	17.799	25.997	1'32.849	307,7	15:22'15.797
15	22.274	26.810	17.733	25.991	1'32.808	302,5	15:23'48.605
16	22.113	26.975	17.751	25.980	1'32.819	304,2	15:25'21.424
17	22.239	26.892	17.743	26.242	1'33.116	301,7	15:26'54.540
Race Time 26'18.441							

RET 17 T. HERFOSS (1'33.203)							
Lap	Seg.1	Seg.2	Seg.3	Seg.4	Lap Time	km/h	Local Time
1		27.679	17.774	26.053	1'40.833		15:02'16.932
2	22.316	27.139	17.665	26.083	1'33.203	296,7	15:03'50.135
3	22.280	27.341	17.836	26.556	1'34.013	294,3	15:05'24.148
4	23.575	27.977	18.186	27.448	1'37.186	290,3	15:07'01.334
5	22.797	27.908	18.549	27.159	1'36.413	292,7	15:08'37.747
Race Time 8'01.648							

24/02/2019 P = Pits In/Out - C = Lap Time Cancelled

These data/results cannot be reproduced, stored and/or transmitted in whole or in part by any manner of electronic, mechanical, photocopying, recording, broadcasting or otherwise now known or herein after developed without the previous express consent by the copyright owner, except for reproduction in daily press and regular printed publications on sale to the public within 60 days of the event related to those data/results and always provided that copyright symbol appears together as follows below.

© DORNA WSBK ORGANIZATION Srl 2019

