

Phillip Island 4.445 m

## Yamaha Finance Australian Round, 22-24 February 2019 World Superbike - Free Practices Combined Results

No.	Rider	Nat	Team	Bike	Class	FP1	FP2	FP3	Time	Gap	Rel.	Avg	LL
1	<b>19 A. BAUTISTA</b>	ESP	ARUBA.IT Racing - Ducati	Ducati Panigale V4 R		1'30.362	1'30.327	<b>1'29.785</b>	<b>1'29.785</b>			178,226	56
2	<b>91 L. HASLAM</b>	GBR	Kawasaki Racing Team WorldSBK	Kawasaki ZX-10RR		1'30.499	1'30.482	<b>1'30.259</b>	<b>1'30.259</b>	0.474	0.474	177,290	58
3	<b>1 J. REA</b>	GBR	Kawasaki Racing Team WorldSBK	Kawasaki ZX-10RR		1'30.341	1'30.367	<b>1'30.299</b>	<b>1'30.299</b>	0.514	0.040	177,211	60
4	<b>22 A. LOWES</b>	GBR	Pata Yamaha WorldSBK Team	Yamaha YZF R1		1'31.285	1'30.783	<b>1'30.325</b>	<b>1'30.325</b>	0.540	0.026	177,160	56
5	<b>50 E. LAVERTY</b>	IRL	Team Goeven	Ducati Panigale V4 R	IND	1'32.095	1'31.403	<b>1'30.430</b>	<b>1'30.430</b>	0.645	0.105	176,955	46
6	<b>66 T. SYKES</b>	GBR	BMW Motorrad WorldSBK Team	BMW S1000 RR		<b>1'30.664</b>	1'31.335	1'30.671	<b>1'30.664</b>	0.879	0.234	176,498	49
7	<b>2 L. CAMIER</b>	GBR	Moriwaki Althea Honda Team	Honda CBR1000RR		1'31.024	<b>1'30.792</b>	1'31.354	<b>1'30.792</b>	1.007	0.128	176,249	58
8	<b>11 S. CORTESE</b>	GER	GRT Yamaha WorldSBK	Yamaha YZF R1	IND	<b>1'30.850</b>	1'31.362	1'31.411	<b>1'30.850</b>	1.065	0.058	176,136	52
9	<b>28 M. REITERBERGER</b>	GER	BMW Motorrad WorldSBK Team	BMW S1000 RR		<b>1'30.862</b>	1'31.594	1'30.966	<b>1'30.862</b>	1.077	0.012	176,113	55
10	<b>33 M. MELANDRI</b>	ITA	GRT Yamaha WorldSBK	Yamaha YZF R1	IND	1'31.355	1'31.259	<b>1'30.862</b>	<b>1'30.862</b>	1.077		176,113	49
11	<b>54 T. RAZGATLIOGLU</b>	TUR	Turkish Puccetti Racing	Kawasaki ZX-10RR	IND	1'31.599	1'31.125	<b>1'31.031</b>	<b>1'31.031</b>	1.246	0.169	175,786	51
12	<b>60 M. VAN DER MARK</b>	NED	Pata Yamaha WorldSBK Team	Yamaha YZF R1		1'31.060	<b>1'31.049</b>	1'31.432	<b>1'31.049</b>	1.264	0.018	175,752	58
13	<b>7 C. DAVIES</b>	GBR	ARUBA.IT Racing - Ducati	Ducati Panigale V4 R		1'31.334	1'31.484	<b>1'31.134</b>	<b>1'31.134</b>	1.349	0.085	175,588	54
14	<b>81 J. TORRES</b>	ESP	Team Pedercini Racing	Kawasaki ZX-10RR	IND	<b>1'31.146</b>	1'31.595	1'31.350	<b>1'31.146</b>	1.361	0.012	175,564	55
15	<b>21 M. RINALDI</b>	ITA	BARNI Racing Team	Ducati Panigale V4 R	IND	1'31.855	<b>1'31.238</b>	1'32.151	<b>1'31.238</b>	1.453	0.092	175,387	50
16	<b>36 L. MERCADO</b>	ARG	Orelac Racing VerdNatura	Kawasaki ZX-10RR	IND	1'31.847	1'31.545	<b>1'31.389</b>	<b>1'31.389</b>	1.604	0.151	175,098	48
17	<b>23 R. KIYONARI</b>	JPN	Moriwaki Althea Honda Team	Honda CBR1000RR		1'31.940	<b>1'31.790</b>	1'33.121	<b>1'31.790</b>	2.005	0.401	174,333	45
18	<b>52 A. DELBIANCO</b>	ITA	Althea Mie Racing Team	Honda CBR1000RR	IND	1'32.669	1'33.017	<b>1'32.495</b>	<b>1'32.495</b>	2.710	0.705	173,004	40
19	<b>17 T. HERFOSS</b>	AUS	Penrite Honda Racing	Honda CBR1000RR	IND	1'34.324	1'34.654	<b>1'34.048</b>	<b>1'34.048</b>	4.263	1.553	170,147	20

23/02/2019

These data/results cannot be reproduced, stored and/or transmitted in whole or in part by any manner of electronic, mechanical, photocopying, recording, broadcasting or otherwise now known or herein after developed without the previous express consent by the copyright owner, except for reproduction in daily press and regular printed publications on sale to the public within 60 days of the event related to those data/results and always provided that copyright symbol appears together as follows below.

© DORNA WSBK ORGANIZATION Srl 2019

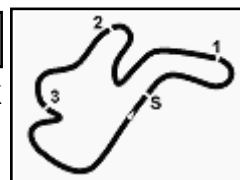
FKR PERUGIA TIMING



Official Tyre Supplier



Official Timekeeper



## Yamaha Finance Australian Round, 22-24 February 2019

### World Superbike - Results Free Practice 3rd Session

Phillip Island 4.445 m

1 / 2

No.	Rider	Nat	Team	Bike	Class	Time	Gap	Rel.	Laps	Speed	
										Avg	Max
1	19 A. BAUTISTA	ESP	ARUBA.IT Racing - Ducati	Ducati Panigale V4 R		<b>1'29.785</b>			10	178,226	<b>322,4</b>
2	91 L. HASLAM	GBR	Kawasaki Racing Team WorldSBK	Kawasaki ZX-10RR		<b>1'30.259</b>	0.474	0.474	13	177,290	<b>315,8</b>
3	1 J. REA	GBR	Kawasaki Racing Team WorldSBK	Kawasaki ZX-10RR		<b>1'30.299</b>	0.514	0.040	14	177,211	<b>310,3</b>
4	22 A. LOWES	GBR	Pata Yamaha WorldSBK Team	Yamaha YZF R1		<b>1'30.325</b>	0.540	0.026	12	177,160	<b>311,2</b>
5	50 E. LAVERTY	IRL	Team Gooleven	Ducati Panigale V4 R	IND	<b>1'30.430</b>	0.645	0.105	10	176,955	<b>315,8</b>
6	66 T. SYKES	GBR	BMW Motorrad WorldSBK Team	BMW S1000 RR		<b>1'30.671</b>	0.886	0.241	13	176,484	<b>300,0</b>
7	33 M. MELANDRI	ITA	GRT Yamaha WorldSBK	Yamaha YZF R1	IND	<b>1'30.862</b>	1.077	0.191	10	176,113	<b>309,5</b>
8	28 M. REITERBERGER	GER	BMW Motorrad WorldSBK Team	BMW S1000 RR		<b>1'30.966</b>	1.181	0.104	13	175,912	<b>306,8</b>
9	54 T. RAZGATLIOGLU	TUR	Turkish Puccetti Racing	Kawasaki ZX-10RR	IND	<b>1'31.031</b>	1.246	0.065	13	175,786	<b>307,7</b>
10	7 C. DAVIES	GBR	ARUBA.IT Racing - Ducati	Ducati Panigale V4 R		<b>1'31.134</b>	1.349	0.103	13	175,588	<b>318,6</b>
11	81 J. TORRES	ESP	Team Pedercini Racing	Kawasaki ZX-10RR	IND	<b>1'31.350</b>	1.565	0.216	13	175,172	<b>302,5</b>
12	2 L. CAMIER	GBR	Moriwaki Althea Honda Team	Honda CBR1000RR		<b>1'31.354</b>	1.569	0.004	13	175,165	<b>311,2</b>
13	36 L. MERCADO	ARG	Orelac Racing VerdNatura	Kawasaki ZX-10RR	IND	<b>1'31.389</b>	1.604	0.035	11	175,098	<b>311,2</b>
14	11 S. CORTESE	GER	GRT Yamaha WorldSBK	Yamaha YZF R1	IND	<b>1'31.411</b>	1.626	0.022	13	175,056	<b>303,4</b>
15	60 M. VAN DER MARK	NED	Pata Yamaha WorldSBK Team	Yamaha YZF R1		<b>1'31.432</b>	1.647	0.021	11	175,015	<b>315,8</b>
16	21 M. RINALDI	ITA	BARNI Racing Team	Ducati Panigale V4 R	IND	<b>1'32.151</b>	2.366	0.719	7	173,650	<b>314,0</b>
17	52 A. DELBIANCO	ITA	Althea Mie Racing Team	Honda CBR1000RR	IND	<b>1'32.495</b>	2.710	0.344	10	173,004	<b>301,7</b>
18	23 R. KIYONARI	JPN	Moriwaki Althea Honda Team	Honda CBR1000RR		<b>1'33.121</b>	3.336	0.626	10	171,841	<b>305,9</b>
19	17 T. HERFOSS	AUS	Penrite Honda Racing	Honda CBR1000RR	IND	<b>1'34.048</b>	4.263	0.927	4	170,147	<b>295,1</b>

Qualifying Lap Time (107% of 1'29.785): 1'36.071

AIR	Humidity:	65%	Temp:	20°C
TRACK	Condition:	Dry	Temp:	20°C

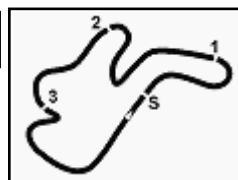
Records	Pole	(SP2)	2017 J.Rea	1'29.573	178,650	Km/h
	Race	(RC2)	2018 M.Melandri	1'30.848	176,140	Km/h
	All Times	(SP2)	2017 J.Rea	1'29.573	178,650	Km/h

Start 23/02/2019 10:00  
End 10:21

The results are provisional until the end of the time limit for protests and appeals and the completion of the technical checks.

These data/results cannot be reproduced, stored and/or transmitted in whole or in part by any manner of electronic, mechanical, photocopying, recording, broadcasting or otherwise now known or herein after developed without the previous express consent by the copyright owner, except for reproduction in daily press and regular printed publications on sale to the public within 60 days of the event related to those data/results and always provided that copyright symbol appears together as follows below.

© DORNA WSBK ORGANIZATION Srl 2019



## Yamaha Finance Australian Round, 22-24 February 2019

### World Superbike - Results Free Practice 3rd Session

#### Session Highlights

Local Time	No. Rider	Description
10.00.00		Start
10.02.11		WorldSBK Pit Intervention Time: 1min 3secs
10.10.40	<b>52 A. DELBIANCO</b>	On Asphalt - Re-Joined - Turn 4
10.12.54	<b>21 M. RINALDI</b>	Technical Problem - Turn 9
10.21.43		End Of Session

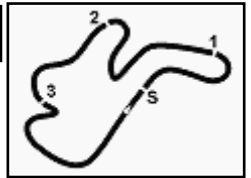
#### Fastest Laps Sequence

No.	Rider	Nat	Team	Bike	Local Time	Time	Gap	Avg
<b>1</b>	<b>J. REA</b>	GBR	Kawasaki Racing Team WorldSBK	Kawasaki ZX-10RR	10:03'18.722	<b>1'30.719</b>		176,391
<b>22</b>	<b>A. LOWES</b>	GBR	Pata Yamaha WorldSBK Team	Yamaha YZF R1	10:03'18.923	<b>1'30.606</b>	-0.113	176,611
<b>50</b>	<b>E. LAVERTY</b>	IRL	Team Gooleven	Ducati Panigale V4 R	10:03'19.188	<b>1'30.430</b>	-0.176	176,955
<b>19</b>	<b>A. BAUTISTA</b>	ESP	ARUBA.IT Racing - Ducati	Ducati Panigale V4 R	10:03'26.820	<b>1'29.895</b>	-0.535	178,008
<b>19</b>	<b>A. BAUTISTA</b>	ESP	ARUBA.IT Racing - Ducati	Ducati Panigale V4 R	10:04'56.605	<b>1'29.785</b>	-0.110	178,226

23/02/2019      Start      End      The results are provisional until the end of the time limit for protests and appeals  
10:00      10:21      and the completion of the technical checks.

These data/results cannot be reproduced, stored and/or transmitted in whole or in part by any manner of electronic, mechanical, photocopying, recording, broadcasting or otherwise now known or herein after developed without the previous express consent by the copyright owner, except for reproduction in daily press and regular printed publications on sale to the public within 60 days of the event related to those data/results and always provided that copyright symbol appears together as follows below.

© DORNA WSBK ORGANIZATION Srl 2019



## Yamaha Finance Australian Round, 22-24 February 2019 World Superbike - Best Sectors & Speed Free Practice 3rd Session

BEST LAP		
1	19 A. BAUTISTA	Ducati Panigale V4 R 1'29.785
2	91 L. HASLAM	Kawasaki ZX-10RR 1'30.259
3	1 J. REA	Kawasaki ZX-10RR 1'30.299
4	22 A. LOWES	Yamaha YZF R1 1'30.325
5	50 E. LAVERTY	Ducati Panigale V4 R 1'30.430
6	66 T. SYKES	BMW S1000 RR 1'30.671
7	33 M. MELANDRI	Yamaha YZF R1 1'30.862
8	28 M. REITERBERGER	BMW S1000 RR 1'30.966
9	54 T. RAZGATLIOGLU	Kawasaki ZX-10RR 1'31.031
10	7 C. DAVIES	Ducati Panigale V4 R 1'31.134
11	81 J. TORRES	Kawasaki ZX-10RR 1'31.350
12	2 L. CAMIER	Honda CBR1000RR 1'31.354
13	36 L. MERCADO	Kawasaki ZX-10RR 1'31.389
14	11 S. CORTESE	Yamaha YZF R1 1'31.411
15	60 M. VAN DER MARK	Yamaha YZF R1 1'31.432
16	21 M. RINALDI	Ducati Panigale V4 R 1'32.151
17	52 A. DELBIANCO	Honda CBR1000RR 1'32.495
18	23 R. KIYONARI	Honda CBR1000RR 1'33.121
19	17 T. HERFOSS	Honda CBR1000RR 1'34.048

SPEED		
1	19 A. BAUTISTA	Ducati Panigale V4 R 322,4
2	7 C. DAVIES	Ducati Panigale V4 R 318,6
3	50 E. LAVERTY	Ducati Panigale V4 R 315,8
4	60 M. VAN DER MARK	Yamaha YZF R1 315,8
5	91 L. HASLAM	Kawasaki ZX-10RR 315,8
6	21 M. RINALDI	Ducati Panigale V4 R 314,0
7	2 L. CAMIER	Honda CBR1000RR 311,2
8	22 A. LOWES	Yamaha YZF R1 311,2
9	36 L. MERCADO	Kawasaki ZX-10RR 311,2
10	1 J. REA	Kawasaki ZX-10RR 310,3
11	33 M. MELANDRI	Yamaha YZF R1 309,5
12	54 T. RAZGATLIOGLU	Kawasaki ZX-10RR 307,7
13	28 M. REITERBERGER	BMW S1000 RR 306,8
14	23 R. KIYONARI	Honda CBR1000RR 305,9
15	11 S. CORTESE	Yamaha YZF R1 303,4
16	81 J. TORRES	Kawasaki ZX-10RR 302,5
17	52 A. DELBIANCO	Honda CBR1000RR 301,7
18	66 T. SYKES	BMW S1000 RR 300,0
19	17 T. HERFOSS	Honda CBR1000RR 295,1

SEG. 1		SEG. 2		SEG. 3		SEG. 4	
1	19 A. BAUTISTA 21.438	1	66 T. SYKES 26.060	1	19 A. BAUTISTA 17.086	1	19 A. BAUTISTA 25.033
2	1 J. REA 21.479	2	22 A. LOWES 26.068	2	1 J. REA 17.224	2	50 E. LAVERTY 25.188
3	22 A. LOWES 21.504	3	91 L. HASLAM 26.090	3	91 L. HASLAM 17.243	3	22 A. LOWES 25.273
4	91 L. HASLAM 21.549	4	1 J. REA 26.104	4	66 T. SYKES 17.302	4	91 L. HASLAM 25.324
5	33 M. MELANDRI 21.612	5	19 A. BAUTISTA 26.111	5	50 E. LAVERTY 17.312	5	1 J. REA 25.333
6	28 M. REITERBERGER 21.613	6	50 E. LAVERTY 26.155	6	60 M. VAN DER MARK 17.326	6	36 L. MERCADO 25.447
7	50 E. LAVERTY 21.616	7	7 C. DAVIES 26.225	7	22 A. LOWES 17.332	7	33 M. MELANDRI 25.473
8	11 S. CORTESE 21.637	8	33 M. MELANDRI 26.249	8	28 M. REITERBERGER 17.380	8	54 T. RAZGATLIOGLU 25.482
9	7 C. DAVIES 21.667	9	54 T. RAZGATLIOGLU 26.321	9	36 L. MERCADO 17.389	9	28 M. REITERBERGER 25.496
10	2 L. CAMIER 21.668	10	81 J. TORRES 26.329	10	54 T. RAZGATLIOGLU 17.401	10	66 T. SYKES 25.507
11	54 T. RAZGATLIOGLU 21.730	11	28 M. REITERBERGER 26.333	11	33 M. MELANDRI 17.424	11	7 C. DAVIES 25.527
12	66 T. SYKES 21.735	12	2 L. CAMIER 26.372	12	11 S. CORTESE 17.493	12	81 J. TORRES 25.570
13	60 M. VAN DER MARK 21.744	13	60 M. VAN DER MARK 26.473	13	2 L. CAMIER 17.496	13	11 S. CORTESE 25.588
14	36 L. MERCADO 21.803	14	11 S. CORTESE 26.509	14	81 J. TORRES 17.508	14	2 L. CAMIER 25.643
15	81 J. TORRES 21.851	15	36 L. MERCADO 26.513	15	7 C. DAVIES 17.564	15	60 M. VAN DER MARK 25.645
16	52 A. DELBIANCO 21.953	16	21 M. RINALDI 26.710	16	21 M. RINALDI 17.668	16	21 M. RINALDI 25.659
17	21 M. RINALDI 21.986	17	52 A. DELBIANCO 26.758	17	17 T. HERFOSS 17.734	17	52 A. DELBIANCO 25.837
18	23 R. KIYONARI 22.056	18	23 R. KIYONARI 26.891	18	52 A. DELBIANCO 17.774	18	23 R. KIYONARI 25.971
19	17 T. HERFOSS 22.350	19	17 T. HERFOSS 27.261	19	23 R. KIYONARI 17.789	19	17 T. HERFOSS 26.376

23/02/2019

These data/results cannot be reproduced, stored and/or transmitted in whole or in part by any manner of electronic, mechanical, photocopying, recording, broadcasting or otherwise now known or herein after developed without the previous express consent by the copyright owner, except for reproduction in daily press and regular printed publications on sale to the public within 60 days of the event related to those data/results and always provided that copyright symbol appears together as follows below.

© DORNA WSBK ORGANIZATION Srl 2019

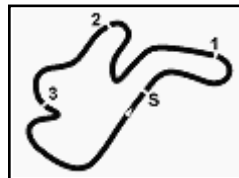
FICR PERUGIA TIMING



Official Tyre Supplier



Official Timekeeper



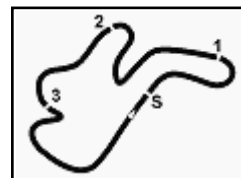
Phillip Island 4.445 m

## Yamaha Finance Australian Round, 22-24 February 2019 World Superbike - Ideal Times Free Practice 3rd Session

No.	Rider	Nat	Bike	Seg. 1	Seg. 2	Seg. 3	Seg. 4	Ideal Time		
				Diff. 1	Diff. 2	Diff. 3	Diff. 4	Best Lap	Pos.	Diff.
1	<b>19 A. BAUTISTA</b>	ESP	Ducati Panigale V4 R	<b>21.438</b>	26.111 +0.010	<b>17.086</b>	<b>25.033</b> +0.107	<b>1'29.668</b>	1	0.117
2	<b>1 J. REA</b>	GBR	Kawasaki ZX-10RR	21.479 +0.082	26.104 +0.077	17.224	25.333	<b>1'30.140</b>	3	0.159
3	<b>22 A. LOWES</b>	GBR	Yamaha YZF R1	21.504	26.068	17.332 +0.016	25.273 +0.132	<b>1'30.177</b>	4	0.148
4	<b>91 L. HASLAM</b>	GBR	Kawasaki ZX-10RR	21.549	26.090	17.243 +0.010	25.324 +0.043	<b>1'30.206</b>	2	0.053
5	<b>50 E. LAVERTY</b>	IRL	Ducati Panigale V4 R	21.616 +0.124	26.155 +0.035	17.312	25.188	<b>1'30.271</b>	5	0.159
6	<b>66 T. SYKES</b>	GBR	BMW S1000 RR	21.735	<b>26.060</b>	17.302 +0.022	25.507 +0.045	<b>1'30.604</b>	6	0.067
7	<b>33 M. MELANDRI</b>	ITA	Yamaha YZF R1	21.612	26.249 +0.008	17.424 +0.004	25.473 +0.092	<b>1'30.758</b>	7	0.104
8	<b>28 M. REITERBERGER</b>	GER	BMW S1000 RR	21.613	26.333 +0.104	17.380 +0.040	25.496	<b>1'30.822</b>	8	0.144
9	<b>54 T. RAZGATLIOGLU</b>	TUR	Kawasaki ZX-10RR	21.730	26.321	17.401	25.482 +0.097	<b>1'30.934</b>	9	0.097
10	<b>7 C. DAVIES</b>	GBR	Ducati Panigale V4 R	21.667 +0.093	26.225	17.564 +0.058	25.527	<b>1'30.983</b>	10	0.151
11	<b>36 L. MERCADO</b>	ARG	Kawasaki ZX-10RR	21.803 +0.049	26.513 +0.080	17.389 +0.108	25.447	<b>1'31.152</b>	13	0.237
12	<b>2 L. CAMIER</b>	GBR	Honda CBR1000RR	21.668	26.372 +0.175	17.496	25.643	<b>1'31.179</b>	12	0.175
13	<b>60 M. VAN DER MARK</b>	NED	Yamaha YZF R1	21.744 +0.026	26.473	17.326 +0.199	25.645 +0.019	<b>1'31.188</b>	15	0.244
14	<b>11 S. CORTESE</b>	GER	Yamaha YZF R1	21.637	26.509 +0.053	17.493 +0.108	25.588 +0.023	<b>1'31.227</b>	14	0.184
15	<b>81 J. TORRES</b>	ESP	Kawasaki ZX-10RR	21.851 +0.033	26.329	17.508 +0.053	25.570 +0.006	<b>1'31.258</b>	11	0.092
16	<b>21 M. RINALDI</b>	ITA	Ducati Panigale V4 R	21.986 +0.027	26.710 +0.101	17.668	25.659	<b>1'32.023</b>	16	0.128
17	<b>52 A. DELBIANCO</b>	ITA	Honda CBR1000RR	21.953 +0.173	26.758	17.774	25.837	<b>1'32.322</b>	17	0.173
18	<b>23 R. KIYONARI</b>	JPN	Honda CBR1000RR	22.056 +0.046	26.891	17.789 +0.028	25.971 +0.340	<b>1'32.707</b>	18	0.414
19	<b>17 T. HERFOSS</b>	AUS	Honda CBR1000RR	22.350	27.261 +0.122	17.734 +0.131	26.376 +0.074	<b>1'33.721</b>	19	0.327
<b>Overall Ideal Time</b>				<b>21.438</b>	<b>26.060</b>	<b>17.086</b>	<b>25.033</b>	<b>1'29.617</b>		

23/02/2019  
 These data/results cannot be reproduced, stored and/or transmitted in whole or in part by any manner of electronic, mechanical, photocopying, recording, broadcasting or otherwise now known or herein after developed without the previous express consent by the copyright owner, except for reproduction in daily press and regular printed publications on sale to the public within 60 days of the event related to those data/results and always provided that copyright symbol appears together as follows below.  
 © DORNA WSBK ORGANIZATION Srl 2019





## Yamaha Finance Australian Round, 22-24 February 2019 World Superbike - Chronological Analysis Free Practice 3rd Session

Phillip Island 4.445 m

**1 / 3**
**1° 19 A. BAUTISTA (1'29.785)**

Lap	Seg.1	Seg.2	Seg.3	Seg.4	Lap Time	km/h	Local Time
1							10:00'13.663
2	33.507	27.005	17.477	25.273	1'43.262P		10:01'56.925
3	21.560	<b>26.111</b>	17.191	<b>25.033</b>	1'29.895	320,5	10:03'26.820
4	<b>21.438</b>	26.121	<b>17.086</b>	25.140	<b>1'29.785</b>	<b>322,4</b>	10:04'56.605
5	21.569	26.320	17.661	25.213	1'30.763	<b>322,4</b>	10:06'27.368
6	21.787	26.405	17.332	25.154	1'30.678	<b>322,4</b>	10:07'58.046
7	21.538	27.195	17.299	25.480	1'31.512	321,4	10:09'29.558
8	21.622	26.213	17.251	25.183	1'30.269	315,8	10:10'59.827
9	21.570	26.290	17.255	25.286	1'30.401	318,6	10:12'30.228
10	21.960	28.320	17.627	5'02.848	6'10.755P	319,5	10:18'40.983
11	33.299	26.742	17.635	25.562	1'43.238P		10:20'24.221

13 21.901 26.437 17.515 25.665 1'31.518 307,7 10:21'11.630

**5° 50 E. LAVERTY (1'30.430)**

Lap	Seg.1	Seg.2	Seg.3	Seg.4	Lap Time	km/h	Local Time
1							10:00'03.801
2	34.004	27.311	17.909	25.733	1'44.957P		10:01'48.758
3	21.740	26.190	<b>17.312</b>	<b>25.188</b>	<b>1'30.430</b>	314,0	10:03'19.188
4	21.639	26.497	17.334	25.364	1'30.834	<b>315,8</b>	10:04'50.022
5	<b>21.616</b>	26.306	17.654	25.443	1'31.019	314,0	10:06'21.041
6	21.759	26.344	17.559	25.430	1'31.092	312,1	10:07'52.133
7	22.957	27.471	18.071	5'54.822	7'03.321P	310,3	10:14'55.454
8	35.576	27.402	18.089	26.065	1'47.132P		10:16'42.586
9	21.830	<b>26.155</b>	17.539	25.456	1'30.980	308,6	10:18'13.566
10	21.812	26.286	17.530	25.475	1'31.103	310,3	10:19'44.669
11	21.807	26.379	17.591	25.463	1'31.240	311,2	10:21'15.909

**2° 91 L. HASLAM (1'30.259)**

Lap	Seg.1	Seg.2	Seg.3	Seg.4	Lap Time	km/h	Local Time
1							10:00'05.164
2	35.250	30.212	20.144	27.466	1'53.072P		10:01'58.236
3	22.108	26.748	17.731	26.057	1'32.644	313,0	10:03'30.880
4	21.638	26.120	17.374	<b>25.324</b>	1'30.456	312,1	10:05'01.336
5	21.630	27.381	18.062	26.200	1'33.273	<b>315,8</b>	10:06'34.609
6	<b>21.549</b>	<b>26.090</b>	17.253	25.367	<b>1'30.259</b>	312,1	10:08'04.868
7	22.165	27.175	17.757	25.860	1'32.957	312,1	10:09'37.825
8	21.645	26.220	<b>17.243</b>	25.384	1'30.492	309,5	10:11'08.317
9	21.622	26.140	17.369	25.808	1'30.939	311,2	10:12'39.256
10	21.589	26.106	17.276	25.463	1'30.434	<b>315,8</b>	10:14'09.690
11	21.625	26.257	17.564	25.532	1'30.978	309,5	10:15'40.668
12	21.664	26.332	17.388	25.558	1'30.942	309,5	10:17'11.610
13	21.723	26.208	17.310	25.489	1'30.730	309,5	10:18'42.340
14	22.013	27.850	17.908	26.089	1'33.860	310,3	10:20'16.200

**6° 66 T. SYKES (1'30.671)**

Lap	Seg.1	Seg.2	Seg.3	Seg.4	Lap Time	km/h	Local Time
1							10:00'45.053
2	35.889	28.683	18.138	26.629	1'49.339P		10:02'34.392
3	22.418	27.260	18.393	25.914	1'33.985	298,3	10:04'08.377
4	21.763	26.079	17.372	25.548	1'30.762	299,2	10:05'39.139
5	21.756	26.198	17.412	25.536	1'30.902	298,3	10:07'10.041
6	21.800	26.157	<b>17.302</b>	<b>25.507</b>	1'30.766	298,3	10:08'40.807
7	21.828	26.099	17.362	25.624	1'30.913	297,5	10:10'11.720
8	24.012	27.077	17.835	26.107	1'35.031	296,7	10:11'46.751
9	21.846	26.232	22.778	26.634	1'37.490	<b>300,0</b>	10:13'24.241
10	<b>21.735</b>	<b>26.060</b>	17.324	25.552	<b>1'30.671</b>	298,3	10:14'54.912
11	21.811	26.205	17.375	25.693	1'31.084	297,5	10:16'25.996
12	21.868	26.313	17.400	25.703	1'31.284	297,5	10:17'57.280
13	21.899	26.210	17.418	25.750	1'31.277	297,5	10:19'28.557
14	21.852	26.300	17.365	25.696	1'31.213	298,3	10:20'59.770

**3° 1 J. REA (1'30.299)**

Lap	Seg.1	Seg.2	Seg.3	Seg.4	Lap Time	km/h	Local Time
1							10:00'03.641
2	33.558	27.063	17.745	25.996	1'44.362P		10:01'48.003
3	21.713	26.243	17.359	25.404	1'30.719	309,5	10:03'18.722
4	21.561	26.181	<b>17.224</b>	<b>25.333</b>	<b>1'30.299</b>	<b>310,3</b>	10:04'49.021
5	<b>21.479</b>	26.112	17.330	25.395	1'30.316	309,5	10:06'19.337
6	21.483	<b>26.104</b>	17.261	25.506	1'30.354	<b>310,3</b>	10:07'49.691
7	21.528	26.305	17.582	25.558	1'30.973	<b>310,3</b>	10:09'20.664
8	21.610	26.220	17.396	25.548	1'30.774	308,6	10:10'51.438
9	21.762	26.296	17.470	25.588	1'31.116	303,4	10:12'22.554
10	21.583	26.180	17.431	25.611	1'30.805	307,7	10:13'53.359
11	21.679	26.143	17.422	25.610	1'30.854	306,8	10:15'24.213
12	21.550	26.116	17.386	25.665	1'30.717	307,7	10:16'54.930
13	21.560	26.275	17.619	25.687	1'31.141	308,6	10:18'26.071
14	21.627	26.234	17.539	25.677	1'31.077	309,5	10:19'57.148
15	21.602	26.146	17.421	25.655	1'30.824	309,5	10:21'27.972

**7° 33 M. MELANDRI (1'30.862)**

Lap	Seg.1	Seg.2	Seg.3	Seg.4	Lap Time	km/h	Local Time
1							10:00'05.429
2	34.194	28.320	18.381	26.136	1'47.031P		10:01'52.460
3	22.014	26.495	17.553	25.676	1'31.738	307,7	10:03'24.198
4	21.673	26.349	17.614	25.555	1'31.191	308,6	10:04'55.389
5	<b>21.612</b>	26.257	17.428	25.565	<b>1'30.862</b>	<b>309,5</b>	10:06'26.251
6	22.573	26.947	<b>17.424</b>	5'01.817	6'08.761P	303,4	10:12'35.012
7	36.142	27.616	18.064	26.163	1'47.985P		10:14'22.997
8	21.828	26.397	17.979	26.724	1'32.928	304,2	10:15'55.925
9	21.699	<b>26.249</b>	17.476	<b>25.473</b>	1'30.897	305,9	10:17'26.822
10	22.176	27.268	17.699	25.621	1'32.764	306,8	10:18'59.586
11	21.758	26.361	17.494	25.635	1'31.248	304,2	10:20'30.834

**4° 22 A. LOWES (1'30.325)**

Lap	Seg.1	Seg.2	Seg.3	Seg.4	Lap Time	km/h	Local Time
1							10:00'04.757
2	32.767	27.206	17.694	25.893	1'43.560P		10:01'48.317
3	21.569	26.432	<b>17.332</b>	<b>25.273</b>	1'30.606	310,3	10:03'18.923
4	21.755	26.283	17.356	25.451	1'30.845	<b>311,2</b>	10:04'49.768
5	<b>21.504</b>	<b>26.068</b>	17.348	25.405	<b>1'30.325</b>	309,5	10:06'20.093
6	21.601	26.223	17.448	25.461	1'30.733	309,5	10:07'50.826
7	24.805	30.737	23.595	2'36.636	3'55.773P	307,7	10:11'46.599
8	34.138	27.806	17.836	26.161	1'45.941P		10:13'32.540
9	21.917	26.556	17.687	25.848	1'32.008	305,9	10:15'04.548
10	21.932	26.512	17.618	25.755	1'31.817	305,9	10:16'36.365
11	21.942	26.663	17.679	25.865	1'32.149	305,1	10:18'08.514
12	21.986	26.394	17.541	25.677	1'31.598	305,1	10:19'40.112

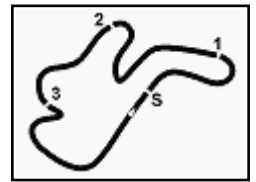
**8° 28 M. REITERBERGER (1'30.966)**

Lap	Seg.1	Seg.2	Seg.3	Seg.4	Lap Time	km/h	Local Time
1							10:00'08.058
2	32.955	28.961	18.585	26.132	1'46.633P		10:01'54.691
3	21.850	26.562	17.440	25.789	1'31.641	300,8	10:03'26.332
4	21.761	26.696	17.438	25.685	1'31.580	301,7	10:04'57.912
5	<b>21.613</b>	26.437	17.420	<b>25.496</b>	<b>1'30.966</b>	303,4	10:06'28.878
6	21.703	26.544	<b>17.380</b>	<b>25.681</b>	1'31.308	<b>306,8</b>	10:08'00.186
7	21.888	26.366	17.464	25.647	1'31.365	301,7	10:09'31.551
8	21.784	<b>26.333</b>	17.461	25.706	1'31.284	302,5	10:11'02.835
9	21.788	26.419	17.421	25.771	1'31.399	302,5	10:12'34.234
10	21.807	26.657	17.452	25.893	1'31.809	300,8	10:14'06.043
11	21.893	26.444	17.715	26.568	1'32.620	299,2	10:15'38.663
12	21.828	26.390	17.624	25.917	1'31.759	298,3	10:17'10.422
13	21.849	26.340	17.690	25.781	1'31.660	298,3	10:18'42.082

23/02/2019 P = Pits In/Out - C = Lap Time Cancelled

These data/results cannot be reproduced, stored and/or transmitted in whole or in part by any manner of electronic, mechanical, photocopying, recording, broadcasting or otherwise now known or herein after developed without the previous express consent by the copyright owner, except for reproduction in daily press and regular printed publications on sale to the public within 60 days of the event related to those data/results and always provided that copyright symbol appears together as follows below.

© DORNA WSBK ORGANIZATION Srl 2019



## Yamaha Finance Australian Round, 22-24 February 2019 World Superbike - Chronological Analysis Free Practice 3rd Session

Phillip Island 4.445 m

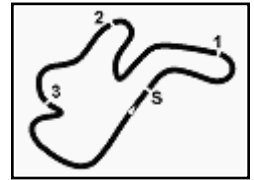
2 / 3

Lap	Seg.1	Seg.2	Seg.3	Seg.4	Lap Time	km/h	Local Time
14	21.819	26.410	17.661	25.926	1'31.816	297,5	10:20'13.898
<b>9° 54 T. RAZGATLIOGLU (1'31.031)</b>							
1							10:00'04.448
2	34.013	27.907	18.060	26.130	1'46.110P		10:01'50.558
3	22.083	26.800	17.659	25.827	1'32.369	304,2	10:03'22.927
4	21.863	26.595	17.526	25.697	1'31.681	304,2	10:04'54.608
5	21.829	26.485	17.552	25.686	1'31.552	303,4	10:06'26.160
6	21.865	26.500	17.480	25.638	1'31.483	305,1	10:07'57.643
7	21.860	26.815	17.527	25.802	1'32.004	303,4	10:09'29.647
8	21.769	26.451	17.426	<b>25.482</b>	1'31.128	306,8	10:11'00.775
9	<b>21.730</b>	<b>26.321</b>	<b>17.401</b>	25.579	<b>1'31.031</b>	305,9	10:12'31.806
10	21.918	26.402	17.408	25.683	1'31.411	305,9	10:14'03.217
11	21.897	26.467	17.626	25.860	1'31.850	305,9	10:15'35.067
12	24.756	31.402	17.799	25.795	1'39.752	300,8	10:17'14.819
13	21.888	26.594	17.506	25.680	1'31.668	<b>307,7</b>	10:18'46.487
14	22.042	26.740	17.769	25.633	1'32.184	305,9	10:20'18.671
<b>13° 36 L. MERCADO (1'31.389)</b>							
1							10:00'16.232
2	33.924	27.566	18.232	25.903	1'45.625P		10:02'01.857
3	21.945	26.706	17.457	25.543	1'31.651	304,2	10:03'33.508
4	21.954	26.562	<b>17.389</b>	25.508	1'31.413	<b>311,2</b>	10:05'04.921
5	<b>21.803</b>	26.868	17.653	25.661	1'31.985	309,5	10:06'36.906
6	21.948	26.860	17.550	26.404	1'32.762	<b>311,2</b>	10:08'09.668
7	21.883	39.776	17.924	25.853	1'45.436	301,7	10:09'55.104
8	21.904	26.573	17.563	25.807	1'31.847	301,7	10:11'26.951
9	21.820	<b>26.513</b>	17.549	25.733	1'31.615	300,0	10:12'58.566
10	21.924	28.299	17.880	25.820	1'42.523P	299,2	10:17'05.089
11	32.673	26.542	17.515	25.740	1'42.470P		10:18'47.559
12	21.852	26.593	17.497	<b>25.447</b>	<b>1'31.389</b>	302,5	10:20'18.948
<b>14° 11 S. CORTESE (1'31.411)</b>							
1							10:00'06.257
2	34.298	29.173	19.118	27.633	1'50.222P		10:01'56.479
3	21.923	26.943	17.699	25.855	1'32.420	301,7	10:03'28.899
4	21.852	26.740	17.661	25.613	1'31.866	302,5	10:05'00.765
5	<b>21.637</b>	26.562	17.601	25.611	<b>1'31.411</b>	<b>303,4</b>	10:06'32.176
6	21.721	<b>26.509</b>	17.576	25.707	1'31.513	<b>303,4</b>	10:08'03.689
7	21.725	26.553	17.530	25.752	1'31.560	300,0	10:09'35.249
8	21.671	26.648	17.574	25.967	1'31.860	300,8	10:11'07.109
9	21.813	26.585	17.496	26.108	1'32.002	298,3	10:12'39.111
10	21.927	26.602	<b>17.493</b>	<b>25.588</b>	1'31.610	300,8	10:14'10.721
11	21.718	26.818	17.586	25.652	1'31.774	300,8	10:15'42.495
12	21.761	26.637	17.566	25.667	1'31.631	300,8	10:17'14.126
13	21.934	26.698	17.755	25.833	1'32.220	300,0	10:18'46.346
14	21.908	26.815	17.805	25.770	1'32.298	298,3	10:20'18.644
<b>15° 60 M. VAN DER MARK (1'31.432)</b>							
1							10:00'14.322
2	33.369	29.697	18.333	25.967	1'47.366P		10:02'01.688
3	21.817	26.701	17.441	<b>25.645</b>	1'31.604	310,3	10:03'33.292
4	22.706	27.443	17.574	25.931	1'33.654	<b>315,8</b>	10:05'06.946
5	21.794	26.582	<b>17.326</b>	25.933	1'31.635	307,7	10:06'38.581
6	22.346	27.020	17.911	346.304	4'53.581P	303,4	10:11'32.162
7	36.810	26.943	17.593	25.878	1'47.224P		10:13'19.386
8	21.946	26.548	17.516	25.812	1'31.822	300,8	10:14'51.208
9	21.770	<b>26.473</b>	17.525	25.664	<b>1'31.432</b>	300,8	10:16'22.640
10	21.745	26.503	17.533	25.993	1'31.774	301,7	10:17'54.414
11	<b>21.744</b>	26.481	17.616	25.885	1'31.726	301,7	10:19'26.140
12	21.820	26.520	17.484	25.848	1'31.672	301,7	10:20'57.812
<b>16° 21 M. RINALDI (1'32.151)</b>							
1							10:00'09.541
2	36.213	28.713	18.078	25.911	1'48.915P		10:01'58.456
3	22.400	27.188	17.757	25.747	1'33.092	313,0	10:03'31.548
4	22.277	27.045	17.739	25.680	1'32.741	<b>314,0</b>	10:05'04.289
5	22.013	26.811	<b>17.668</b>	<b>25.659</b>	<b>1'32.151</b>	310,3	10:06'36.440
6	22.263	29.374	18.354	25.799	1'35.790	311,2	10:08'12.230
7	21.993	26.885	17.889	25.727	1'32.494	310,3	10:09'44.724
<b>12° 2 L. CAMIER (1'31.354)</b>							
1							10:00'15.188
2	34.213	27.868	18.035	26.123	1'46.239P		10:02'01.427
3	21.860	26.634	17.587	25.677	1'31.758	305,9	10:03'33.185
4	<b>21.668</b>	26.547	<b>17.496</b>	<b>25.643</b>	<b>1'31.354</b>	310,3	10:05'04.539
5	22.013	26.718	17.631	25.733	1'32.095	310,3	10:06'36.634
6	21.929	27.013	19.074	25.801	1'33.817	<b>311,2</b>	10:08'10.451
7	21.763	28.068	17.756	25.912	1'33.499	306,8	10:09'43.950
8	21.832	<b>26.372</b>	17.601	25.765	1'31.570	303,4	10:11'15.520

23/02/2019 P = Pits In/Out - C = Lap Time Cancelled

These data/results cannot be reproduced, stored and/or transmitted in whole or in part by any manner of electronic, mechanical, photocopying, recording, broadcasting or otherwise now known or herein after developed without the previous express consent by the copyright owner, except for reproduction in daily press and regular printed publications on sale to the public within 60 days of the event related to those data/results and always provided that copyright symbol appears together as follows below.

© DORNA WSBK ORGANIZATION Srl 2019



Phillip Island 4.445 m

## Yamaha Finance Australian Round, 22-24 February 2019 World Superbike - Chronological Analysis Free Practice 3rd Session

8 22.066 26.710 17.738 25.754 1'32.268 311,2 10:11'16.992

17° 52 A. DELBIANCO (1'32.495)							
Lap	Seg.1	Seg.2	Seg.3	Seg.4	Lap Time	km/h	Local Time
1							10:00'04.405
2	33.539	27.361	17.868	25.895	1'44.663P		10:01'49.068
3	22.110	27.018	18.447	26.419	1'33.994	301,7	10:03'23.062
4	22.126	26.758	17.774	25.837	1'32.495	298,3	10:04'55.557
5	21.953	26.796	17.797	26.009	1'32.555	301,7	10:06'28.112
6	22.245	30.223	17.818	26.119	1'36.405	298,3	10:08'04.517
7	22.183	27.078	17.935	26.315	1'33.511	293,5	10:09'38.028
8	23.968	43.049	19.068	26.215	1'52.300	279,1	10:11'30.328
9	22.328	26.822	17.861	26.288	1'33.299	295,1	10:13'03.627
10	22.408	28.543	19.247	4'56.601	6'06.799P	289,5	10:19'10.426
11	35.384	29.373	18.187	26.822	1'49.766P		10:21'00.192

18° 23 R. KIYONARI (1'33.121)							
Lap	Seg.1	Seg.2	Seg.3	Seg.4	Lap Time	km/h	Local Time
1							10:00'13.526
2	37.703	28.562	18.628	2'46.208	4'11.101P		10:04'24.627
3	37.036	28.328	18.552	26.218	1'50.134P		10:06'14.761
4	22.236	27.116	18.007	25.971	1'33.330	303,4	10:07'48.091
5	22.238	27.070	18.301	26.103	1'33.712	304,2	10:09'21.803
6	22.056	28.279	18.002	26.074	1'34.411	305,9	10:10'56.214
7	22.102	26.891	17.817	26.311	1'33.121	303,4	10:12'29.335
8	22.186	26.927	17.940	26.088	1'33.141	304,2	10:14'02.476
9	23.654	27.443	18.195	2'34.538	3'43.830P	304,2	10:17'46.306
10	36.802	27.921	18.215	26.270	1'49.208P		10:19'35.514
11	22.199	27.048	17.789	26.096	1'33.132	305,1	10:21'08.646

19° 17 T. HERFOSS (1'34.048)							
Lap	Seg.1	Seg.2	Seg.3	Seg.4	Lap Time	km/h	Local Time
1							10:00'05.942
2	34.882	29.410	18.827	27.855	1'50.974P		10:01'56.916
3	22.350	27.383	17.865	26.450	1'34.048	294,3	10:03'30.964
4	22.763	28.559	17.734	26.376	1'35.432	289,5	10:05'06.396
5	22.634	27.261	17.942	26.614	1'34.451	295,1	10:06'40.847

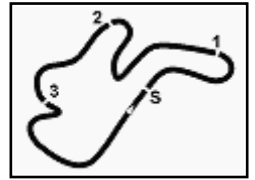
23/02/2019 P = Pits In/Out - C = Lap Time Cancelled

These data/results cannot be reproduced, stored and/or transmitted in whole or in part by any manner of electronic, mechanical, photocopying, recording, broadcasting or otherwise now known or herein after developed without the previous express consent by the copyright owner, except for reproduction in daily press and regular printed publications on sale to the public within 60 days of the event related to those data/results and always provided that copyright symbol appears together as follows below.

© DORNA WSBK ORGANIZATION Srl 2019



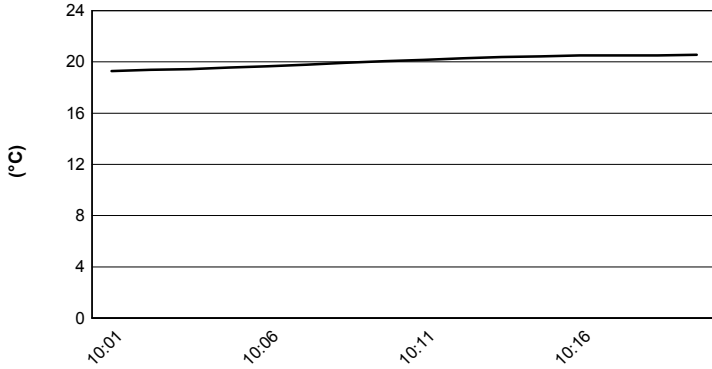




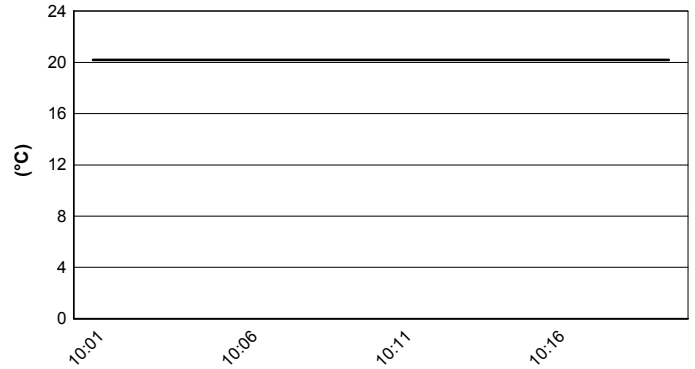
Phillip Island 4.445 m

**Yamaha Finance Australian Round, 22-24 February 2019**  
**World Superbike - Weather Report Free Practice 3rd Session**  
 Session started 10:00 - Session ended 10:21


### Air Temperature



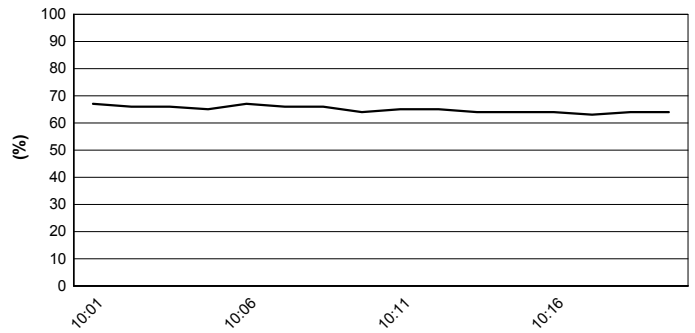
### Track Temperature



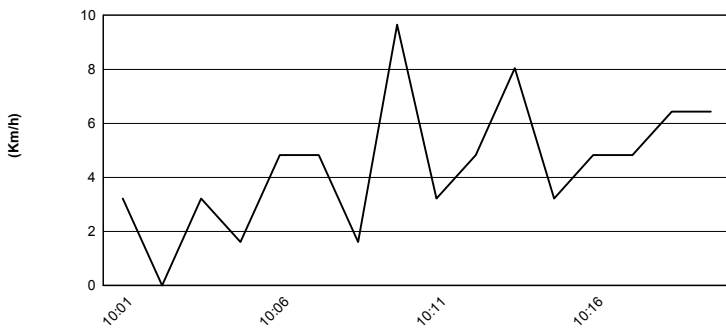
### Air Pressure



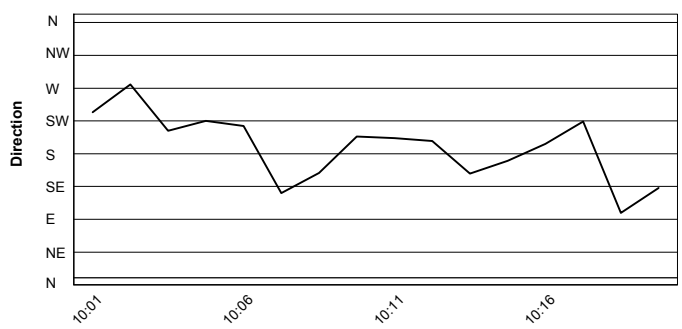
### Humidity



### Wind Speed



### Wind Direction



23/02/2019

These data/results cannot be reproduced, stored and/or transmitted in whole or in part by any manner of electronic, mechanical, photocopying, recording, broadcasting or otherwise now known or herein after developed without the previous express consent by the copyright owner, except for reproduction in daily press and regular printed publications on sale to the public within 60 days of the event related to those data/results and always provided that copyright symbol appears together as follows below.

© DORNA WSBK ORGANIZATION Srl 2019