

Phillip Island 4.445 m

1 / 2

## Yamaha Finance Australian Round, 22-24 February 2019

### World Superbike - Results Tissot Superpole

No.	Rider	Nat	Team	Bike	Class	Time	Gap	Rel.	Laps	Speed	
										Avg	Max
1	1 J. REA	GBR	Kawasaki Racing Team WorldSBK	Kawasaki ZX-10RR		<b>1'29.413</b>			7	178,967	<b>311,2</b>
2	91 L. HASLAM	GBR	Kawasaki Racing Team WorldSBK	Kawasaki ZX-10RR		<b>1'29.624</b>	0.211	0.211	9	178,546	<b>313,0</b>
3	19 A. BAUTISTA	ESP	ARUBA.IT Racing - Ducati	Ducati Panigale V4 R		<b>1'29.729</b>	0.316	0.105	13	178,337	<b>317,6</b>
4	66 T. SYKES	GBR	BMW Motorrad WorldSBK Team	BMW S1000 RR		<b>1'29.822</b>	0.409	0.093	7	178,152	<b>298,3</b>
5	22 A. LOWES	GBR	Pata Yamaha WorldSBK Team	Yamaha YZF R1		<b>1'29.987</b>	0.574	0.165	10	177,826	<b>314,0</b>
6	11 S. CORTESE	GER	GRT Yamaha WorldSBK	Yamaha YZF R1	IND	<b>1'30.159</b>	0.746	0.172	8	177,486	<b>313,0</b>
7	60 M. VAN DER MARK	NED	Pata Yamaha WorldSBK Team	Yamaha YZF R1		<b>1'30.361</b>	0.948	0.202	11	177,090	<b>305,1</b>
8	21 M. RINALDI	ITA	BARNI Racing Team	Ducati Panigale V4 R	IND	<b>1'30.390</b>	0.977	0.029	11	177,033	<b>314,0</b>
9	33 M. MELANDRI	ITA	GRT Yamaha WorldSBK	Yamaha YZF R1	IND	<b>1'30.401</b>	0.988	0.011	10	177,011	<b>311,2</b>
10	2 L. CAMIER	GBR	Moriwaki Althea Honda Team	Honda CBR1000RR		<b>1'30.608</b>	1.195	0.207	8	176,607	<b>313,0</b>
11	50 E. LAVERTY	IRL	Team GoEleven	Ducati Panigale V4 R	IND	<b>1'30.730</b>	1.317	0.122	12	176,369	<b>312,1</b>
12	81 J. TORRES	ESP	Team Pedercini Racing	Kawasaki ZX-10RR	IND	<b>1'30.760</b>	1.347	0.030	10	176,311	<b>306,8</b>
13	28 M. REITERBERGER	GER	BMW Motorrad WorldSBK Team	BMW S1000 RR		<b>1'30.900</b>	1.487	0.140	11	176,040	<b>300,8</b>
14	54 T. RAZGATLIOGLU	TUR	Turkish Puccetti Racing	Kawasaki ZX-10RR	IND	<b>1'31.015</b>	1.602	0.115	7	175,817	<b>312,1</b>
15	36 L. MERCADO	ARG	Orelac Racing VerdNatura	Kawasaki ZX-10RR	IND	<b>1'31.062</b>	1.649	0.047	7	175,726	<b>303,4</b>
16	7 C. DAVIES	GBR	ARUBA.IT Racing - Ducati	Ducati Panigale V4 R		<b>1'31.587</b>	2.174	0.525	11	174,719	<b>315,8</b>
17	23 R. KIYONARI	JPN	Moriwaki Althea Honda Team	Honda CBR1000RR		<b>1'31.626</b>	2.213	0.039	11	174,645	<b>306,8</b>
18	52 A. DELBIANCO	ITA	Althea Mie Racing Team	Honda CBR1000RR	IND	<b>1'32.135</b>	2.722	0.509	8	173,680	<b>298,3</b>
----- Not Qualified -----											
NQ	17 T. HERFOSS	AUS	Penrite Honda Racing	Honda CBR1000RR	IND	<b>1'36.895</b>	7.482	4.760	2	165,148	<b>290,3</b>

Qualifying Lap Time (107% of 1'29.413): 1'35.673

N.17 (Herfoss T.) is allowed to start the race according to Art. 1.15.6 (FP1)

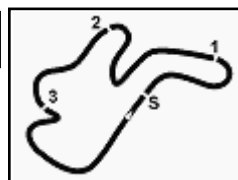
AIR	Humidity:	64%	Temp:	21°C
TRACK	Condition:	Dry	Temp:	20°C

Records	Pole	(SP2)	2017 J.Rea	1'29.573	178,650	Km/h
	Race	(RC2)	2018 M.Melandri	1'30.848	176,140	Km/h
	All Times	(SP2)	2017 J.Rea	1'29.573	178,650	Km/h

Start 23/02/2019 12:15 End 12:42 The results are provisional until the end of the time limit for protests and appeals and the completion of the technical checks.

These data/results cannot be reproduced, stored and/or transmitted in whole or in part by any manner of electronic, mechanical, photocopying, recording, broadcasting or otherwise now known or herein after developed without the previous express consent by the copyright owner, except for reproduction in daily press and regular printed publications on sale to the public within 60 days of the event related to those data/results and always provided that copyright symbol appears together as follows below.

© DORNA WSBK ORGANIZATION Srl 2019



## Yamaha Finance Australian Round, 22-24 February 2019

### World Superbike - Results Tissot Superpole

#### Session Highlights

Local Time	No. Rider	Description
12.15.00		Start
12.15.05		WorldSBK Pit Intervention Time: 1min 3secs
12.19.13	52 A. DELBIANCO	On Asphalt - Re-Joined - Turn 4
12.20.00	52 A. DELBIANCO	Crashed - Turn 9
12.20.41	52 A. DELBIANCO	Re-joined
12.37.54		New All Time Lap Record
12.42.24		End Of Session

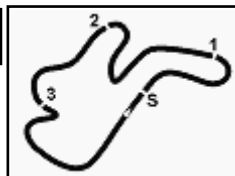
#### Fastest Laps Sequence

No.	Rider	Nat	Team	Bike	Local Time	Time	Gap	Avg
50	E. LAVERTY	IRL	Team GoEleven	Ducati Panigale V4 R	12:18'20.958	<b>1'31.343</b>		175,186
91	L. HASLAM	GBR	Kawasaki Racing Team WorldSBK	Kawasaki ZX-10RR	12:18'34.018	<b>1'30.525</b>	-0.818	176,769
1	J. REA	GBR	Kawasaki Racing Team WorldSBK	Kawasaki ZX-10RR	12:18'34.914	<b>1'30.479</b>	-0.046	176,859
22	A. LOWES	GBR	Pata Yamaha WorldSBK Team	Yamaha YZF R1	12:18'36.503	<b>1'30.117</b>	-0.362	177,569
19	A. BAUTISTA	ESP	ARUBA.IT Racing - Ducati	Ducati Panigale V4 R	12:26'20.125	<b>1'30.054</b>	-0.063	177,693
91	L. HASLAM	GBR	Kawasaki Racing Team WorldSBK	Kawasaki ZX-10RR	12:33'40.968	<b>1'29.624</b>	-0.430	178,546
1	J. REA	GBR	Kawasaki Racing Team WorldSBK	Kawasaki ZX-10RR	12:37'49.264	<b>1'29.413</b>	-0.211	178,967

Start 12:15 End 12:42 The results are provisional until the end of the time limit for protests and appeals and the completion of the technical checks.

These data/results cannot be reproduced, stored and/or transmitted in whole or in part by any manner of electronic, mechanical, photocopying, recording, broadcasting or otherwise now known or herein after developed without the previous express consent by the copyright owner, except for reproduction in daily press and regular printed publications on sale to the public within 60 days of the event related to those data/results and always provided that copyright symbol appears together as follows below.

© DORNA WSBK ORGANIZATION Srl 2019



## Yamaha Finance Australian Round, 22-24 February 2019 World Superbike - Best Sectors & Speed Tissot Superpole

BEST LAP			
1	1 J. REA	Kawasaki ZX-10RR	1'29.413
2	91 L. HASLAM	Kawasaki ZX-10RR	1'29.624
3	19 A. BAUTISTA	Ducati Panigale V4 R	1'29.729
4	66 T. SYKES	BMW S1000 RR	1'29.822
5	22 A. LOWES	Yamaha YZF R1	1'29.987
6	11 S. CORTESE	Yamaha YZF R1	1'30.159
7	60 M. VAN DER MARK	Yamaha YZF R1	1'30.361
8	21 M. RINALDI	Ducati Panigale V4 R	1'30.390
9	33 M. MELANDRI	Yamaha YZF R1	1'30.401
10	2 L. CAMIER	Honda CBR1000RR	1'30.608
11	50 E. LAVERTY	Ducati Panigale V4 R	1'30.730
12	81 J. TORRES	Kawasaki ZX-10RR	1'30.760
13	28 M. REITERBERGER	BMW S1000 RR	1'30.900
14	54 T. RAZGATLIOGLU	Kawasaki ZX-10RR	1'31.015
15	36 L. MERCADO	Kawasaki ZX-10RR	1'31.062
16	7 C. DAVIES	Ducati Panigale V4 R	1'31.587
17	23 R. KIYONARI	Honda CBR1000RR	1'31.626
18	52 A. DELBIANCO	Honda CBR1000RR	1'32.135
19	17 T. HERFOSS	Honda CBR1000RR	1'36.895

SPEED		
1	19 A. BAUTISTA	Ducati Panigale V4 R 317,6
2	7 C. DAVIES	Ducati Panigale V4 R 315,8
3	21 M. RINALDI	Ducati Panigale V4 R 314,0
4	22 A. LOWES	Yamaha YZF R1 314,0
5	2 L. CAMIER	Honda CBR1000RR 313,0
6	11 S. CORTESE	Yamaha YZF R1 313,0
7	91 L. HASLAM	Kawasaki ZX-10RR 313,0
8	50 E. LAVERTY	Ducati Panigale V4 R 312,1
9	54 T. RAZGATLIOGLU	Kawasaki ZX-10RR 312,1
10	1 J. REA	Kawasaki ZX-10RR 311,2
11	33 M. MELANDRI	Yamaha YZF R1 311,2
12	23 R. KIYONARI	Honda CBR1000RR 306,8
13	81 J. TORRES	Kawasaki ZX-10RR 306,8
14	60 M. VAN DER MARK	Yamaha YZF R1 305,1
15	36 L. MERCADO	Kawasaki ZX-10RR 303,4
16	28 M. REITERBERGER	BMW S1000 RR 300,8
17	52 A. DELBIANCO	Honda CBR1000RR 298,3
18	66 T. SYKES	BMW S1000 RR 298,3
19	17 T. HERFOSS	Honda CBR1000RR 290,3

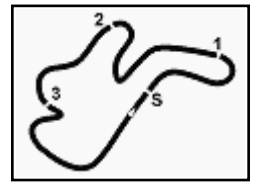
SEG. 1			SEG. 2			SEG. 3			SEG. 4		
1	1 J. REA	21.337	1	91 L. HASLAM	25.764	1	91 L. HASLAM	17.068	1	19 A. BAUTISTA	25.084
2	19 A. BAUTISTA	21.442	2	1 J. REA	25.821	2	1 J. REA	17.090	2	22 A. LOWES	25.115
3	66 T. SYKES	21.451	3	66 T. SYKES	25.849	3	66 T. SYKES	17.095	3	1 J. REA	25.165
4	2 L. CAMIER	21.495	4	22 A. LOWES	25.894	4	19 A. BAUTISTA	17.143	4	21 M. RINALDI	25.166
5	11 S. CORTESE	21.495	5	19 A. BAUTISTA	25.964	5	11 S. CORTESE	17.155	5	11 S. CORTESE	25.208
6	91 L. HASLAM	21.552	6	33 M. MELANDRI	26.048	6	60 M. VAN DER MARK	17.163	6	91 L. HASLAM	25.231
7	22 A. LOWES	21.560	7	60 M. VAN DER MARK	26.077	7	22 A. LOWES	17.237	7	33 M. MELANDRI	25.312
8	60 M. VAN DER MARK	21.568	8	2 L. CAMIER	26.160	8	2 L. CAMIER	17.261	8	50 E. LAVERTY	25.340
9	7 C. DAVIES	21.595	9	54 T. RAZGATLIOGLU	26.173	9	33 M. MELANDRI	17.318	9	81 J. TORRES	25.376
10	50 E. LAVERTY	21.599	10	28 M. REITERBERGER	26.180	10	21 M. RINALDI	17.331	10	54 T. RAZGATLIOGLU	25.426
11	21 M. RINALDI	21.614	11	50 E. LAVERTY	26.194	11	54 T. RAZGATLIOGLU	17.342	11	66 T. SYKES	25.427
12	28 M. REITERBERGER	21.653	12	7 C. DAVIES	26.195	12	36 L. MERCADO	17.357	12	36 L. MERCADO	25.465
13	54 T. RAZGATLIOGLU	21.665	13	81 J. TORRES	26.213	13	81 J. TORRES	17.369	13	2 L. CAMIER	25.469
14	36 L. MERCADO	21.708	14	21 M. RINALDI	26.227	14	50 E. LAVERTY	17.377	14	60 M. VAN DER MARK	25.504
15	33 M. MELANDRI	21.723	15	11 S. CORTESE	26.301	15	28 M. REITERBERGER	17.397	15	28 M. REITERBERGER	25.651
16	81 J. TORRES	21.744	16	36 L. MERCADO	26.322	16	23 R. KIYONARI	17.521	16	23 R. KIYONARI	25.684
17	23 R. KIYONARI	21.903	17	23 R. KIYONARI	26.518	17	7 C. DAVIES	17.643	17	7 C. DAVIES	25.706
18	52 A. DELBIANCO	21.921	18	52 A. DELBIANCO	26.670	18	52 A. DELBIANCO	17.652	18	52 A. DELBIANCO	25.892
19	17 T. HERFOSS	23.188	19	17 T. HERFOSS	28.164	19	17 T. HERFOSS	18.302	19	17 T. HERFOSS	27.241

23/02/2019

These data/results cannot be reproduced, stored and/or transmitted in whole or in part by any manner of electronic, mechanical, photocopying, recording, broadcasting or otherwise now known or herein after developed without the previous express consent by the copyright owner, except for reproduction in daily press and regular printed publications on sale to the public within 60 days of the event related to those data/results and always provided that copyright symbol appears together as follows below.

© DORNA WSBK ORGANIZATION Srl 2019





## Yamaha Finance Australian Round, 22-24 February 2019 World Superbike - Chronological Analysis Tissot Superpole

Phillip Island 4.445 m

1 / 2

1° 1 J. REA (1'29.413)							
Lap	Seg.1	Seg.2	Seg.3	Seg.4	Lap Time	km/h	Local Time
1							12:15'11.689
2	39.634	28.238	18.072	26.802	1'52.746P		12:17'04.435
3	21.521	26.189	17.190	25.579	1'30.479	309,5	12:18'34.914
4	21.555	26.249	17.334	25.658	1'30.796	309,5	12:20'05.710
5	21.622	26.287	17.362	25.643	1'30.914	309,5	12:21'36.624
6	22.909	26.804	17.863	11'48.502	12'56.078P	309,5	12:34'32.702
7	35.649	27.654	18.082	25.764	1'47.149P		12:36'19.851
8	<b>21.337</b>	<b>25.821</b>	<b>17.090</b>	<b>25.165</b>	<b>1'29.413</b>	307,7	12:37'49.264

9	45.151	31.944	25.334	27.534	2'09.963P		12:37'11.573
10	<b>21.560</b>	<b>25.894</b>	17.242	25.291	<b>1'29.987</b>	302,5	12:38'41.560
11	23.766	31.223	18.367	28.460	1'41.816	303,4	12:40'23.376

2° 91 L. HASLAM (1'29.624)							
Lap	Seg.1	Seg.2	Seg.3	Seg.4	Lap Time	km/h	Local Time
1							12:15'10.812
2	37.967	29.454	18.623	26.637	1'52.681P		12:17'03.493
3	21.615	26.052	17.346	25.512	1'30.525	307,7	12:18'34.018
4	22.866	26.336	17.388	25.506	1'32.096	306,8	12:20'06.114
5	<b>21.552</b>	26.312	17.277	25.405	1'30.546	<b>313,0</b>	12:21'36.660
6	22.080	26.826	18.245	29.745	1'36.896	296,7	12:23'13.556
7	21.709	26.054	17.364	25.557	1'30.684	304,2	12:24'44.240
8	25.161	30.717	17.647	4'23.617	5'37.142P	306,8	12:30'21.382
9	35.986	29.187	18.484	26.305	1'49.962P		12:32'11.344
10	21.561	<b>25.764</b>	<b>17.068</b>	<b>25.231</b>	<b>1'29.624</b>	305,9	12:33'40.968

6° 11 S. CORTESE (1'30.159)							
Lap	Seg.1	Seg.2	Seg.3	Seg.4	Lap Time	km/h	Local Time
1							12:15'11.176
2	40.485	28.294	18.398	27.176	1'54.353P		12:17'05.529
3	21.687	26.485	17.286	25.314	1'30.772	300,8	12:18'36.301
4	21.886	26.994	17.957	26.275	1'33.112	<b>313,0</b>	12:20'09.413
5	21.860	26.480	17.321	25.395	1'31.056	302,5	12:21'40.469
6	22.153	28.236	18.124	12'14.713	13'23.226P	303,4	12:35'03.695
7	40.838	34.657	21.830	31.908	2'09.233P		12:37'12.928
8	<b>21.495</b>	<b>26.301</b>	<b>17.155</b>	<b>25.208</b>	<b>1'30.159</b>	296,7	12:38'43.087
9	22.133	26.824	17.659	26.342	1'32.958	297,5	12:40'16.045

3° 19 A. BAUTISTA (1'29.729)							
Lap	Seg.1	Seg.2	Seg.3	Seg.4	Lap Time	km/h	Local Time
1							12:15'14.290
2	48.449	29.869	18.052	25.461	2'01.831P		12:17'16.121
3	21.659	26.187	17.240	25.392	1'30.478	316,7	12:18'46.599
4	21.735	26.201	17.238	25.389	1'30.563	312,1	12:20'17.162
5	24.361	28.326	17.852	1'30.804	2'41.343P	<b>317,6</b>	12:22'58.505
6	34.040	34.119	18.118	25.289	1'51.566P		12:24'50.071
7	21.483	26.031	<b>17.143</b>	25.397	1'30.054	<b>317,6</b>	12:26'20.125
8	21.778	26.151	17.273	25.237	1'30.439	314,9	12:27'50.564
9	23.063	28.558	18.646	1'48.178	2'58.445P	295,1	12:30'49.009
10	32.180	26.621	17.339	25.133	1'41.273P		12:32'30.282
11	21.509	<b>25.964</b>	17.172	<b>25.084</b>	<b>1'29.729</b>	<b>317,6</b>	12:34'00.011
12	<b>21.442</b>	26.031	17.172	25.502	1'30.147	316,7	12:35'30.158
13	27.008	29.952	19.299	2'40.963	3'57.222P	309,5	12:39'27.380
14	36.483	29.442	19.422	28.217	1'53.564P		12:41'20.944

7° 60 M. VAN DER MARK (1'30.361)							
Lap	Seg.1	Seg.2	Seg.3	Seg.4	Lap Time	km/h	Local Time
1							12:15'11.133
2	40.413	28.317	18.237	26.653	1'53.620P		12:17'04.753
3	21.981	26.324	17.322	25.656	1'31.283	303,4	12:18'36.036
4	21.677	26.239	17.349	25.674	1'30.939	<b>305,1</b>	12:20'06.975
5	21.695	26.407	17.458	3'02.486	4'08.046P	304,2	12:24'15.021
6	33.424	28.861	19.905	25.821	1'48.011P		12:26'03.032
7	21.766	26.241	17.284	25.586	1'30.877	301,7	12:27'33.909
8	21.615	26.280	17.385	25.652	1'30.932	304,2	12:29'04.841
9	22.391	26.598	17.462	4'36.877	5'43.328P	<b>305,1</b>	12:34'48.169
10	33.814	29.757	18.390	25.845	1'47.806P		12:36'35.975
11	21.617	<b>26.077</b>	<b>17.163</b>	<b>25.504</b>	<b>1'30.361</b>	297,5	12:38'06.336
12	<b>21.568</b>	26.326	17.542	26.884	1'32.320	301,7	12:39'38.656

4° 66 T. SYKES (1'29.822)							
Lap	Seg.1	Seg.2	Seg.3	Seg.4	Lap Time	km/h	Local Time
1							12:16'13.453
2	34.055	28.089	18.009	26.461	1'46.614P		12:18'00.067
3	21.770	27.027	18.653	26.117	1'33.567	<b>298,3</b>	12:19'33.634
4	21.834	26.092	17.320	25.618	1'30.864	296,7	12:21'04.498
5	21.822	26.188	17.365	25.722	1'31.097	295,9	12:22'35.595
6	22.936	27.024	17.843	9'10.132	10'17.935P	294,3	12:32'53.530
7	36.082	28.189	18.548	25.769	1'48.588P		12:34'42.118
8	<b>21.451</b>	<b>25.849</b>	<b>17.095</b>	<b>25.427</b>	<b>1'29.822</b>	296,7	12:36'11.940

8° 21 M. RINALDI (1'30.390)							
Lap	Seg.1	Seg.2	Seg.3	Seg.4	Lap Time	km/h	Local Time
1							12:15'14.730
2	46.295	27.972	18.213	30.132	2'02.612P		12:17'17.342
3	21.875	26.719	17.474	25.448	1'31.516	<b>314,0</b>	12:18'48.858
4	21.926	26.514	17.621	29.690	1'35.751	312,1	12:20'24.609
5	21.772	26.364	17.368	25.624	1'31.128	<b>314,0</b>	12:21'55.737
6	22.675	27.228	17.782	1'42.319	2'50.004P	288,0	12:24'45.741
7	34.066	26.963	17.804	25.821	1'44.654P		12:26'30.395
8	21.917	26.425	17.875	3'13.407	4'19.624P	306,8	12:30'50.019
9	31.909	26.512	17.412	<b>25.166</b>	1'40.999P		12:32'31.018
10	<b>21.614</b>	<b>26.227</b>	<b>17.331</b>	25.218	<b>1'30.390</b>	311,2	12:34'01.408
11	21.647	29.478	18.804	3'49.969	4'59.898P	310,3	12:39'01.306
12	36.164	27.834	18.168	26.266	1'48.432P		12:40'49.738

5° 22 A. LOWES (1'29.987)							
Lap	Seg.1	Seg.2	Seg.3	Seg.4	Lap Time	km/h	Local Time
1							12:15'10.135
2	43.408	28.212	18.490	26.141	1'56.251P		12:17'06.386
3	21.590	26.175	<b>17.237</b>	<b>25.115</b>	1'30.117	306,8	12:18'36.503
4	25.695	28.101	17.538	25.657	1'36.991	<b>314,0</b>	12:20'13.494
5	21.759	26.260	17.399	25.488	1'30.906	307,7	12:21'44.400
6	21.749	26.264	17.477	25.600	1'31.090	306,8	12:23'15.490
7	21.846	26.306	17.411	25.581	1'31.144	306,8	12:24'46.634
8	21.882	26.331	17.510	9'09.253	10'14.976P	305,9	12:35'01.610

9° 33 M. MELANDRI (1'30.401)							
Lap	Seg.1	Seg.2	Seg.3	Seg.4	Lap Time	km/h	Local Time
1							12:15'10.289
2	40.705	28.810	18.134	26.778	1'54.427P		12:17'04.716
3	21.951	26.622	17.430	25.517	1'31.520	308,6	12:18'36.236
4	21.857	26.624	17.650	25.800	1'31.931	<b>311,2</b>	12:20'08.167
5	22.676	28.976	18.010	3'41.172	4'50.834P	306,8	12:24'59.001
6	33.974	27.229	17.744	25.936	1'44.883P		12:26'43.884
7	21.789	26.237	17.578	25.640	1'31.244	301,7	12:28'15.128
8	21.835	26.221	17.442	25.767	1'31.265	301,7	12:29'46.393
9	23.109	27.455	17.884	3'14.748	4'23.196P	304,2	12:34'09.589
10	36.556	28.884	18.869	26.718	1'51.027P		12:36'00.616
11	<b>21.723</b>	<b>26.048</b>	<b>17.318</b>	<b>25.312</b>	<b>1'30.401</b>	300,0	12:37'31.017

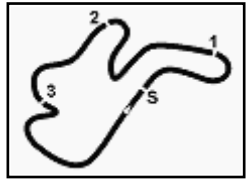
10° 2 L. CAMIER (1'30.608)							
Lap	Seg.1	Seg.2	Seg.3	Seg.4	Lap Time	km/h	Local Time

23/02/2019 P = Pits In/Out - C = Lap Time Cancelled

These data/results cannot be reproduced, stored and/or transmitted in whole or in part by any manner of electronic, mechanical, photocopying, recording, broadcasting or otherwise now known or herein after developed without the previous express consent by the copyright owner, except for reproduction in daily press and regular printed publications on sale to the public within 60 days of the event related to those data/results and always provided that copyright symbol appears together as follows below.

© DORNA WSBK ORGANIZATION Srl 2019





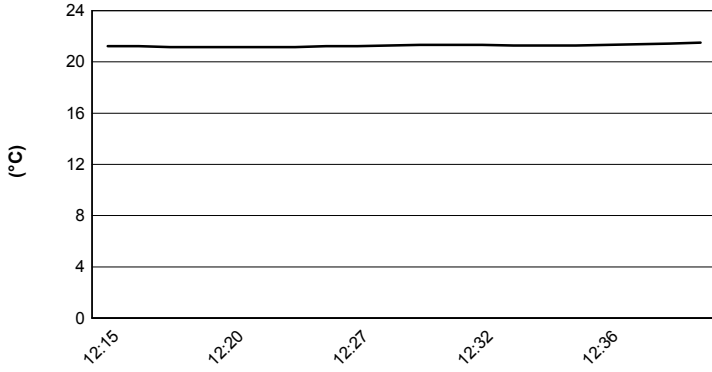
Phillip Island 4.445 m

## Yamaha Finance Australian Round, 22-24 February 2019

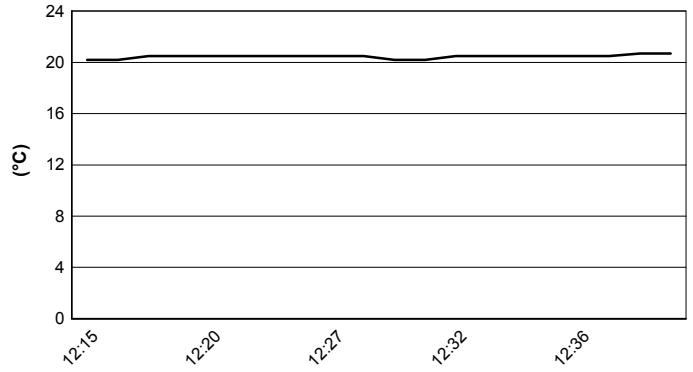
### World Superbike - Weather Report Tissot Superpole

Session started 12:15 - Session ended 12:42


#### Air Temperature



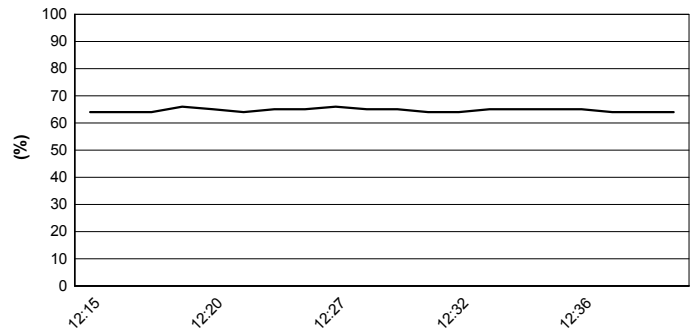
#### Track Temperature



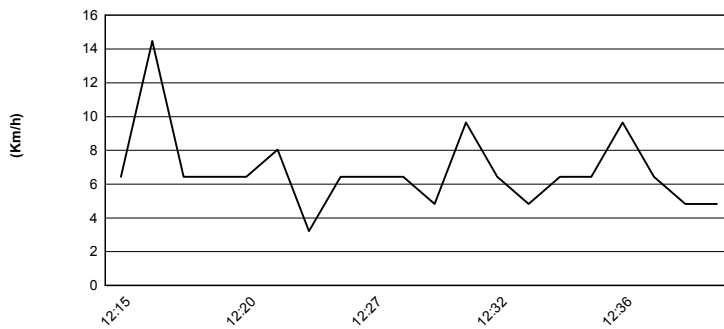
#### Air Pressure



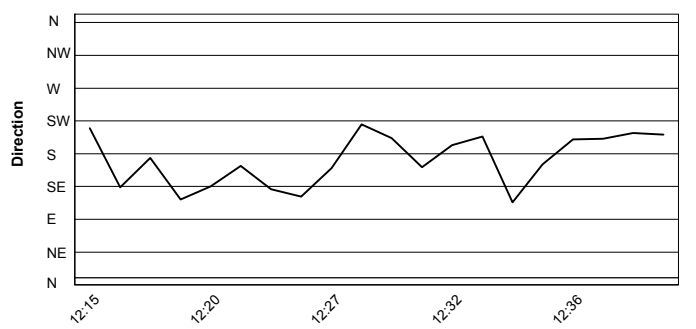
#### Humidity



#### Wind Speed



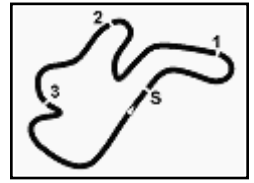
#### Wind Direction



23/02/2019

These data/results cannot be reproduced, stored and/or transmitted in whole or in part by any manner of electronic, mechanical, photocopying, recording, broadcasting or otherwise now known or herein after developed without the previous express consent by the copyright owner, except for reproduction in daily press and regular printed publications on sale to the public within 60 days of the event related to those data/results and always provided that copyright symbol appears together as follows below.

© DORNA WSBK ORGANIZATION Srl 2019



Phillip Island 4.445 m

**Yamaha Finance Australian Round, 22-24 February 2019**  
**World Superbike - Starting Grid - Race 1**  
 22 Laps x 4,445 km = 97,790 km

1	1	REA J. Kawasaki	1'29.413	2	91	HASLAM L. Kawasaki	1'29.624	3	19	BAUTISTA A. Ducati	1'29.729	
2	4	66	SYKES T. BMW	1'29.822	5	22	LOWES A. Yamaha	1'29.987	6	11	CORTESE S. Yamaha	1'30.159
3	7	60	VAN DER MARK M. Yamaha	1'30.361	8	21	RINALDI M. Ducati	1'30.390	9	33	MELANDRI M. Yamaha	1'30.401
4	10	2	CAMIER L. Honda	1'30.608	11	50	LAVERTY E. Ducati	1'30.730	12	81	TORRES J. Kawasaki	1'30.760
5	13	28	REITERBERGER M. BMW	1'30.900	14	54	RAZGATLIOGLU T. Kawasaki	1'31.015	15	36	MERCADO L. Kawasaki	1'31.062
6	16	7	DAVIES C. Ducati	1'31.587	17	23	KIYONARI R. Honda	1'31.626	18	52	DELBIANCO A. Honda	1'32.135
7	19	17	HERFOSS T. Honda	1'36.895								

23/02/2019 Jury President .....

These data/results cannot be reproduced, stored and/or transmitted in whole or in part by any manner of electronic, mechanical, photocopying, recording, broadcasting or otherwise now known or herein after developed without the previous express consent by the copyright owner, except for reproduction in daily press and regular printed publications on sale to the public within 60 days of the event related to those data/results and always provided that copyright symbol appears together as follows below.

© DORNA WSBK ORGANIZATION Srl 2019

FKR PERUGIA TIMING

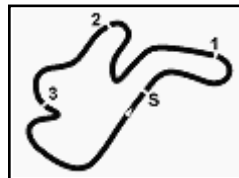


Official Tyre Supplier



Official Timekeeper





Phillip Island 4.445 m

## Yamaha Finance Australian Round, 22-24 February 2019 World Superbike - Tissot Superpole Ranking

	2016	2017	2018	2019
<b>01 Phillip Island Grand Prix Circuit</b>	Sykes (Gbr) Kaw 1'30.020 (177,8 Km/h)	Rea (Gbr) Kaw 1'29.573 (178,6 Km/h)	Sykes (Gbr) Kaw 1'30.099 (177,6 Km/h)	Rea (Gbr) Kaw 1'29.413 (179,0 Km/h)
<b>02 Chang International Circuit</b>	van der Mark (Ned) Hon 1'33.452 (175,4 Km/h)	Rea (Gbr) Kaw 1'32.957 (176,4 Km/h)	Rea (Gbr) Kaw 1'32.814 (176,6 Km/h)	
<b>03 Motorland Aragon</b>	Sykes (Gbr) Kaw 1'49.374 (167,1 Km/h)	Davies (Gbr) Duc 1'49.319 (167,2 Km/h)	Melandri (Ita) Duc 1'49.543 (166,8 Km/h)	
<b>04 TT Circuit Assen</b>	Sykes (Gbr) Kaw 1'35.440 (171,3 Km/h)	Rea (Gbr) Kaw 1'33.505 (174,9 Km/h)	Lowes (Gbr) Yam 1'34.066 (173,8 Km/h)	
<b>05 Autodromo Internazionale Enzo e Dino</b>	Davies (Gbr) Duc 1'45.598 (168,2 Km/h)	Davies (Gbr) Duc 1'45.662 (168,1 Km/h)	Rea (Gbr) Kaw 1'45.797 (167,9 Km/h)	
<b>06 Circuito de Jerez Ángel Nieto</b>	Sykes (Gbr) Kaw 1'39.190 (160,5 Km/h)	Melandri (Ita) Duc 1'38.960 (160,9 Km/h)		
<b>07 Misano World Circuit "Marco Simoncelli"</b>	Sykes (Gbr) Kaw 1'34.037 (155,4 Km/h)	Sykes (Gbr) Kaw 1'33.662 (156,1 Km/h)	Sykes (Gbr) Kaw 1'33.640 (156,1 Km/h)	
<b>08 Donington Park</b>	Sykes (Gbr) Kaw 1'26.712 (0,0 Km/h)	Sykes (Gbr) Kaw 1'26.641 (0,0 Km/h)	Sykes (Gbr) Kaw 1'26.663 (0,0 Km/h)	
<b>09 WeatherTech Raceway Laguna Seca</b>	Sykes (Gbr) Kaw 1'22.155 (158,2 Km/h)	Sykes (Gbr) Kaw 1'22.476 (157,6 Km/h)	Davies (Gbr) Duc 1'22.282 (157,9 Km/h)	
<b>10 Autódromo Internacional do Algarve</b>		Rea (Gbr) Kaw 1'41.430 (163,0 Km/h)	Laverty (Irl) Apr 1'40.705 (164,2 Km/h)	
<b>11 Circuit de Nevers Magny-Cours</b>	Rea (Gbr) Kaw 1'52.881 (134,7 Km/h)	Rea (Gbr) Kaw 1'56.555 (130,5 Km/h)	Sykes (Gbr) Kaw 1'35.696 (158,9 Km/h)	
<b>12 Circuit San Juan Villicum</b>			Melandri (Ita) Duc 1'39.012 (155,5 Km/h)	
<b>13 Losail International Circuit</b>	Rea (Gbr) Kaw 1'56.356 (166,5 Km/h)	Rea (Gbr) Kaw 1'56.228 (166,6 Km/h)	Sykes (Gbr) Kaw 1'56.124 (166,8 Km/h)	

### 2019

1 J. Rea

### ALL TIMES

48 T. Sykes	6 J. Kocinski	2 A. Gobert	1 R. Burnett
43 T. Corser	6 C. Crutchlow	2 D. Tardozzi	1 J. Reynolds
26 T. Bayliss	6 C. Davies	2 A. Yanagawa	1 S. Hislop
21 C. Fogarty	5 D. Giugliano	2 M. Lucchinelli	1 M. Mladin
17 D. Polen	5 M. Biaggi	2 B. Bostrom	1 R. Xaus
17 J. Rea	4 F. Merkel	2 B. Monti	1 M. Tamada
16 N. Hodgson	4 J. Toseland	2 M. Campbell	1 L. Lanzi
15 C. Edwards	4 S. Guintoli	2 Y. Nagai	1 M. Fabrizio
11 B. Spies	4 M. Melandri	2 M. Neukirchner	1 A. Badovini
10 P. Chili	3 S. Mertens	2 L. Baz	1 F. Nieto
10 C. Checa	3 R. Phillis	1 M. Doohan	1 T. Hill
9 R. Roche	3 S. Martin	1 D. Chandler	1 A. Lowes
8 G. Falappa	3 C. Vermeulen	1 P. Goddard	1 J. Hopkins
8 S. Russell	3 Y. Kagayama	1 M. Dowson	1 M. van der Mark
8 A. Slight	3 L. Haslam	1 A. Vieira	1 I. Jaitovich
7 N. Haga	3 J. Smrz	1 T. Kipp	
7 R. Laconi	3 E. Laverty	1 S. Crafar	

23/02/2019

These data/results cannot be reproduced, stored and/or transmitted in whole or in part by any manner of electronic, mechanical, photocopying, recording, broadcasting or otherwise now known or herein after developed without the previous express consent by the copyright owner, except for reproduction in daily press and regular printed publications on sale to the public within 60 days of the event related to those data/results and always provided that copyright symbol appears together as follows below.

© DORNA WSBK ORGANIZATION Srl 2019

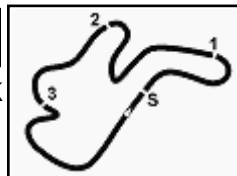
PIRELLI PERUGIA TIMING



Official Tyre Supplier



Official Timekeeper



Phillip Island 4.445 m

## Yamaha Finance Australian Round, 22-24 February 2019 World Superbike - Tissot Superpole Award

	Points	Points From First	Points From Previous	February 24	March 17	April 7	April 14	May 12	June 9	June 23	July 7	July 14	September 8	September 24	October 13	October 26			
				PHILLIP ISLAND	BURIRAM	ARAGON	ASSEN	IMOLA	JEREZ	MISANO	DONINGTON PARK	LAGUNA SECA	PORTIMAO	MAGNY COURS	VILLICUM	LOSAIL			
1 <b>REA</b> Jonathan (GBR)	12			12															
2 <b>HASLAM</b> Leon (GBR)	9	3		9															
3 <b>BAUTISTA</b> Alvaro (ESP)	7	5	2	7															
4 <b>SYKES</b> Tom (GBR)	6	6	1	6															
5 <b>LOWES</b> Alex (GBR)	5	7	1	5															
6 <b>CORTESE</b> Sandro (GER)	4	8	1	4															
7 <b>VAN DER MARK</b> Michael (NED)	3	9	1	3															
8 <b>RINALDI</b> Michael Ruben (ITA)	2	10	1	2															
9 <b>MELANDRI</b> Marco (ITA)	1	11	1	1															

23/02/2019 Odd points columns: Tissot Superpole Even points columns: Tissot Superpole Race

These data/results cannot be reproduced, stored and/or transmitted in whole or in part by any manner of electronic, mechanical, photocopying, recording, broadcasting or otherwise now known or herein after developed without the previous express consent by the copyright owner, except for reproduction in daily press and regular printed publications on sale to the public within 60 days of the event related to those data/results and always provided that copyright symbol appears together as follows below.

© DORNA WSBK ORGANIZATION Srl 2019

