

Phillip Island 4.445 m

1 / 2

Yamaha Finance Australian Round, 22-24 February 2019

World Superbike - Results Warm Up

No.	Rider	Nat	Team	Bike	Class	Time	Gap	Rel.	Laps	Speed	
										Avg	Max
1	1 J. REA	GBR	Kawasaki Racing Team WorldSBK	Kawasaki ZX-10RR		1'30.153			7	177,498	324,3
2	91 L. HASLAM	GBR	Kawasaki Racing Team WorldSBK	Kawasaki ZX-10RR		1'30.342	0.189	0.189	10	177,127	321,4
3	22 A. LOWES	GBR	Pata Yamaha WorldSBK Team	Yamaha YZF R1		1'30.367	0.214	0.025	10	177,078	316,7
4	19 A. BAUTISTA	ESP	ARUBA.IT Racing - Ducati	Ducati Panigale V4 R		1'30.424	0.271	0.057	10	176,966	324,3
5	11 S. CORTESE	GER	GRT Yamaha WorldSBK	Yamaha YZF R1	IND	1'30.599	0.446	0.175	10	176,624	312,1
6	66 T. SYKES	GBR	BMW Motorrad WorldSBK Team	BMW S1000 RR		1'30.899	0.746	0.300	10	176,042	304,2
7	33 M. MELANDRI	ITA	GRT Yamaha WorldSBK	Yamaha YZF R1	IND	1'30.900	0.747	0.001	4	176,040	311,2
8	60 M. VAN DER MARK	NED	Pata Yamaha WorldSBK Team	Yamaha YZF R1		1'31.203	1.050	0.303	10	175,455	314,0
9	7 C. DAVIES	GBR	ARUBA.IT Racing - Ducati	Ducati Panigale V4 R		1'31.212	1.059	0.009	8	175,437	320,5
10	54 T. RAZGATLIOGLU	TUR	Turkish Puccetti Racing	Kawasaki ZX-10RR	IND	1'31.233	1.080	0.021	10	175,397	312,1
11	21 M. RINALDI	ITA	BARNI Racing Team	Ducati Panigale V4 R		1'31.243	1.090	0.010	9	175,378	324,3
12	36 L. MERCADO	ARG	Orelac Racing VerdNatura	Kawasaki ZX-10RR	IND	1'31.375	1.222	0.132	10	175,124	314,9
13	81 J. TORRES	ESP	Team Pedercini Racing	Kawasaki ZX-10RR	IND	1'31.398	1.245	0.023	10	175,080	312,1
14	50 E. LAVERTY	IRL	Team Gooleven	Ducati Panigale V4 R	IND	1'31.473	1.320	0.075	9	174,937	313,0
15	2 L. CAMIER	GBR	Moriwaki Althea Honda Team	Honda CBR1000RR		1'31.492	1.339	0.019	10	174,901	318,6
16	23 R. KIYONARI	JPN	Moriwaki Althea Honda Team	Honda CBR1000RR		1'31.905	1.752	0.413	10	174,115	315,8
17	52 A. DELBIANCO	ITA	Althea Mie Racing Team	Honda CBR1000RR	IND	1'33.078	2.925	1.173	8	171,920	304,2
18	28 M. REITERBERGER	GER	BMW Motorrad WorldSBK Team	BMW S1000 RR		1'44.219	14.066	11.141	3	153,542	302,5
19	17 T. HERFOSS	AUS	Penrite Honda Racing	Honda CBR1000RR	IND				0		

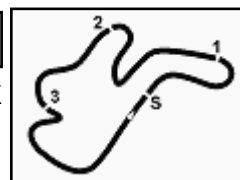
AIR	Humidity:	56%	Temp:	20°C
TRACK	Condition:	Dry	Temp:	18°C

Records	Pole (SP)	2019 J.Rea	1'29.413	178,970	Km/h
	Race (RC2)	2018 M.Melandri	1'30.848	176,140	Km/h
	All Times (SP)	2019 J.Rea	1'29.413	178,970	Km/h

24/02/2019 Start 09:30 End 09:46 The results are provisional until the end of the time limit for protests and appeals and the completion of the technical checks.

These data/results cannot be reproduced, stored and/or transmitted in whole or in part by any manner of electronic, mechanical, photocopying, recording, broadcasting or otherwise now known or herein after developed without the previous express consent by the copyright owner, except for reproduction in daily press and regular printed publications on sale to the public within 60 days of the event related to those data/results and always provided that copyright symbol appears together as follows below.

© DORNA WSBK ORGANIZATION Srl 2019



Yamaha Finance Australian Round, 22-24 February 2019 World Superbike - Results Warm Up

Session Highlights

Local Time	No. Rider	Description
09.30.00		Start
09.30.05		WorldSBK Pit Intervention Time: 1min 3secs
09.32.56	52 A. DELBIANCO	Crashed - Turn 2
09.33.09	52 A. DELBIANCO	Re-joined
09.37.35	33 M. MELANDRI	Technical Problem - Turn 1
09.45.33	28 M. REITERBERGER	On the Gravel - Re-Joined - Turn 10
09.46.47		End Of Session

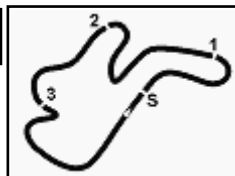
Fastest Laps Sequence

No.	Rider	Nat	Team	Bike	Local Time	Time	Gap	Avg
50	E. LAVERTY	IRL	Team GoEleven	Ducati Panigale V4 R	09:33'20.300	1'31.835		174,247
54	T. RAZGATLIOGLU	TUR	Turkish Puccetti Racing	Kawasaki ZX-10RR	09:33'31.423	1'31.689	-0.146	174,525
11	S. CORTESE	GER	GRT Yamaha WorldSBK	Yamaha YZF R1	09:33'41.158	1'31.419	-0.270	175,040
22	A. LOWES	GBR	Pata Yamaha WorldSBK Team	Yamaha YZF R1	09:35'04.328	1'30.367	-1.052	177,078
91	L. HASLAM	GBR	Kawasaki Racing Team WorldSBK	Kawasaki ZX-10RR	09:39'41.346	1'30.342	-0.025	177,127
1	J. REA	GBR	Kawasaki Racing Team WorldSBK	Kawasaki ZX-10RR	09:44'17.225	1'30.153	-0.189	177,498

Start End The results are provisional until the end of the time limit for protests and appeals
24/02/2019 09:30 09:46 and the completion of the technical checks.

These data/results cannot be reproduced, stored and/or transmitted in whole or in part by any manner of electronic, mechanical, photocopying, recording, broadcasting or otherwise now known or herein after developed without the previous express consent by the copyright owner, except for reproduction in daily press and regular printed publications on sale to the public within 60 days of the event related to those data/results and always provided that copyright symbol appears together as follows below.

© DORNA WSBK ORGANIZATION Srl 2019



Phillip Island 4.445 m

Yamaha Finance Australian Round, 22-24 February 2019 World Superbike - Best Sectors & Speed Warm Up

BEST LAP			
1	1 J. REA	Kawasaki ZX-10RR	1'30.153
2	91 L. HASLAM	Kawasaki ZX-10RR	1'30.342
3	22 A. LOWES	Yamaha YZF R1	1'30.367
4	19 A. BAUTISTA	Ducati Panigale V4 R	1'30.424
5	11 S. CORTESE	Yamaha YZF R1	1'30.599
6	66 T. SYKES	BMW S1000 RR	1'30.899
7	33 M. MELANDRI	Yamaha YZF R1	1'30.900
8	60 M. VAN DER MARK	Yamaha YZF R1	1'31.203
9	7 C. DAVIES	Ducati Panigale V4 R	1'31.212
10	54 T. RAZGATLIOGLU	Kawasaki ZX-10RR	1'31.233
11	21 M. RINALDI	Ducati Panigale V4 R	1'31.243
12	36 L. MERCADO	Kawasaki ZX-10RR	1'31.375
13	81 J. TORRES	Kawasaki ZX-10RR	1'31.398
14	50 E. LAVERTY	Ducati Panigale V4 R	1'31.473
15	2 L. CAMIER	Honda CBR1000RR	1'31.492
16	23 R. KIYONARI	Honda CBR1000RR	1'31.905
17	52 A. DELBIANCO	Honda CBR1000RR	1'33.078
18	28 M. REITERBERGER	BMW S1000 RR	1'44.219
19	17 T. HERFOSS	Honda CBR1000RR	

SPEED			
1	21 M. RINALDI	Ducati Panigale V4 R	324,3
2	19 A. BAUTISTA	Ducati Panigale V4 R	324,3
3	1 J. REA	Kawasaki ZX-10RR	324,3
4	91 L. HASLAM	Kawasaki ZX-10RR	321,4
5	7 C. DAVIES	Ducati Panigale V4 R	320,5
6	2 L. CAMIER	Honda CBR1000RR	318,6
7	22 A. LOWES	Yamaha YZF R1	316,7
8	23 R. KIYONARI	Honda CBR1000RR	315,8
9	36 L. MERCADO	Kawasaki ZX-10RR	314,9
10	60 M. VAN DER MARK	Yamaha YZF R1	314,0
11	50 E. LAVERTY	Ducati Panigale V4 R	313,0
12	54 T. RAZGATLIOGLU	Kawasaki ZX-10RR	312,1
13	81 J. TORRES	Kawasaki ZX-10RR	312,1
14	11 S. CORTESE	Yamaha YZF R1	312,1
15	33 M. MELANDRI	Yamaha YZF R1	311,2
16	52 A. DELBIANCO	Honda CBR1000RR	304,2
17	66 T. SYKES	BMW S1000 RR	304,2
18	28 M. REITERBERGER	BMW S1000 RR	302,5

SEG. 1			SEG. 2			SEG. 3			SEG. 4		
1	1 J. REA	21.485	1	1 J. REA	26.061	1	19 A. BAUTISTA	17.162	1	19 A. BAUTISTA	25.191
2	91 L. HASLAM	21.570	2	22 A. LOWES	26.136	2	1 J. REA	17.203	2	22 A. LOWES	25.235
3	19 A. BAUTISTA	21.586	3	66 T. SYKES	26.153	3	22 A. LOWES	17.243	3	91 L. HASLAM	25.260
4	22 A. LOWES	21.596	4	91 L. HASLAM	26.193	4	91 L. HASLAM	17.302	4	11 S. CORTESE	25.306
5	11 S. CORTESE	21.603	5	19 A. BAUTISTA	26.260	5	66 T. SYKES	17.333	5	21 M. RINALDI	25.316
6	60 M. VAN DER MARK	21.670	6	7 C. DAVIES	26.268	6	54 T. RAZGATLIOGLU	17.338	6	33 M. MELANDRI	25.402
7	36 L. MERCADO	21.684	7	33 M. MELANDRI	26.319	7	11 S. CORTESE	17.339	7	1 J. REA	25.404
8	7 C. DAVIES	21.695	8	11 S. CORTESE	26.326	8	36 L. MERCADO	17.408	8	66 T. SYKES	25.463
9	33 M. MELANDRI	21.746	9	54 T. RAZGATLIOGLU	26.328	9	33 M. MELANDRI	17.433	9	50 E. LAVERTY	25.476
10	54 T. RAZGATLIOGLU	21.748	10	50 E. LAVERTY	26.362	10	60 M. VAN DER MARK	17.441	10	54 T. RAZGATLIOGLU	25.484
11	66 T. SYKES	21.780	11	81 J. TORRES	26.449	11	2 L. CAMIER	17.443	11	81 J. TORRES	25.547
12	21 M. RINALDI	21.832	12	21 M. RINALDI	26.468	12	21 M. RINALDI	17.494	12	60 M. VAN DER MARK	25.548
13	2 L. CAMIER	21.848	13	60 M. VAN DER MARK	26.472	13	81 J. TORRES	17.514	13	2 L. CAMIER	25.555
14	81 J. TORRES	21.860	14	2 L. CAMIER	26.502	14	50 E. LAVERTY	17.564	14	7 C. DAVIES	25.555
15	50 E. LAVERTY	21.919	15	36 L. MERCADO	26.536	15	28 M. REITERBERGER	17.601	15	36 L. MERCADO	25.564
16	23 R. KIYONARI	21.956	16	23 R. KIYONARI	26.671	16	23 R. KIYONARI	17.634	16	23 R. KIYONARI	25.644
17	28 M. REITERBERGER	22.055	17	28 M. REITERBERGER	26.768	17	7 C. DAVIES	17.691	17	52 A. DELBIANCO	25.908
18	52 A. DELBIANCO	22.342	18	52 A. DELBIANCO	26.875	18	52 A. DELBIANCO	17.829	18	28 M. REITERBERGER	26.021

24/02/2019

These data/results cannot be reproduced, stored and/or transmitted in whole or in part by any manner of electronic, mechanical, photocopying, recording, broadcasting or otherwise now known or herein after developed without the previous express consent by the copyright owner, except for reproduction in daily press and regular printed publications on sale to the public within 60 days of the event related to those data/results and always provided that copyright symbol appears together as follows below.

© DORNA WSBK ORGANIZATION Srl 2019

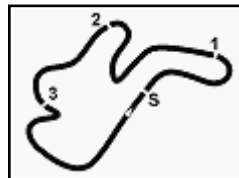
FICR PERUGIA TIMING



Official Tyre Supplier



Official Timekeeper



Phillip Island 4.445 m

Yamaha Finance Australian Round, 22-24 February 2019

World Superbike - Ideal Times Warm Up

No.	Rider	Nat	Bike	Seg. 1	Seg. 2	Seg. 3	Seg. 4	Ideal Time				
				Diff. 1	Diff. 2	Diff. 3	Diff. 4	Best Lap	Pos.	Diff.		
1	1 J. REA	GBR	Kawasaki ZX-10RR	21.485	26.061	17.203	25.404	1'30.153				
2	19 A. BAUTISTA	ESP	Ducati Panigale V4 R	21.586	26.260 +0.079	17.162 +0.146	25.191	1'30.199				
3	22 A. LOWES	GBR	Yamaha YZF R1	21.596	26.136 +0.067	17.243 +0.090	25.235	1'30.210				
4	91 L. HASLAM	GBR	Kawasaki ZX-10RR	21.570	26.193	17.302 +0.017	25.260	1'30.325				
5	11 S. CORTESE	GER	Yamaha YZF R1	21.603 +0.025	26.326	17.339	25.306	1'30.574				
6	66 T. SYKES	GBR	BMW S1000 RR	21.780	26.153 +0.025	17.333 +0.105	25.463 +0.040	1'30.729				
7	54 T. RAZGATLIOGLU	TUR	Kawasaki ZX-10RR	21.748	26.328	17.338 +0.286	25.484 +0.049	1'30.898				
8	33 M. MELANDRI	ITA	Yamaha YZF R1	21.746	26.319	17.433	25.402	1'30.900				
9	21 M. RINALDI	ITA	Ducati Panigale V4 R	21.832	26.468	17.494 +0.059	25.316 +0.074	1'31.110				
10	60 M. VAN DER MARK	NED	Yamaha YZF R1	21.670	26.472 +0.037	17.441 +0.035	25.548	1'31.131				
11	36 L. MERCADO	ARG	Kawasaki ZX-10RR	21.684	26.536 +0.160	17.408	25.564 +0.023	1'31.192				
12	7 C. DAVIES	GBR	Ducati Panigale V4 R	21.695	26.268 +0.003	17.691	25.555	1'31.209				
13	50 E. LAVERTY	IRL	Ducati Panigale V4 R	21.919 +0.064	26.362 +0.084	17.564 +0.004	25.476	1'31.321				
14	2 L. CAMIER	GBR	Honda CBR1000RR	21.848 +0.019	26.502 +0.055	17.443 +0.070	25.555	1'31.348				
15	81 J. TORRES	ESP	Kawasaki ZX-10RR	21.860	26.449	17.514 +0.028	25.547	1'31.370				
16	23 R. KIYONARI	JPN	Honda CBR1000RR	21.956	26.671	17.634	25.644	1'31.905				
17	28 M. REITERBERGER	GER	BMW S1000 RR	22.055	26.768	17.601	26.021 +11.774	1'32.445				
18	52 A. DELBIANCO	ITA	Honda CBR1000RR	22.342	26.875	17.829 +0.124	25.908	1'32.954				
	17 T. HERFOSS	AUS	Honda CBR1000RR	One or more sectors missing								
Overall Ideal Time				21.485	26.061	17.162	25.191	1'29.899				

24/02/2019

These data/results cannot be reproduced, stored and/or transmitted in whole or in part by any manner of electronic, mechanical, photocopying, recording, broadcasting or otherwise now known or herein after developed without the previous express consent by the copyright owner, except for reproduction in daily press and regular printed publications on sale to the public within 60 days of the event related to those data/results and always provided that copyright symbol appears together as follows below.

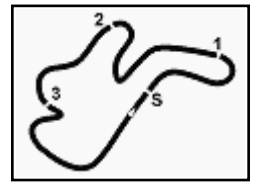
© DORNA WSBK ORGANIZATION Srl 2019

PIRELLI PERUGIA TIMING


Official Tyre Supplier



Official Timekeeper



Yamaha Finance Australian Round, 22-24 February 2019 World Superbike - Chronological Analysis Warm Up

Phillip Island 4.445 m

1 / 2

1° 1 J. REA (1'30.153)							
Lap	Seg.1	Seg.2	Seg.3	Seg.4	Lap Time	km/h	Local Time
1							9:30'13.647
2	32.424	27.807	18.606	25.999	1'44.836P		9:31'58.483
3	21.688	26.183	17.356	26.798	1'32.025	324,3	9:33'30.508
4	21.854	26.667	17.608	4'51.131	5'57.260P	317,6	9:39'27.768
5	36.034	28.708	17.896	26.003	1'48.641P		9:41'16.409
6	21.573	26.118	17.234	25.738	1'30.663	320,5	9:42'47.072
7	21.485	26.061	17.203	25.404	1'30.153	319,5	9:44'17.225
8	21.589	26.210	17.349	25.559	1'30.707	321,4	9:45'47.932

8	21.661	26.714	17.688	25.645	1'31.708	311,2	9:41'17.456
9	21.784	26.741	17.631	25.927	1'32.083	312,1	9:42'49.539
10	21.712	26.414	17.747	25.476	1'31.349	309,5	9:44'20.888
11	22.094	28.695	18.064	25.960	1'34.813	309,5	9:45'55.701

2° 91 L. HASLAM (1'30.342)							
Lap	Seg.1	Seg.2	Seg.3	Seg.4	Lap Time	km/h	Local Time
1							9:30'07.942
2	35.821	29.638	18.820	26.004	1'50.283P		9:31'58.225
3	22.062	26.745	17.384	26.554	1'32.745	318,6	9:33'30.970
4	21.863	26.824	17.401	25.755	1'31.843	319,5	9:35'02.813
5	21.750	26.254	17.354	25.367	1'30.725	314,0	9:36'33.538
6	21.704	28.670	21.304	25.788	1'37.466	315,8	9:38'11.004
7	21.570	26.193	17.319	25.260	1'30.342	318,6	9:39'41.346
8	22.656	28.053	17.626	25.567	1'33.902	321,4	9:41'15.248
9	21.736	26.265	17.352	25.377	1'30.730	321,4	9:42'45.978
10	21.576	26.276	17.302	25.362	1'30.516	316,7	9:44'16.494
11	22.749	26.769	17.416	25.514	1'32.448	317,6	9:45'48.942

6° 66 T. SYKES (1'30.899)							
Lap	Seg.1	Seg.2	Seg.3	Seg.4	Lap Time	km/h	Local Time
1							9:30'46.509
2	33.918	28.494	18.082	26.164	1'46.658P		9:32'33.167
3	22.951	27.410	18.120	25.934	1'34.415	303,4	9:34'07.582
4	22.355	26.574	17.510	25.773	1'32.212	302,5	9:35'39.794
5	22.072	26.322	17.404	25.676	1'31.474	300,8	9:37'11.268
6	21.964	26.234	17.359	25.464	1'31.021	302,5	9:38'42.289
7	23.142	26.822	18.252	26.030	1'34.246	301,7	9:40'16.535
8	22.089	26.153	17.381	25.463	1'31.086	301,7	9:41'47.621
9	21.780	26.178	17.438	25.503	1'30.899	304,2	9:43'18.520
10	21.835	26.200	17.333	25.547	1'30.915	303,4	9:44'49.435
11	22.234	27.056	17.959	27.491	1'34.740	302,5	9:46'24.175

3° 22 A. LOWES (1'30.367)							
Lap	Seg.1	Seg.2	Seg.3	Seg.4	Lap Time	km/h	Local Time
1							9:30'17.636
2	31.915	27.700	18.418	26.594	1'44.627P		9:32'02.263
3	21.821	26.446	17.243	26.188	1'31.698	314,0	9:33'33.961
4	21.596	26.203	17.333	25.235	1'30.367	314,0	9:35'04.328
5	22.330	29.021	17.741	25.617	1'34.709	316,7	9:36'39.037
6	21.649	26.329	17.512	25.429	1'30.919	313,0	9:38'09.956
7	21.647	26.136	17.444	25.390	1'30.617	313,0	9:39'40.573
8	21.675	26.196	17.554	25.496	1'30.921	314,0	9:41'11.494
9	21.702	26.291	17.505	25.554	1'31.052	314,0	9:42'42.546
10	21.692	26.245	17.479	25.379	1'30.795	312,1	9:44'13.341
11	21.616	26.376	17.487	25.393	1'30.872	314,0	9:45'44.213

7° 33 M. MELANDRI (1'30.900)							
Lap	Seg.1	Seg.2	Seg.3	Seg.4	Lap Time	km/h	Local Time
1							9:30'21.885
2	36.676	28.906	18.288	26.195	1'50.065P		9:32'11.950
3	23.264	26.774	17.672	25.658	1'33.368	310,3	9:33'45.318
4	21.746	26.319	17.433	25.402	1'30.900	310,3	9:35'16.218
5	21.748	26.363	18.491	26.175	1'32.777	311,2	9:36'48.995

4° 19 A. BAUTISTA (1'30.424)							
Lap	Seg.1	Seg.2	Seg.3	Seg.4	Lap Time	km/h	Local Time
1							9:30'11.069
2	33.341	28.740	18.192	26.090	1'46.363P		9:31'57.432
3	21.878	26.511	17.391	36.883	1'42.663	317,6	9:33'40.095
4	21.773	26.280	17.213	25.201	1'30.467	320,5	9:35'10.562
5	21.586	26.339	17.308	25.191	1'30.424	324,3	9:36'40.986
6	21.956	26.348	17.394	25.317	1'31.015	323,4	9:38'12.001
7	21.792	26.303	17.347	25.238	1'30.680	324,3	9:39'42.681
8	21.735	26.848	17.314	25.295	1'31.192	324,3	9:41'13.873
9	21.713	26.401	17.310	25.266	1'30.690	324,3	9:42'44.563
10	21.639	26.314	17.215	25.275	1'30.443	324,3	9:44'15.006
11	21.697	26.260	17.162	25.323	1'30.442	324,3	9:45'45.448

8° 60 M. VAN DER MARK (1'31.203)							
Lap	Seg.1	Seg.2	Seg.3	Seg.4	Lap Time	km/h	Local Time
1							9:30'09.034
2	34.976	28.391	19.213	25.927	1'48.507P		9:31'57.541
3	21.928	26.681	17.441	27.607	1'33.657	313,0	9:33'31.198
4	21.820	26.735	17.503	25.652	1'31.710	314,0	9:35'02.908
5	22.224	26.510	17.587	25.718	1'32.039	305,9	9:36'34.947
6	21.670	26.509	17.476	25.548	1'31.203	312,1	9:38'06.150
7	21.768	26.494	17.464	25.728	1'31.454	311,2	9:39'37.604
8	21.794	26.555	17.502	25.681	1'31.532	310,3	9:41'09.136
9	21.769	26.507	17.487	25.674	1'31.437	312,1	9:42'40.573
10	21.882	26.472	17.495	25.893	1'31.742	310,3	9:44'12.315
11	21.825	26.538	17.516	25.736	1'31.615	307,7	9:45'43.930

5° 11 S. CORTESE (1'30.599)							
Lap	Seg.1	Seg.2	Seg.3	Seg.4	Lap Time	km/h	Local Time
1							9:30'21.463
2	34.372	29.752	18.242	25.910	1'48.276P		9:32'09.739
3	21.920	26.540	17.421	25.538	1'31.419	304,2	9:33'41.158
4	21.629	26.564	17.470	25.350	1'31.013	308,6	9:35'12.171
5	21.616	26.500	17.490	25.388	1'30.994	309,5	9:36'43.165
6	21.603	26.603	18.006	25.772	1'31.984	311,2	9:38'15.149
7	21.628	26.326	17.339	25.306	1'30.599	309,5	9:39'45.748

9° 7 C. DAVIES (1'31.212)							
Lap	Seg.1	Seg.2	Seg.3	Seg.4	Lap Time	km/h	Local Time
1							9:30'20.904
2	33.395	28.068	18.576	26.157	1'46.196P		9:32'07.100
3	21.970	26.533	17.827	29.420	1'35.750	318,6	9:33'42.850
4	21.965	26.442	17.823	25.689	1'31.919	320,5	9:35'14.769
5	21.809	26.529	17.737	25.831	1'31.906	319,5	9:36'46.675
6	21.785	27.632	19.045	2'24.085	3'32.547P	319,5	9:40'19.222
7	32.337	27.052	18.244	26.042	1'43.675P		9:42'02.897
8	21.752	26.268	17.742	25.567	1'31.329	316,7	9:43'34.226
9	21.695	26.271	17.691	25.555	1'31.212	317,6	9:45'05.438

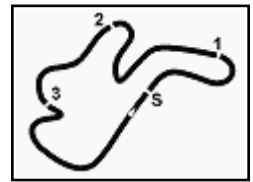
10° 54 T. RAZGATLIOGLU (1'31.233)							
Lap	Seg.1	Seg.2	Seg.3	Seg.4	Lap Time	km/h	Local Time
1							9:30'04.915
2	36.220	28.576	23.597	26.426	1'54.819P		9:31'59.734
3	21.942	26.579	17.338	25.830	1'31.689	312,1	9:33'31.423
4	21.866	26.648	17.433	25.556	1'31.503	312,1	9:35'02.926
5	21.971	26.513	17.564	25.514	1'31.562	310,3	9:36'34.488
6	21.748	26.328	17.624	25.533	1'31.233	310,3	9:38'05.721
7	21.914	26.372	17.623	25.484	1'31.393	307,7	9:39'37.114

24/02/2019 P = Pits In/Out - C = Lap Time Cancelled

These data/results cannot be reproduced, stored and/or transmitted in whole or in part by any manner of electronic, mechanical, photocopying, recording, broadcasting or otherwise now known or herein after developed without the previous express consent by the copyright owner, except for reproduction in daily press and regular printed publications on sale to the public within 60 days of the event related to those data/results and always provided that copyright symbol appears together as follows below.

© DORNA WSBK ORGANIZATION Srl 2019





Phillip Island 4.445 m

Yamaha Finance Australian Round, 22-24 February 2019 World Superbike - Chronological Analysis Warm Up

2 / 2

8	21.842	26.462	17.596	25.583	1'31.483	306,8	9:41'08.597	2	34.585	28.558	19.974	27.569	1'50.686P	9:31'59.195	
9	21.916	26.422	17.577	25.550	1'31.465	307,7	9:42'40.062	3	21.981	26.719	17.443	27.296	1'33.439	318,6	9:33'32.634
10	21.963	26.340	17.530	25.543	1'31.376	305,9	9:44'11.438	4	21.867	26.557	17.513	25.555	1'31.492	314,9	9:35'04.126
11	21.940	26.329	17.563	25.597	1'31.429	306,8	9:45'42.867	5	21.914	26.587	17.493	25.788	1'31.782	314,0	9:36'35.908

11° 21 M. RINALDI (1'31.243)

Lap	Seg.1	Seg.2	Seg.3	Seg.4	Lap Time	km/h	Local Time
1							9:30'12.199
2	34.033	27.927	18.610	25.941	1'46.511P		9:31'58.710
3	22.132	26.803	17.619	26.097	1'32.651	324,3	9:33'31.361
4	22.149	26.967	17.659	25.383	1'32.158	323,4	9:35'03.519
5	22.058	26.708	17.494	25.484	1'31.744	320,5	9:36'35.263
6	21.916	26.601	17.623	25.415	1'31.555	320,5	9:38'06.818
7	21.934	26.498	17.582	25.396	1'31.410	317,6	9:39'38.228
8	21.832	26.468	17.553	25.390	1'31.243	318,6	9:41'09.471
9	21.834	26.545	17.562	25.316	1'31.257	318,6	9:42'40.728
10	24.184	28.052	17.601	25.703	1'35.540	320,5	9:44'16.268

12° 36 L. MERCADO (1'31.375)

Lap	Seg.1	Seg.2	Seg.3	Seg.4	Lap Time	km/h	Local Time
1							9:30'04.387
2	34.168	28.786	21.907	31.314	1'56.175P		9:32'00.562
3	21.909	26.796	17.408	30.702	1'36.815	311,2	9:33'37.377
4	21.863	26.536	17.596	25.719	1'31.714	304,2	9:35'09.091
5	21.968	26.586	17.460	25.779	1'31.793	304,2	9:36'40.884
6	22.219	26.748	17.585	25.629	1'32.181	309,5	9:38'13.065
7	21.825	26.606	17.596	25.750	1'31.777	309,5	9:39'44.842
8	21.852	26.862	17.510	25.564	1'31.788	309,5	9:41'16.630
9	21.684	26.696	17.408	25.587	1'31.375	314,9	9:42'48.005
10	21.769	26.656	17.591	25.894	1'31.910	311,2	9:44'19.915
11	24.611	28.686	17.567	25.898	1'36.762	305,1	9:45'56.677

13° 81 J. TORRES (1'31.398)

Lap	Seg.1	Seg.2	Seg.3	Seg.4	Lap Time	km/h	Local Time
1							9:30'05.604
2	35.062	28.525	19.950	28.771	1'52.308P		9:31'57.912
3	22.029	26.745	17.575	26.089	1'32.438	311,2	9:33'30.350
4	22.279	26.651	17.514	25.837	1'32.281	303,4	9:35'02.631
5	22.125	26.523	17.894	27.291	1'33.833	300,8	9:36'36.464
6	21.891	26.628	20.487	25.807	1'34.813	311,2	9:38'11.277
7	21.860	26.449	17.542	25.547	1'31.398	311,2	9:39'42.675
8	22.009	27.059	17.765	25.611	1'32.444	312,1	9:41'15.119
9	22.137	26.469	17.544	26.181	1'32.331	311,2	9:42'47.450
10	24.727	30.716	20.488	26.359	1'42.290	311,2	9:44'29.740
11	21.988	26.710	17.709	25.740	1'32.147	307,7	9:46'01.887

14° 50 E. LAVERTY (1'31.473)

Lap	Seg.1	Seg.2	Seg.3	Seg.4	Lap Time	km/h	Local Time
1							9:30'03.768
2	32.888	27.582	18.200	26.027	1'44.697P		9:31'48.465
3	21.990	26.562	17.564	25.719	1'31.835	311,2	9:33'20.300
4	22.045	26.362	17.587	25.522	1'31.516	312,1	9:34'51.816
5	21.941	26.448	17.578	25.512	1'31.479	312,1	9:36'23.295
6	22.431	27.353	18.013	2'26.468	3'34.265P	312,1	9:39'57.560
7	34.613	28.018	18.406	26.033	1'47.070P		9:41'44.630
8	21.983	26.446	17.568	25.476	1'31.473	311,2	9:43'16.103
9	21.919	26.516	17.636	25.522	1'31.593	313,0	9:44'47.696
10	21.998	26.457	17.660	25.501	1'31.616	312,1	9:46'19.312

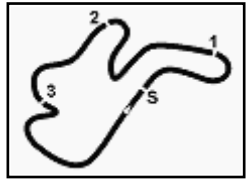
15° 2 L. CAMIER (1'31.492)

Lap	Seg.1	Seg.2	Seg.3	Seg.4	Lap Time	km/h	Local Time
1							9:30'08.509

24/02/2019 P = Pits In/Out - C = Lap Time Cancelled

These data/results cannot be reproduced, stored and/or transmitted in whole or in part by any manner of electronic, mechanical, photocopying, recording, broadcasting or otherwise now known or herein after developed without the previous express consent by the copyright owner, except for reproduction in daily press and regular printed publications on sale to the public within 60 days of the event related to those data/results and always provided that copyright symbol appears together as follows below.

© DORNA WSBK ORGANIZATION Srl 2019



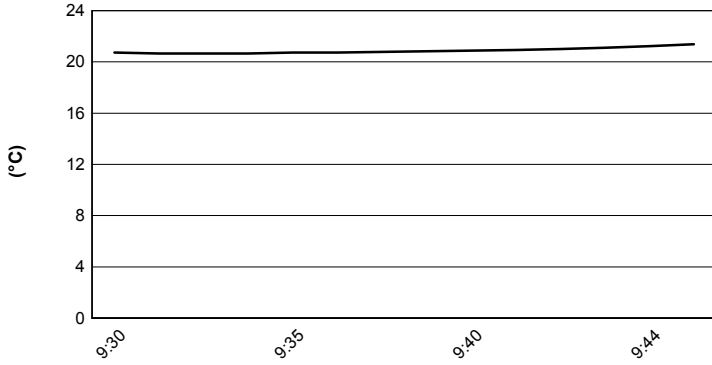
Phillip Island 4.445 m

Yamaha Finance Australian Round, 22-24 February 2019

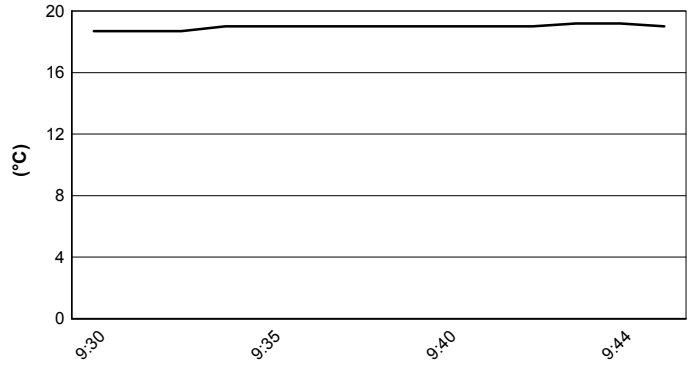
World Superbike - Weather Report Warm Up

Session started 09:30 - Session ended 9:46

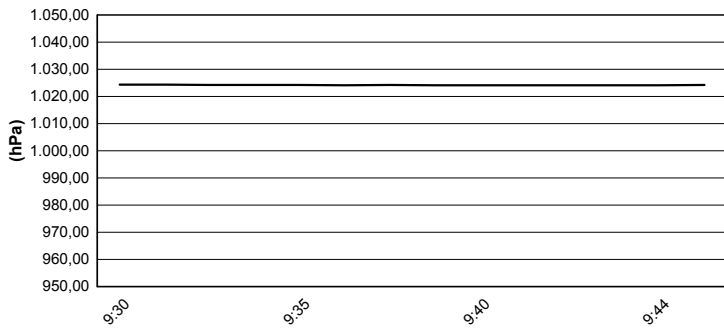
Air Temperature



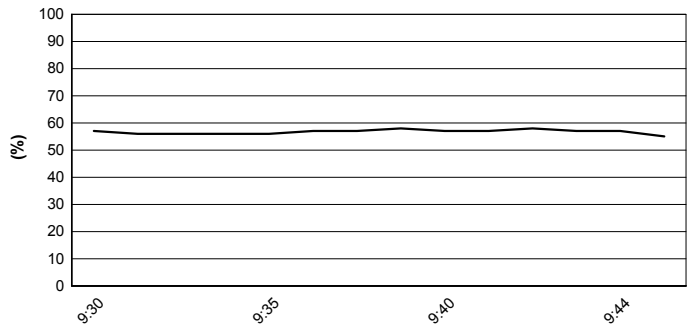
Track Temperature



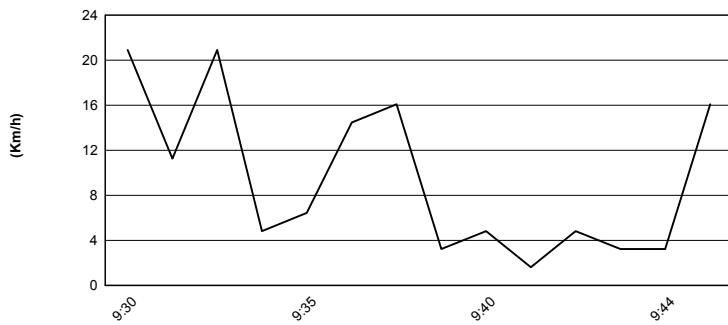
Air Pressure



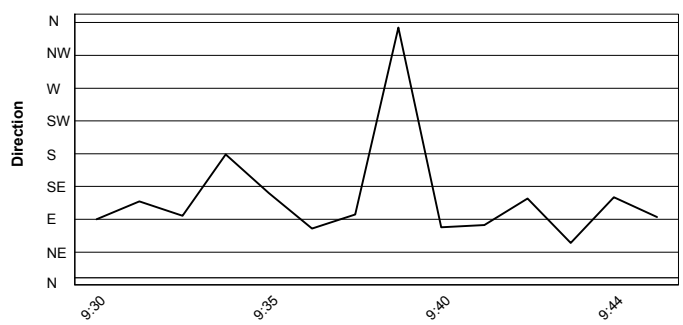
Humidity



Wind Speed



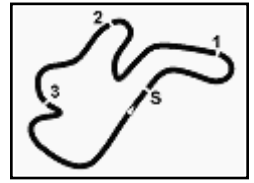
Wind Direction



24/02/2019

These data/results cannot be reproduced, stored and/or transmitted in whole or in part by any manner of electronic, mechanical, photocopying, recording, broadcasting or otherwise now known or herein after developed without the previous express consent by the copyright owner, except for reproduction in daily press and regular printed publications on sale to the public within 60 days of the event related to those data/results and always provided that copyright symbol appears together as follows below.

© DORNA WSBK ORGANIZATION Srl 2019



Phillip Island 4.445 m

Yamaha Finance Australian Round, 22-24 February 2019 World Superbike - Starting Grid - Tissot Superpole Race

10 Laps x 4,445 km = 44,450 km

Pos	Number	Name	Team	Time
1	1	REA J.	Kawasaki	1'29.413
2	91	HASLAM L.	Kawasaki	1'29.624
3	19	BAUTISTA A.	Ducati	1'29.729
4	66	SYKES T.	BMW	1'29.822
5	22	LOWES A.	Yamaha	1'29.987
6	11	CORTESE S.	Yamaha	1'30.159
7	60	VAN DER MARK M.	Yamaha	1'30.361
8	21	RINALDI M.	Ducati	1'30.390
9	33	MELANDRI M.	Yamaha	1'30.401
10	2	CAMIER L.	Honda	1'30.608
11	50	LAVERTY E.	Ducati	1'30.730
12	81	TORRES J.	Kawasaki	1'30.760
13	28	REITERBERGER M.	BMW	1'30.900
14	54	RAZGATLIOGLU T.	Kawasaki	1'31.015
15	36	MERCADO L.	Kawasaki	1'31.062
16	7	DAVIES C.	Ducati	1'31.587
17	23	KIYONARI R.	Honda	1'31.626
18	52	DELBIANCO A.	Honda	1'32.135
19	17	HERFOSS T.	Honda	1'36.895

24/02/2019 Jury President

These data/results cannot be reproduced, stored and/or transmitted in whole or in part by any manner of electronic, mechanical, photocopying, recording, broadcasting or otherwise now known or herein after developed without the previous express consent by the copyright owner, except for reproduction in daily press and regular printed publications on sale to the public within 60 days of the event related to those data/results and always provided that copyright symbol appears together as follows below.

© DORNA WSBK ORGANIZATION Srl 2019

FKR PERUGIA TIMING



Official Tyre Supplier



Official Timekeeper