

Yamaha Finance Australian Round, 22-24 February 2019

World Supersport - Results Race

Laps 16 = 71,120 Km - Time of Race 26'22.386 - Avg. 161,801 km/h

Pos	Grid	No. Rider	Nat	Team	Bike	LL	Gap	Rel.	Fastest Lap	Speed	Qualifying	Speed
1	2	21 R. KRUMMENACHER	SUI	BARDAHL Evan Bros. WorldSSP Team	Yamaha YZF R6	16			1'33.267	268,7	1'32.683	268,0
2	P 3	16 J. CLUZEL	FRA	GMT94 YAMAHA	Yamaha YZF R6	16	6.157	6.157	1'33.807	274,8	1'33.143	268,7
3	1	64 F. CARICASULO	ITA	BARDAHL Evan Bros. WorldSSP Team	Yamaha YZF R6	16	7.338	1.181	1'33.531	272,0	1'32.604	268,0
4	7	80 H. BARBERA	ESP	Team Toth by Willirace	Yamaha YZF R6	16	9.918	2.580	1'33.394	269,3	1'33.621	270,7
5	6	36 T. GRADINGER	AUT	Kallio Racing	Yamaha YZF R6	16	15.035	5.117	1'33.885	271,4	1'33.599	268,0
6	8	78 H. OKUBO	JPN	Kawasaki Puccetti Racing	Kawasaki ZX-6R	16	17.256	2.221	1'34.201	272,0	1'33.756	274,1
7	14	94 C. PEROLARI	FRA	GMT94 YAMAHA	Yamaha YZF R6	16	17.428	0.172	1'34.031	273,4	1'34.192	270,7
8	13	56 P. SEBESTYEN	HUN	CIA Landlord Insurance Honda	Honda CBR600RR	16	23.595	6.167	1'34.649	268,7	1'34.185	271,4
9	12	95 J. DANILO	FRA	CIA Landlord Insurance Honda	Honda CBR600RR	16	29.007	5.412	1'34.606	272,0	1'34.052	274,8
10	19	84 L. CRESSON	BEL	Kallio Racing	Yamaha YZF R6	16	29.017	0.010	1'34.315	273,4	1'34.765	270,7
11	15	7 T. TOPARIS	AUS	Landbridge Transport Yamaha	Yamaha YZF R6	16	32.009	2.992	1'35.109	273,4	1'34.448	265,4
12	P 9	44 L. MAHIAS	FRA	Kawasaki Puccetti Racing	Kawasaki ZX-6R	16	34.503	2.494	1'34.147	266,7	1'33.804	266,7
13	20	74 J. VAN SIKKELERUS	NED	MPM WILSport Racedays	Honda CBR600RR	16	34.933	0.430	1'35.276	271,4	1'34.870	266,0
14	P22	30 G. VAN STRAALLEN	NED	EAB Racing Team	Kawasaki ZX-6R	16	44.604	9.671	1'35.306	276,2	1'35.322	260,2
15	17	86 A. BADOVINI	ITA	Team Pedercini Racing	Kawasaki ZX-6R	16	46.563	1.959	1'34.738	268,7	1'34.575	266,7
16	18	6 M. HERRERA	ESP	MS Racing	Yamaha YZF R6	16	51.584	5.021	1'35.239	269,3	1'34.575	266,0
17	21	10 N. CALERO	ESP	Orelac Racing VerdNatura	Kawasaki ZX-6R	16	51.594	0.010	1'35.597	270,7	1'35.101	268,0
18	4	3 R. DE ROSA	ITA	MV AGUSTA Reparto Corse	MV Agusta F3 675	15	1 Lap	1 Lap	1'33.422	277,6	1'33.254	266,7
-----Not Classified-----												
RET	11	32 I. VINALES	ESP	Kallio Racing	Yamaha YZF R6	13	3 Laps		1'33.894	268,0	1'33.924	272,0
RET	5	22 F. FULIGNI	ITA	MV AGUSTA Reparto Corse	MV Agusta F3 675	6	10 Laps		1'34.392	272,7	1'33.394	268,0
RET	16	61 G. RUIU	ITA	GEMAR - Cioccaria Corse WorldSSP Team	Honda CBR600RR	4	12 Laps		1'35.156	269,3	1'34.509	265,4
RET	10	38 H. SOOMER	EST	MPM WILSport Racedays	Honda CBR600RR	2	14 Laps		1'34.466	266,0	1'33.838	264,7

AIR	Humidity:	39%	Temp:	26°C
TRACK	Condition:	Dry	Temp:	34°C

Records	Pole (QP2)	2013	S.Lowes	1'32.545	172,91 Km/h
	Race (RC)	2018	S.Cortese	1'33.072	171,93 Km/h
	All Times (QP1)	2013	S.Lowes	1'32.545	172,91 Km/h
Race Fastest Lap		Lap 9	R.Krummenacher	1'33.267	171,57 Km/h

LAP LEADERS				
No. Rider	From	To	Laps	Total
64 F. CARICASULO	1	1	1	
21 R. KRUMMENACHER	2	5	4	
64 F. CARICASULO	6	7	2	3
36 T. GRADINGER	8	8	1	1
74 J. VAN SIKKELERUS	9	9	1	1
21 R. KRUMMENACHER	10	16	7	11

TOTAL LEADER LAPS	
No. Rider	Laps
21 R. KRUMMENACHER	11
64 F. CARICASULO	3
36 T. GRADINGER	1
74 J. VAN SIKKELERUS	1

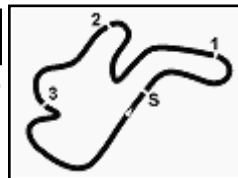
N.16 (Cluzel J.) has been penalized by 1.365 for infringement pit stop intervention time
 N.30 (van Straalen G.) has been penalized by 9.210 for infringement pit stop intervention time
 N.44 (Mahias L.) has been penalized by 19.565 for infringement pit stop intervention time

Start 24/02/2019 13:15 End 13:46 The results are provisional until the end of the time limit for protests and appeals and the completion of the technical checks.

These data/results cannot be reproduced, stored and/or transmitted in whole or in part by any manner of electronic, mechanical, photocopying, recording, broadcasting or otherwise now known or herein after developed without the previous express consent by the copyright owner, except for reproduction in daily press and regular printed publications on sale to the public within 60 days of the event related to those data/results and always provided that copyright symbol appears together as follows below.

© DORNA WSBK ORGANIZATION Srl 2019





Yamaha Finance Australian Round, 22-24 February 2019 World Supersport - Results Race

Race Highlights

Time	No. Rider	Description
13.12.55		Warm-up Lap Start
13.15.00	94 Perolari	Will start the race from the back of the grid
13.15.55		Start
13.18.20		No Jump Start
13.19.31	3 De Rosa	Crashed - Turn 2
13.19.49	3 De Rosa	Re-joined
13.20.08	32 Vinales	On the Gravel - Re-Joined - Turn 2
13.20.14	38 Soomer	Crashed - Turn 6
13.20.56	38 Soomer	Out
13.22.57	61 Ruiu	Crashed - Turn 4
13.24.08	61 Ruiu	Out
13.26.36	21 Krummenacher	Entered Pits
13.26.37	16 Cluzel	Entered Pits
13.26.47	56 Sebestyen	Entered Pits
13.26.51	22 Fuligni	Crashed - Turn 10
13.27.05	22 Fuligni	Re-joined
13.27.16	22 Fuligni	Entered Pits
13.27.40	3 De Rosa	Entered Pits
13.28.11	64 Caricasulo	Entered Pits
13.28.16	80 Barbera	Entered Pits
13.28.18	94 Perolari	Entered Pits
13.28.23	86 Badovini	Entered Pits
13.28.23	95 Danilo	Entered Pits
13.28.26	7 Toparis	Entered Pits
13.28.30	32 Vinales	Entered Pits
13.28.41	22 Fuligni	Retired
13.29.51	36 Gradinger	Entered Pits
13.29.52	78 Okubo	Entered Pits
13.29.53	44 Mahias	Entered Pits
13.29.58	84 Cresson	Entered Pits
13.30.07	6 Herrera	Entered Pits
13.30.08	30 van Straalen	Entered Pits
13.30.17	10 Calero	Entered Pits
13.31.40	74 van Sikkelerus	Entered Pits
13.37.49	16 Cluzel	Penalized by 1.365 for infringement pit stop time
13.38.06	30 van Straalen	Penalized by 9.210 for infringement pit stop time
13.38.20	44 Mahias	Penalized by 19.565 for infringement pit stop time
13.38.37		Penalties applied at end of race
13.39.11		Penalties: #16 (+1.365) - #30 (+9.210) - #44 (+19.565)
13.39.33	32 Vinales	Entered Pits
13.40.23	32 Vinales	Retired
13.44.43		Penalties applied
13.46.02		End Of Session

Start End The results are provisional until the end of the time limit for protests and appeals
24/02/2019 13:15 13:46 and the completion of the technical checks.

These data/results cannot be reproduced, stored and/or transmitted in whole or in part by any manner of electronic, mechanical, photocopying, recording, broadcasting or otherwise now known or herein after developed without the previous express consent by the copyright owner, except for reproduction in daily press and regular printed publications on sale to the public within 60 days of the event related to those data/results and always provided that copyright symbol appears together as follows below.

© DORNA WSBK ORGANIZATION Srl 2019

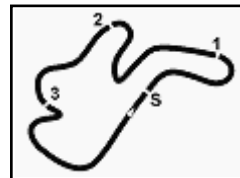
FICR PERUGIA TIMING



Official Tyre Supplier



Official Timekeeper



Phillip Island 4.445 m

1 / 4

Yamaha Finance Australian Round, 22-24 February 2019
World Supersport - Lap Chart Race

	Lap															
	1	2	3	4	5	6	7	8	9	10	11	12	13	14	15	16
1	64	21	21	21	21	64	64	36	74	21	21	21	21	21	21	21
2	16	64	64	64	64	21	36	78	44	16	16	16	16	16	16	16
3	21	16	16	16	16	16	80	44	21	64	64	64	64	64	64	64
4	36	3	36	36	36	36	78	84	78	44	44	80	80	80	80	80
5	3	36	78	78	80	80	44	74	16	80	80	44	44	44	44	44
6	78	32	44	80	78	78	94	6	36	94	94	94	36	36	36	36
7	32	78	80	44	44	44	84	30	64	78	36	36	94	94	78	78
8	44	44	94	94	94	94	95	10	84	36	78	78	78	78	94	94
9	80	80	95	22	22	22	86	80	80	74	56	56	56	56	56	56
10	94	94	56	56	56	56	7	94	94	56	95	95	84	84	95	95
11	38	38	22	95	95	95	74	64	30	95	84	84	95	95	84	84
12	95	95	86	84	84	84	6	21	56	7	7	7	7	7	7	7
13	56	56	84	86	86	86	32	16	95	84	74	74	74	74	74	74
14	22	86	61	61	7	7	30	95	7	30	30	30	30	30	30	30
15	61	22	7	7	74	74	10	7	10	32	32	32	32	86	86	86
16	86	84	6	6	6	6	21	56	32	86	86	86	86	10	10	6
17	84	61	74	74	30	30	16	32	6	10	10	10	10	6	6	10
18	6	7	30	30	32	32	56	86	86	6	6	6	6	3	3	
19	7	6	32	32	10	10	3	3	3	3	3	3	3			
20	30	30	10	10	3	3										
21	74	74	3	3												
22	10	10														

Final Result			
1	21	R. KRUMMENACHER	Laps 16
2	16	J. CLUZEL (P)	6.157
3	64	F. CARICASULO	7.338
4	80	H. BARBERA	9.918
5	36	T. GRADINGER	15.035
6	78	H. OKUBO	17.256
7	94	C. PEROLARI	17.428
8	56	P. SEBESTYEN	23.595
9	95	J. DANILO	29.007
10	84	L. CRESSON	29.017
11	7	T. TOPARIS	32.009
12	44	L. MAHIAS (P)	34.503
13	74	J. VAN SIKKELERUS	34.933
14	30	G. VAN STRAALEN (P)	44.604
15	86	A. BADOVINI	46.563
16	6	M. HERRERA	51.584
17	10	N. CALERO	51.594
18	3	R. DE ROSA	1 Lap
RET	32	I. VINALES	3 Laps
RET	22	F. FULIGNI	10 Laps
RET	61	G. RUIJU	12 Laps
RET	38	H. SOOMER	14 Laps

24/02/2019

These data/results cannot be reproduced, stored and/or transmitted in whole or in part by any manner of electronic, mechanical, photocopying, recording, broadcasting or otherwise now known or herein after developed without the previous express consent by the copyright owner, except for reproduction in daily press and regular printed publications on sale to the public within 60 days of the event related to those data/results and always provided that copyright symbol appears together as follows below.

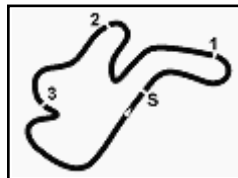
© DORNA WSBK ORGANIZATION Srl 2019

FCR PERUGIA TIMING


Official Tyre Supplier



Official Timekeeper



Phillip Island 4.445 m

Yamaha Finance Australian Round, 22-24 February 2019

World Supersport - Lap Chart Race

2 / 4

Lap 1

1	64	F.Caricasulo	1'39.640
2	16	J.Cluzel	0.038
3	21	R.Krummenacher	0.040
4	36	T.Gradinger	0.516
5	3	R.De Rosa	0.663
6	78	H.Okubo	1.026
7	32	I.Vinales	1.041
8	44	L.Mahias	1.539
9	80	H.Barbera	1.548
10	94	C.Perolari	2.006
11	38	H.Soomer	2.427
12	95	J.Danilo	2.534
13	56	P.Sebestyen	2.854
14	22	F.Fuligni	2.974
15	61	G.Ruii	3.413
16	86	A.Badovini	3.438
17	84	L.Cresson	4.246
18	6	M.Herrera	4.273
19	7	T.Toparis	4.373
20	30	G.van Straalen	4.581
21	74	J.van Sikkelerus	4.825
22	10	N.Calero	5.206

Lap 2

1	21	R.Krummenacher	3'13.174
2	64	F.Caricasulo	0.315
3	16	J.Cluzel	0.429
4	3	R.De Rosa	0.551
5	36	T.Gradinger	0.867
6	32	I.Vinales	1.401
7	78	H.Okubo	1.693
8	44	L.Mahias	2.152
9	80	H.Barbera	2.327
10	94	C.Perolari	2.503
11	38	H.Soomer	3.359
12	95	J.Danilo	3.606
13	56	P.Sebestyen	3.969
14	86	A.Badovini	4.642
15	22	F.Fuligni	4.764
16	84	L.Cresson	5.027
17	61	G.Ruii	5.035
18	7	T.Toparis	5.948
19	6	M.Herrera	6.099
20	30	G.van Straalen	6.353
21	74	J.van Sikkelerus	6.687
22	10	N.Calero	7.349

Lap 3

1	21	R.Krummenacher	4'46.755
2	64	F.Caricasulo	0.265
3	16	J.Cluzel	0.796
4	36	T.Gradinger	2.110
5	78	H.Okubo	2.546
6	44	L.Mahias	3.434
7	80	H.Barbera	3.495
8	94	C.Perolari	4.011
9	95	J.Danilo	5.463
10	56	P.Sebestyen	5.500
11	22	F.Fuligni	5.575
12	86	A.Badovini	5.909
13	84	L.Cresson	6.110
14	61	G.Ruii	7.213
15	7	T.Toparis	7.955
16	6	M.Herrera	8.444
17	74	J.van Sikkelerus	8.643
18	30	G.van Straalen	9.759
19	32	I.Vinales	12.911
20	10	N.Calero	13.011
21	3	R.De Rosa	42.648

Lap 4

1	21	R.Krummenacher	6'20.571
2	64	F.Caricasulo	0.224

3	16	J.Cluzel	0.787
4	36	T.Gradinger	2.699
5	78	H.Okubo	3.390
6	80	H.Barbera	3.722
7	44	L.Mahias	4.285
8	94	C.Perolari	4.696
9	22	F.Fuligni	6.232
10	56	P.Sebestyen	7.146
11	95	J.Danilo	7.444
12	84	L.Cresson	7.480
13	86	A.Badovini	7.486
14	61	G.Ruii	9.089
15	7	T.Toparis	9.535
16	6	M.Herrera	10.192
17	74	J.van Sikkelerus	10.362
18	30	G.van Straalen	12.048
19	32	I.Vinales	14.122
20	10	N.Calero	15.525
21	3	R.De Rosa	48.250

Lap 5

1	21	R.Krummenacher	7'54.296
2	64	F.Caricasulo	0.107
3	16	J.Cluzel	1.198
4	36	T.Gradinger	3.543
5	80	H.Barbera	4.405
6	78	H.Okubo	4.969
7	44	L.Mahias	5.289
8	94	C.Perolari	5.545
9	22	F.Fuligni	7.223
10	56	P.Sebestyen	8.279
11	95	J.Danilo	8.755
12	84	L.Cresson	8.796
13	86	A.Badovini	9.320
14	7	T.Toparis	11.691
15	74	J.van Sikkelerus	11.913
16	6	M.Herrera	12.431
17	30	G.van Straalen	14.418
18	32	I.Vinales	15.580
19	10	N.Calero	19.381
20	3	R.De Rosa	54.454

Lap 6

1	64	F.Caricasulo	9'28.425
2	21	R.Krummenacher	0.191
3	16	J.Cluzel	1.235
4	36	T.Gradinger	4.026
5	80	H.Barbera	4.775
6	78	H.Okubo	5.369
7	44	L.Mahias	5.988
8	94	C.Perolari	6.315
9	22	F.Fuligni	7.660
10	56	P.Sebestyen	9.050
11	95	J.Danilo	9.651
12	84	L.Cresson	9.732
13	86	A.Badovini	10.139
14	7	T.Toparis	12.894
15	74	J.van Sikkelerus	13.191
16	6	M.Herrera	13.783
17	30	G.van Straalen	16.645
18	32	I.Vinales	16.677
19	10	N.Calero	23.134
20	3	R.De Rosa	59.081

Lap 7

1	64	F.Caricasulo	11'02.907
2	36	T.Gradinger	4.329
3	80	H.Barbera	5.075
4	78	H.Okubo	5.530
5	44	L.Mahias	6.227
6	94	C.Perolari	6.521
7	84	L.Cresson	10.690
8	95	J.Danilo	10.816
9	86	A.Badovini	10.958
10	7	T.Toparis	13.965

11	74	J.van Sikkelerus	14.408
12	6	M.Herrera	15.407
13	32	I.Vinales	17.359
14	30	G.van Straalen	18.306
15	10	N.Calero	25.860
16	21	R.Krummenacher	1'04.281
17	16	J.Cluzel	1'06.219
18	56	P.Sebestyen	1'17.631
19	3	R.De Rosa	

Lap 8

1	36	T.Gradinger	12'42.138
2	78	H.Okubo	1.380
3	44	L.Mahias	1.977
4	84	L.Cresson	7.210
5	74	J.van Sikkelerus	10.972
6	6	M.Herrera	13.116
7	30	G.van Straalen	15.274
8	10	N.Calero	24.369
9	80	H.Barbera	1'03.523
10	94	C.Perolari	1'07.055
11	64	F.Caricasulo	1'08.049
12	21	R.Krummenacher	1'09.232
13	16	J.Cluzel	1'09.937
14	95	J.Danilo	1'11.349
15	7	T.Toparis	1'16.617
16	56	P.Sebestyen	1'23.227
17	32	I.Vinales	1'24.211
18	86	A.Badovini	1'31.432
19	3	R.De Rosa	

Lap 9

1	74	J.van Sikkelerus	14'29.658
2	44	L.Mahias	50.215
3	21	R.Krummenacher	54.979
4	78	H.Okubo	55.604
5	16	J.Cluzel	56.303
6	36	T.Gradinger	56.775
7	64	F.Caricasulo	1'03.615
8	84	L.Cresson	1'04.007
9	80	H.Barbera	1'04.982
10	94	C.Perolari	1'05.166
11	30	G.van Straalen	1'07.664
12	56	P.Sebestyen	1'10.462
13	95	J.Danilo	1'11.393
14	7	T.Toparis	1'13.857
15	10	N.Calero	1'19.982
16	32	I.Vinales	1'23.093
17	6	M.Herrera	1'24.065
18	86	A.Badovini	1'29.288
19	3	R.De Rosa	

Lap 10

1	21	R.Krummenacher	16'58.292
2	16	J.Cluzel	2.023
3	64	F.Caricasulo	9.044
4	44	L.Mahias	9.105
5	80	H.Barbera	10.065
6	94	C.Perolari	10.631
7	78	H.Okubo	12.432
8	36	T.Gradinger	12.619
9	74	J.van Sikkelerus	15.385
10	56	P.Sebestyen	16.506
11	95	J.Danilo	18.039
12	7	T.Toparis	20.515
13	84	L.Cresson	20.523
14	30	G.van Straalen	25.923
15	32	I.Vinales	29.919
16	86	A.Badovini	35.827
17	10	N.Calero	36.672
18	6	M.Herrera	41.169
19	3	R.De Rosa	

Lap 11

--	--	--	--

Lap 12

1	21	R.Krummenacher	20'05.799
2	16	J.Cluzel	3.455
3	64	F.Caricasulo	8.953
4	80	H.Barbera	9.781
5	44	L.Mahias	10.645
6	94	C.Perolari	12.736
7	36	T.Gradinger	13.377
8	78	H.Okubo	13.999
9	56	P.Sebestyen	18.635
10	95	J.Danilo	22.439
11	84	L.Cresson	22.798
12	7	T.Toparis	24.577
13	74	J.van Sikkelerus	29.106
14	30	G.van Straalen	29.579
15	32	I.Vinales	33.528
16	86	A.Badovini	39.044
17	10	N.Calero	40.936
18	6	M.Herrera	44.412
19	3	R.De Rosa	

Lap 13

1	21	R.Krummenacher	21'39.608
2	16	J.Cluzel	4.210
3	64	F.Caricasulo	8.890
4	80	H.Barbera	9.962
5	44	L.Mahias	11.676
6	36	T.Gradinger	14.303
7	94	C.Perolari	14.338
8	78	H.Okubo	14.733
9	56	P.Sebestyen	19.828
10	84	L.Cresson	24.448
11	95	J.Danilo	24.464
12	7	T.Toparis	26.632
13	74	J.van Sikkelerus	30.794
14	30	G.van Straalen	31.355
15	32	I.Vinales	35.324
16	86	A.Badovini	40.743
17	10	N.Calero	43.712
18	6	M.Herrera	46.072
19	3	R.De Rosa	

Lap 14

1	21	R.Krummenacher	23'13.581
2	16	J.Cluzel	4.749
3	64	F.Caricasulo	8.503
4	80	H.Barbera	9.803
5	44	L.Mahias	13.076
6	36	T.Gradinger	14.780
7	94	C.Perolari	16.002
8	78	H.Okubo	16.081
9	56	P.Sebestyen	21.201
10	84	L.Cresson	26.180
11	95	J.Danilo	26.346
12	7	T.Toparis	28.559

24/02/2019

These data/results cannot be reproduced, stored and/or transmitted in whole or in part by any manner of electronic, mechanical, photocopying, recording, broadcasting or otherwise now known or herein after developed without the previous express consent by the copyright owner, except for reproduction in daily press and regular printed publications on sale to the public within 60 days of the event related to those data/results and always provided that copyright symbol appears together as follows below.

© DORNA WSBK ORGANIZATION Srl 2019

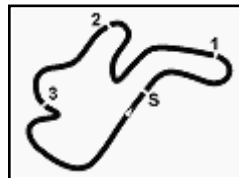
FCR PERUGIA TIMING



Official Tyre Supplier



Official Timekeeper



Phillip Island 4.445 m

13	74	J.van Sikkelerus	32.480
14	30	G.van Straalen	32.876
15	86	A.Badovini	42.922
16	10	N.Calero	46.536
17	6	M.Herrera	47.970
18	3	R.De Rosa	

Lap 15

1	21	R.Krummenacher	24'47.653
2	16	J.Cluzel	5.125
3	64	F.Caricasulo	8.232
4	80	H.Barbera	10.151
5	44	L.Mahias	14.507
6	36	T.Gradinger	15.382
7	78	H.Okubo	16.781
8	94	C.Perolari	17.165
9	56	P.Sebestyen	22.573
10	95	J.Danilo	27.921
11	84	L.Cresson	27.933
12	7	T.Toparis	30.560
13	74	J.van Sikkelerus	34.222
14	30	G.van Straalen	34.466
15	86	A.Badovini	44.697
16	10	N.Calero	49.403
17	6	M.Herrera	49.877
18	3	R.De Rosa	

Lap 16

1	21	R.Krummenacher	26'22.386
2	16	J.Cluzel	4.792
3	64	F.Caricasulo	7.338
4	80	H.Barbera	9.918
5	44	L.Mahias	14.938
6	36	T.Gradinger	15.035
7	78	H.Okubo	17.256
8	94	C.Perolari	17.428
9	56	P.Sebestyen	23.595
10	95	J.Danilo	29.007
11	84	L.Cresson	29.017
12	7	T.Toparis	32.009
13	74	J.van Sikkelerus	34.933
14	30	G.van Straalen	35.394
15	86	A.Badovini	46.563
16	6	M.Herrera	51.584
17	10	N.Calero	51.594

24/02/2019

These data/results cannot be reproduced, stored and/or transmitted in whole or in part by any manner of electronic, mechanical, photocopying, recording, broadcasting or otherwise now known or herein after developed without the previous express consent by the copyright owner, except for reproduction in daily press and regular printed publications on sale to the public within 60 days of the event related to those data/results and always provided that copyright symbol appears together as follows below.

© DORNA WSBK ORGANIZATION Srl 2019

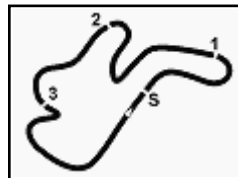
FICR PERUGIA TIMING



Official Tyre Supplier



Official Timekeeper



Yamaha Finance Australian Round, 22-24 February 2019

World Supersport - Lap Chart Race

Race Pace Comparison

	21 Kru	16 Clu	64 Car	80 Bar	36 Gra	78 Oku	94 Per	56 Seb	95 Dan	84 Cre	7 Top	44 Mah	74 vSk	30 vSt
1	1'39.680	1'39.678	1'39.640	1'41.188	1'40.156	1'40.666	1'41.646	1'42.494	1'42.174	1'43.886	1'44.013	1'41.179	1'44.465	1'44.221
2	1'33.494	1'33.925	1'33.849	1'34.313	1'33.885	1'34.201	1'34.031	1'34.649	1'34.606	1'34.315	1'35.109	1'34.147	1'35.396	1'35.306
3	1'33.581	1'33.948	1'33.531	1'34.749	1'34.824	1'34.434	1'35.089	1'35.112	1'35.438	1'34.664	1'35.588	1'34.863	1'35.537	1'36.987
4	1'33.816	1'33.807	1'33.775	1'34.043	1'34.405	1'34.660	1'34.501	1'35.462	1'35.797	1'35.186	1'35.396	1'34.667	1'35.535	1'36.105
5	1'33.725	1'34.136	1'33.608	1'34.408	1'34.569	1'35.304	1'34.574	1'34.858	1'35.036	1'35.041	1'35.881	1'34.729	1'35.276	1'36.095
6	1'34.320	1'34.166	1'34.022	1'34.499	1'34.612	1'34.529	1'34.899	1'34.900	1'35.025	1'35.065	1'35.332	1'34.828	1'35.407	1'36.356
7	2'38.572	2'39.466	1'34.482	1'34.782	1'34.785	1'34.643	1'34.688	2'43.063	1'35.647	1'35.440	1'35.553	1'34.721	1'35.699	1'36.143
8	1'44.182	1'42.949	2'47.280	2'37.679	1'34.902	1'35.081	2'39.765	1'44.827	2'39.764	1'35.751	2'41.883	1'34.981	1'35.795	1'36.199
9	1'33.267	1'33.886	1'43.086	1'48.979	2'44.295	2'41.744	1'45.631	1'34.755	1'47.564	2'44.317	1'44.760	2'35.758	1'36.548	2'39.910
10	1'33.655	1'34.354	1'34.063	1'33.717	1'44.478	1'45.462	1'34.099	1'34.678	1'35.280	1'45.150	1'35.292	1'47.524	2'44.019	1'46.893
11	1'33.748	1'34.396	1'33.582	1'33.394	1'34.265	1'34.798	1'34.523	1'34.825	1'36.007	1'34.897	1'35.677	1'34.276	1'45.240	1'35.577
12	1'33.759	1'34.543	1'33.834	1'33.829	1'34.000	1'34.276	1'35.089	1'34.811	1'35.900	1'34.885	1'35.892	1'34.771	1'35.988	1'35.586
13	1'33.809	1'34.564	1'33.746	1'33.990	1'34.735	1'34.543	1'35.411	1'35.002	1'35.834	1'35.459	1'35.864	1'34.840	1'35.497	1'35.585
14	1'33.973	1'34.512	1'33.586	1'33.814	1'34.450	1'35.321	1'35.637	1'35.346	1'35.855	1'35.705	1'35.900	1'35.373	1'35.659	1'35.494
15	1'34.072	1'34.448	1'33.801	1'34.420	1'34.674	1'34.772	1'35.235	1'35.444	1'35.647	1'35.825	1'36.073	1'35.503	1'35.814	1'35.662
16	1'34.733	1'34.400	1'33.839	1'34.500	1'34.386	1'35.208	1'34.996	1'35.755	1'35.819	1'35.817	1'36.182	1'35.164	1'35.444	1'35.661

	86 Bad	6 Her	10 Cal	3 DeR	32 Vin	22 Ful	61 Rui	38 Soo
1	1'43.078	1'43.913	1'44.846	1'40.303	1'40.681	1'42.614	1'43.053	1'42.067
2	1'34.738	1'35.360	1'35.677	1'33.422	1'33.894	1'35.324	1'35.156	1'34.466
3	1'34.848	1'35.926	1'39.243	2'15.678	1'45.091	1'34.392	1'35.759	
4	1'35.393	1'35.564	1'36.330	1'39.418	1'35.027	1'34.473	1'35.692	
5	1'35.559	1'35.964	1'37.581	1'39.929	1'35.183	1'34.716		
6	1'34.948	1'35.481	1'37.882	1'38.756	1'35.226	1'34.566		
7	1'35.301	1'36.106	1'37.208	3'59.775	1'35.164			
8	2'59.705	1'36.940	1'37.740	1'44.974	2'46.083			
9	1'45.376	2'58.469	2'43.133	1'34.512	1'46.402			
10	1'35.173	1'45.738	1'45.324	1'34.543	1'35.460			
11	1'35.497	1'35.511	1'35.597	1'34.384	1'35.531			
12	1'35.227	1'35.239	1'36.174	1'34.325	1'35.585			
13	1'35.508	1'35.469	1'36.585	1'34.580	1'35.605			
14	1'36.152	1'35.871	1'36.797	1'34.704				
15	1'35.847	1'35.979	1'36.939	1'34.655				
16	1'36.599	1'36.440	1'36.924					

24/02/2019

These data/results cannot be reproduced, stored and/or transmitted in whole or in part by any manner of electronic, mechanical, photocopying, recording, broadcasting or otherwise now known or herein after developed without the previous express consent by the copyright owner, except for reproduction in daily press and regular printed publications on sale to the public within 60 days of the event related to those data/results and always provided that copyright symbol appears together as follows below.

© DORNA WSBK ORGANIZATION Srl 2019

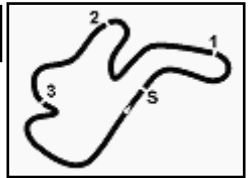
FCR PERUGIA TIMING



Official Tyre Supplier



Official Timekeeper



Yamaha Finance Australian Round, 22-24 February 2019

World Supersport - Best Sectors & Speed Race

RESULTS

Pos	Rank	Name	Motorcycle	Laps
1	21	R. KRUMMENACHER	Yamaha YZF R6	16
2	16	J. CLUZEL	Yamaha YZF R6	6.157
3	64	F. CARICASULO	Yamaha YZF R6	7.338
4	80	H. BARBERA	Yamaha YZF R6	9.918
5	36	T. GRADINGER	Yamaha YZF R6	15.035
6	78	H. OKUBO	Kawasaki ZX-6R	17.256
7	94	C. PEROLARI	Yamaha YZF R6	17.428
8	56	P. SEBESTYEN	Honda CBR600RR	23.595
9	95	J. DANILO	Honda CBR600RR	29.007
10	84	L. CRESSON	Yamaha YZF R6	29.017
11	7	T. TOPARIS	Yamaha YZF R6	32.009
12	44	L. MAHIAS	Kawasaki ZX-6R	34.503
13	74	J. VAN SIKKELERUS	Honda CBR600RR	34.933
14	30	G. VAN STRAALEN	Kawasaki ZX-6R	44.604
15	86	A. BADOVINI	Kawasaki ZX-6R	46.563
16	6	M. HERRERA	Yamaha YZF R6	51.584
17	10	N. CALERO	Kawasaki ZX-6R	51.594
18	3	R. DE ROSA	MV Agusta F3 675	1 Lap
RET	32	I. VINALES	Yamaha YZF R6	3 Laps
RET	22	F. FULIGNI	MV Agusta F3 675	10 Laps
RET	61	G. RUIJU	Honda CBR600RR	12 Laps
RET	38	H. SOOMER	Honda CBR600RR	14 Laps

SPEED

Pos	Rank	Name	Motorcycle	Speed
1	3	R. DE ROSA	MV Agusta F3 675	277.6
2	30	G. VAN STRAALEN	Kawasaki ZX-6R	276.2
3	16	J. CLUZEL	Yamaha YZF R6	274.8
4	7	T. TOPARIS	Yamaha YZF R6	273.4
5	94	C. PEROLARI	Yamaha YZF R6	273.4
6	84	L. CRESSON	Yamaha YZF R6	273.4
7	22	F. FULIGNI	MV Agusta F3 675	272.7
8	78	H. OKUBO	Kawasaki ZX-6R	272.0
9	95	J. DANILO	Honda CBR600RR	272.0
10	64	F. CARICASULO	Yamaha YZF R6	272.0
11	36	T. GRADINGER	Yamaha YZF R6	271.4
12	74	J. VAN SIKKELERUS	Honda CBR600RR	271.4
13	10	N. CALERO	Kawasaki ZX-6R	270.7
14	6	M. HERRERA	Yamaha YZF R6	269.3
15	80	H. BARBERA	Yamaha YZF R6	269.3
16	61	G. RUIJU	Honda CBR600RR	269.3
17	56	P. SEBESTYEN	Honda CBR600RR	268.7
18	86	A. BADOVINI	Kawasaki ZX-6R	268.7
19	21	R. KRUMMENACHER	Yamaha YZF R6	268.7
20	32	I. VINALES	Yamaha YZF R6	268.0
21	44	L. MAHIAS	Kawasaki ZX-6R	266.7
22	38	H. SOOMER	Honda CBR600RR	266.0

SEG. 1

1	3	R. DE ROSA	22.286
2	21	R. KRUMMENACHER	22.389
3	64	F. CARICASULO	22.394
4	16	J. CLUZEL	22.407
5	80	H. BARBERA	22.431
6	32	I. VINALES	22.480
7	36	T. GRADINGER	22.496
8	22	F. FULIGNI	22.498
9	78	H. OKUBO	22.528
10	94	C. PEROLARI	22.550
11	84	L. CRESSON	22.567
12	44	L. MAHIAS	22.655
13	56	P. SEBESTYEN	22.656
14	95	J. DANILO	22.711
15	30	G. VAN STRAALEN	22.711
16	38	H. SOOMER	22.714
17	74	J. VAN SIKKELERUS	22.718
18	6	M. HERRERA	22.722
19	61	G. RUIJU	22.787
20	7	T. TOPARIS	22.825
21	86	A. BADOVINI	22.838
22	10	N. CALERO	22.856

SEG. 2

1	64	F. CARICASULO	26.904
2	21	R. KRUMMENACHER	26.965
3	80	H. BARBERA	27.031
4	16	J. CLUZEL	27.106
5	38	H. SOOMER	27.130
6	3	R. DE ROSA	27.143
7	32	I. VINALES	27.190
8	36	T. GRADINGER	27.214
9	44	L. MAHIAS	27.249
10	86	A. BADOVINI	27.284
11	94	C. PEROLARI	27.285
12	22	F. FULIGNI	27.306
13	78	H. OKUBO	27.308
14	7	T. TOPARIS	27.361
15	95	J. DANILO	27.401
16	56	P. SEBESTYEN	27.443
17	84	L. CRESSON	27.470
18	61	G. RUIJU	27.478
19	6	M. HERRERA	27.535
20	10	N. CALERO	27.602
21	30	G. VAN STRAALEN	27.610
22	74	J. VAN SIKKELERUS	27.659

SEG. 3

1	21	R. KRUMMENACHER	17.614
2	3	R. DE ROSA	17.700
3	94	C. PEROLARI	17.719
4	38	H. SOOMER	17.722
5	16	J. CLUZEL	17.724
6	64	F. CARICASULO	17.726
7	36	T. GRADINGER	17.741
8	44	L. MAHIAS	17.746
9	80	H. BARBERA	17.768
10	32	I. VINALES	17.818
11	78	H. OKUBO	17.824
12	22	F. FULIGNI	17.826
13	84	L. CRESSON	17.840
14	56	P. SEBESTYEN	17.887
15	95	J. DANILO	17.902
16	61	G. RUIJU	17.913
17	86	A. BADOVINI	17.919
18	7	T. TOPARIS	17.957
19	74	J. VAN SIKKELERUS	18.031
20	10	N. CALERO	18.053
21	30	G. VAN STRAALEN	18.074
22	6	M. HERRERA	18.134

SEG. 4

1	21	R. KRUMMENACHER	26.060
2	64	F. CARICASULO	26.092
3	32	I. VINALES	26.153
4	80	H. BARBERA	26.161
5	36	T. GRADINGER	26.169
6	3	R. DE ROSA	26.195
7	94	C. PEROLARI	26.260
8	16	J. CLUZEL	26.264
9	22	F. FULIGNI	26.281
10	78	H. OKUBO	26.290
11	44	L. MAHIAS	26.307
12	95	J. DANILO	26.379
13	56	P. SEBESTYEN	26.421
14	86	A. BADOVINI	26.433
15	84	L. CRESSON	26.438
16	6	M. HERRERA	26.584
17	7	T. TOPARIS	26.627
18	61	G. RUIJU	26.637
19	30	G. VAN STRAALEN	26.643
20	74	J. VAN SIKKELERUS	26.680
21	10	N. CALERO	26.693
22	38	H. SOOMER	26.847

24/02/2019

These data/results cannot be reproduced, stored and/or transmitted in whole or in part by any manner of electronic, mechanical, photocopying, recording, broadcasting or otherwise now known or herein after developed without the previous express consent by the copyright owner, except for reproduction in daily press and regular printed publications on sale to the public within 60 days of the event related to those data/results and always provided that copyright symbol appears together as follows below.

© DORNA WSBK ORGANIZATION Srl 2019

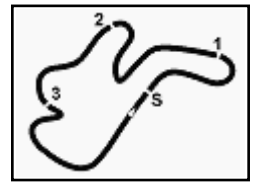
FICR PERUGIA TIMING



Official Tyre Supplier



Official Timekeeper



Yamaha Finance Australian Round, 22-24 February 2019 World Supersport - Chronological Analysis Race

Phillip Island 4.445 m

Start at 13:15'40.126

1 / 4

1° 21 R. KRUMMENACHER (1'33.267)							
Lap	Seg.1	Seg.2	Seg.3	Seg.4	Lap Time	km/h	Local Time
1		27.271	17.811	26.060	1'39.680		13:17'19.806
2	22.444	26.987	17.614	26.449	1'33.494	268,0	13:18'53.300
3	22.550	26.965	17.635	26.431	1'33.581	262,1	13:20'26.881
4	22.590	27.054	17.687	26.485	1'33.816	262,8	13:22'00.697
5	22.512	27.116	17.687	26.410	1'33.725	263,4	13:23'34.422
6	22.767	27.267	17.800	26.486	1'34.320	262,1	13:25'08.742
7	22.556	27.167	17.766	1'31.083	2'38.572P	268,7	13:27'47.314
8	33.288	27.080	17.634	26.180	1'44.182P		13:29'31.496
9	22.389	26.980	17.622	26.276	1'33.267	265,4	13:31'04.763
10	22.428	27.032	17.720	26.475	1'33.655	264,7	13:32'38.418
11	22.454	27.120	17.679	26.495	1'33.748	264,7	13:34'12.166
12	22.452	27.141	17.736	26.430	1'33.759	264,7	13:35'45.925
13	22.568	27.120	17.713	26.408	1'33.809	265,4	13:37'19.734
14	22.500	27.141	17.787	26.545	1'33.973	265,4	13:38'53.707
15	22.642	27.166	17.741	26.523	1'34.072	264,7	13:40'27.779
16	22.567	27.441	17.993	26.732	1'34.733	266,0	13:42'02.512
Race Time 26'22.386							

5	22.649	27.340	17.908	26.511	1'34.408	269,3	13:23'38.827
6	22.671	27.313	17.939	26.576	1'34.499	264,7	13:25'13.326
7	22.713	27.391	18.004	26.674	1'34.782	266,0	13:26'48.108
8	22.911	27.347	17.903	1'29.518	2'37.679P	263,4	13:29'25.787
9	37.339	27.309	17.817	26.514	1'48.979P		13:31'14.766
10	22.445	27.102	17.912	26.258	1'33.717	262,8	13:32'48.483
11	22.431	27.031	17.771	26.161	1'33.394	267,3	13:34'21.877
12	22.459	27.194	17.832	26.344	1'33.829	268,7	13:35'55.706
13	22.542	27.226	17.809	26.413	1'33.990	265,4	13:37'29.696
14	22.510	27.134	17.794	26.376	1'33.814	266,0	13:39'03.510
15	22.643	27.287	17.929	26.561	1'34.420	264,1	13:40'37.930
16	22.600	27.325	18.039	26.536	1'34.500	267,3	13:42'12.430
Race Time 26'32.304							

2° 16 J. CLUZEL (1'33.807)							
Lap	Seg.1	Seg.2	Seg.3	Seg.4	Lap Time	km/h	Local Time
1		27.142	17.819	26.489	1'39.678		13:17'19.804
2	22.796	27.141	17.724	26.264	1'33.925	264,7	13:18'53.729
3	22.543	27.238	17.774	26.393	1'33.948	274,8	13:20'27.677
4	22.407	27.181	17.805	26.414	1'33.807	268,7	13:22'01.484
5	22.509	27.264	17.880	26.483	1'34.136	268,0	13:23'35.620
6	22.591	27.250	17.852	26.473	1'34.166	266,7	13:25'09.786
7	22.707	27.306	17.905	1'31.548	2'39.466P	268,0	13:27'49.252
8	31.776	27.106	17.730	26.337	1'42.949P		13:29'32.201
9	22.447	27.129	17.819	26.491	1'33.886	267,3	13:31'06.087
10	22.552	27.298	17.948	26.556	1'34.354	266,0	13:32'40.441
11	22.625	27.283	17.916	26.572	1'34.396	265,4	13:34'14.837
12	22.669	27.304	17.936	26.634	1'34.543	264,7	13:35'49.380
13	22.588	27.389	17.909	26.678	1'34.564	265,4	13:37'23.944
14	22.609	27.396	17.872	26.635	1'34.512	264,7	13:38'58.456
15	22.642	27.308	17.900	26.598	1'34.448	264,7	13:40'32.904
16	22.637	27.362	17.862	26.539	1'34.400	265,4	13:42'07.304
Race Time 26'27.178 + 1.365Pen							

5° 36 T. GRADINGER (1'33.885)							
Lap	Seg.1	Seg.2	Seg.3	Seg.4	Lap Time	km/h	Local Time
1		27.336	17.841	26.187	1'40.156		13:17'20.282
2	22.612	27.214	17.741	26.318	1'33.885	270,7	13:18'54.167
3	22.933	27.612	17.746	26.533	1'34.824	269,3	13:20'28.991
4	22.635	27.353	17.844	26.573	1'34.405	265,4	13:22'03.396
5	22.682	27.397	17.958	26.532	1'34.569	264,1	13:23'37.965
6	22.658	27.462	17.863	26.629	1'34.612	264,1	13:25'12.577
7	22.645	27.444	17.922	26.774	1'34.785	265,4	13:26'47.362
8	22.747	27.443	18.054	26.658	1'34.902	261,5	13:28'22.264
9	22.872	27.501	18.062	1'35.860	2'44.295P	260,9	13:31'06.559
10	22.584	27.886	17.839	26.169	1'44.478P		13:32'51.037
11	22.509	27.560	17.827	26.369	1'34.265	271,4	13:34'25.302
12	22.496	27.316	17.842	26.346	1'34.000	267,3	13:35'59.302
13	22.682	27.396	17.913	26.744	1'34.735	268,7	13:37'34.037
14	22.723	27.305	17.885	26.537	1'34.450	266,0	13:39'08.487
15	22.716	27.542	17.891	26.525	1'34.674	264,7	13:40'43.161
16	22.656	27.446	17.881	26.403	1'34.386	267,3	13:42'17.547
Race Time 26'37.421							

3° 64 F. CARICASULO (1'33.531)							
Lap	Seg.1	Seg.2	Seg.3	Seg.4	Lap Time	km/h	Local Time
1		27.189	17.883	26.246	1'39.640		13:17'19.766
2	22.618	27.058	17.766	26.407	1'33.849	266,7	13:18'53.615
3	22.441	27.061	17.758	26.271	1'33.531	270,7	13:20'27.146
4	22.548	27.033	17.861	26.333	1'33.775	270,7	13:22'00.921
5	22.473	27.126	17.796	26.213	1'33.608	272,0	13:23'34.529
6	22.456	27.168	17.939	26.459	1'34.022	270,7	13:25'08.551
7	22.621	27.540	17.875	26.446	1'34.482	265,4	13:26'43.033
8	22.547	27.113	17.889	1'39.731	2'47.280P	264,7	13:29'30.313
9	32.318	26.950	17.726	26.092	1'43.086P		13:31'13.399
10	22.435	27.289	18.039	26.300	1'34.063	268,0	13:32'47.462
11	22.477	26.904	17.855	26.346	1'33.582	268,7	13:34'21.044
12	22.525	27.089	17.760	26.460	1'33.834	266,0	13:35'54.878
13	22.439	27.063	17.845	26.399	1'33.746	266,7	13:37'28.624
14	22.394	27.023	17.842	26.327	1'33.586	268,0	13:39'02.210
15	22.514	27.112	17.758	26.417	1'33.801	267,3	13:40'36.011
16	22.544	27.042	17.844	26.409	1'33.839	269,3	13:42'09.850
Race Time 26'29.724							

6° 78 H. OKUBO (1'34.201)							
Lap	Seg.1	Seg.2	Seg.3	Seg.4	Lap Time	km/h	Local Time
1		27.610	17.856	26.290	1'40.666		13:17'20.792
2	22.696	27.308	17.838	26.359	1'34.201	270,0	13:18'54.993
3	22.695	27.435	17.857	26.447	1'34.434	270,0	13:20'29.427
4	22.528	27.381	18.060	26.691	1'34.660	266,7	13:22'04.087
5	22.700	28.018	18.028	26.558	1'35.304	265,4	13:23'39.391
6	22.661	27.372	17.951	26.545	1'34.529	266,0	13:25'13.920
7	22.617	27.400	18.051	26.575	1'34.643	267,3	13:26'48.563
8	22.779	27.559	17.955	26.788	1'35.081	266,0	13:28'23.644
9	22.865	27.646	18.072	1'33.161	2'41.744P	262,1	13:31'05.388
10	33.857	27.428	17.824	26.353	1'45.462P		13:32'50.850
11	22.617	27.834	17.902	26.445	1'34.798	265,4	13:34'25.648
12	22.613	27.421	17.858	26.384	1'34.276	271,4	13:35'59.924
13	22.532	27.393	18.069	26.549	1'34.543	270,0	13:37'34.467
14	22.633	27.766	18.121	26.801	1'35.321	272,0	13:39'09.788
15	22.571	27.546	18.058	26.597	1'34.772	270,7	13:40'44.560
16	22.718	27.523	18.163	26.804	1'35.208	267,3	13:42'19.768
Race Time 26'39.642							

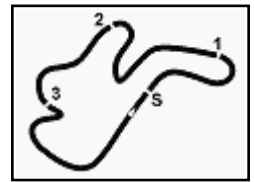
4° 80 H. BARBERA (1'33.394)							
Lap	Seg.1	Seg.2	Seg.3	Seg.4	Lap Time	km/h	Local Time
1		27.896	17.792	26.231	1'41.188		13:17'21.314
2	22.927	27.274	17.768	26.344	1'34.313	263,4	13:18'55.627
3	22.870	27.635	17.822	26.422	1'34.749	269,3	13:20'30.376
4	22.519	27.248	17.841	26.435	1'34.043	266,0	13:22'04.419

7° 94 C. PEROLARI (1'34.031)							
Lap	Seg.1	Seg.2	Seg.3	Seg.4	Lap Time	km/h	Local Time
1		27.777	17.764	26.281	1'41.646		13:17'21.772
2	22.644	27.408	17.719	26.260	1'34.031	270,0	13:18'55.803
3	22.780	27.907	17.841	26.561	1'35.089	273,4	13:20'30.892
4	22.590	27.392	17.894	26.625	1'34.501	266,7	13:22'05.393
5	22.579	27.513	17.975	26.507	1'34.574	267,3	13:23'39.967
6	22.759	27.566	17.979	26.595	1'34.899	270,0	13:25'14.866
7	22.731	27.494	17.899	26.564	1'34.688	268,0	13:26'49.554
8	22.688	27.741	18.021	1'31.315	2'39.765P	269,3	13:29'29.319
9	33.590	27.393	17.917	26.731	1'45.631P		13:31'14.950
10	22.550	27.285	17.848	26.416	1'34.099	264,1	13:32'49.049

24/02/2019 P = Pits In/Out - C = Lap Time Cancelled

These data/results cannot be reproduced, stored and/or transmitted in whole or in part by any manner of electronic, mechanical, photocopying, recording, broadcasting or otherwise now known or herein after developed without the previous express consent by the copyright owner, except for reproduction in daily press and regular printed publications on sale to the public within 60 days of the event related to those data/results and always provided that copyright symbol appears together as follows below.

© DORNA WSBK ORGANIZATION Srl 2019



Yamaha Finance Australian Round, 22-24 February 2019

World Supersport - Chronological Analysis Race

Phillip Island 4.445 m

Start at 13:15'40.126

2 / 4

Race Time 26'51.403

Lap	Seg.1	Seg.2	Seg.3	Seg.4	Lap Time	km/h	Local Time
11	22.566	27.405	17.848	26.704	1'34.523	266,7	13:34'23.572
12	22.675	27.560	18.022	26.832	1'35.089	265,4	13:35'58.661
13	22.781	27.570	18.140	26.920	1'35.411	263,4	13:37'34.072
14	22.958	27.702	18.065	26.912	1'35.637	264,7	13:39'09.709
15	22.925	27.604	17.958	26.748	1'35.235	263,4	13:40'44.944
16	22.765	27.563	17.985	26.683	1'34.996	269,3	13:42'19.940
Race Time 26'39.814							

11° 7 T. TOPARIS (1'35.109)							
Lap	Seg.1	Seg.2	Seg.3	Seg.4	Lap Time	km/h	Local Time
1			28.399	17.957	27.225	1'44.013	13:17'24.139
2	22.825	27.602	18.055	26.627	1'35.109	273,4	13:18'59.248
3	23.094	27.361	18.266	26.867	1'35.588	261,5	13:20'34.836
4	22.825	27.644	18.165	26.762	1'35.396	260,9	13:22'10.232
5	22.846	27.969	18.255	26.811	1'35.881	262,8	13:23'46.113
6	22.870	27.510	18.105	26.847	1'35.332	258,4	13:25'21.445
7	22.993	27.574	18.180	26.806	1'35.553	258,4	13:26'56.998
8	22.945	27.602	18.270	1'33.066	2'41.883P	257,1	13:29'38.881
9	32.311	27.544	18.116	26.789	1'44.760P		13:31'23.641
10	22.891	27.495	18.155	26.751	1'35.292	259,0	13:32'58.933
11	22.872	27.714	18.246	26.845	1'35.677	261,5	13:34'34.610
12	22.935	27.611	18.261	27.085	1'35.892	262,1	13:36'10.502
13	23.039	27.639	18.316	26.870	1'35.864	259,0	13:37'46.366
14	22.961	27.732	18.226	26.981	1'35.900	259,6	13:39'22.266
15	22.994	27.858	18.360	26.861	1'36.073	259,0	13:40'58.339
16	23.106	27.812	18.373	26.891	1'36.182	260,2	13:42'34.521
Race Time 26'54.395							

8° 56 P. SEBESTYEN (1'34.649)							
Lap	Seg.1	Seg.2	Seg.3	Seg.4	Lap Time	km/h	Local Time
1		28.126	17.964	26.451	1'42.494		13:17'22.620
2	22.811	27.489	17.928	26.421	1'34.649	268,7	13:18'57.269
3	22.736	27.675	18.009	26.692	1'35.112	266,7	13:20'32.381
4	23.112	27.480	17.919	26.951	1'35.462	266,7	13:22'07.843
5	22.715	27.540	17.948	26.655	1'34.858	266,0	13:23'42.701
6	22.697	27.510	17.941	26.752	1'34.900	264,7	13:25'17.601
7	22.687	27.491	17.988	1'34.897	2'43.063P	264,1	13:28'00.664
8	32.933	27.452	17.934	26.508	1'44.827P		13:29'45.491
9	22.783	27.454	17.913	26.605	1'34.755	260,9	13:31'20.246
10	22.701	27.443	17.887	26.647	1'34.678	262,1	13:32'54.924
11	22.656	27.506	17.955	26.708	1'34.825	262,8	13:34'29.749
12	22.694	27.454	17.966	26.697	1'34.811	262,8	13:36'04.560
13	22.733	27.543	18.043	26.683	1'35.002	262,1	13:37'39.562
14	22.833	27.610	18.072	26.831	1'35.346	262,1	13:39'14.908
15	22.861	27.684	18.061	26.838	1'35.444	261,5	13:40'50.352
16	22.882	27.741	18.161	26.971	1'35.755	262,1	13:42'26.107
Race Time 26'45.981							

12° 44 L. MAHIAS (1'34.147)							
Lap	Seg.1	Seg.2	Seg.3	Seg.4	Lap Time	km/h	Local Time
1			27.895	17.749	26.391	1'41.179	13:17'21.305
2	22.802	27.292	17.746	26.307	1'34.147	266,0	13:18'55.452
3	22.829	27.571	17.922	26.541	1'34.863	266,7	13:20'30.315
4	22.985	27.326	17.899	26.457	1'34.667	262,1	13:22'04.982
5	22.655	27.506	18.020	26.548	1'34.729	264,1	13:23'39.711
6	22.780	27.596	17.938	26.514	1'34.828	266,7	13:25'14.539
7	22.679	27.525	17.959	26.558	1'34.721	266,0	13:26'49.260
8	22.777	27.585	17.947	26.672	1'34.981	263,4	13:28'24.241
9	22.784	27.575	18.109	1'27.290	2'35.758P	261,5	13:30'59.999
10	35.334	27.650	17.955	26.585	1'47.524P		13:32'47.523
11	22.740	27.249	17.840	26.447	1'34.276	264,7	13:34'21.799
12	22.844	27.525	17.893	26.509	1'34.771	264,1	13:35'56.570
13	22.707	27.499	18.028	26.606	1'34.840	264,1	13:37'31.410
14	22.982	27.619	18.006	26.766	1'35.373	262,8	13:39'06.783
15	22.877	27.763	18.090	26.773	1'35.503	262,8	13:40'42.286
16	22.770	27.670	18.018	26.706	1'35.164	262,8	13:42'17.450
Race Time 26'37.324 + 19.565Pen							

9° 95 J. DANILO (1'34.606)							
Lap	Seg.1	Seg.2	Seg.3	Seg.4	Lap Time	km/h	Local Time
1		28.065	18.213	26.379	1'42.174		13:17'22.300
2	22.798	27.401	17.902	26.505	1'34.606	272,0	13:18'56.906
3	22.781	27.664	18.110	26.883	1'35.438	268,7	13:20'32.344
4	23.495	27.520	17.992	26.790	1'35.797	265,4	13:22'08.141
5	22.711	27.563	18.039	26.723	1'35.036	271,4	13:23'43.177
6	22.824	27.406	18.082	26.713	1'35.025	266,7	13:25'18.202
7	23.098	27.752	18.040	26.757	1'35.647	267,3	13:26'53.849
8	22.884	27.843	18.281	1'30.756	2'39.764P	270,0	13:29'33.613
9	35.038	27.681	18.109	26.736	1'47.564P		13:31'21.177
10	22.883	27.592	18.092	26.713	1'35.280	264,7	13:32'56.457
11	23.014	27.916	18.176	26.901	1'36.007	263,4	13:34'32.464
12	23.091	27.683	18.262	26.864	1'35.900	262,8	13:36'08.364
13	23.092	27.618	18.208	26.916	1'35.834	262,8	13:37'44.198
14	22.973	27.973	18.114	26.795	1'35.855	263,4	13:39'20.053
15	22.877	27.600	18.249	26.921	1'35.647	272,0	13:40'55.700
16	23.073	27.571	18.272	26.903	1'35.819	260,2	13:42'31.519
Race Time 26'51.393							

13° 74 J. VAN SIKKELERUS (1'35.276)							
Lap	Seg.1	Seg.2	Seg.3	Seg.4	Lap Time	km/h	Local Time
1			28.662	18.382	26.791	1'44.465	13:17'24.591
2	22.718	27.802	18.031	26.845	1'35.396	271,4	13:18'59.987
3	22.987	27.734	18.031	26.785	1'35.537	268,0	13:20'35.524
4	22.813	27.743	18.251	26.728	1'35.535	268,7	13:22'11.059
5	22.746	27.774	18.062	26.694	1'35.276	268,7	13:23'46.335
6	22.867	27.713	18.118	26.709	1'35.407	262,8	13:25'21.742
7	22.899	27.763	18.082	26.955	1'35.699	264,7	13:26'57.441
8	22.843	27.675	18.067	27.210	1'35.795	261,5	13:28'33.236
9	23.142	28.020	18.238	27.148	1'36.548	256,5	13:30'09.784
10	23.172	28.115	18.322	1'34.410	2'44.019P	254,7	13:32'53.803
11	32.472	27.923	18.144	26.701	1'45.240P		13:34'39.043
12	22.876	28.220	18.212	26.680	1'35.988	260,9	13:36'15.031
13	22.890	27.659	18.189	26.759	1'35.497	259,0	13:37'50.528
14	22.806	27.720	18.137	26.996	1'35.659	259,6	13:39'26.187
15	22.994	27.759	18.157	26.904	1'35.814	259,0	13:41'02.001
16	22.841	27.710	18.076	26.817	1'35.444	259,6	13:42'37.445
Race Time 26'57.319							

10° 84 L. CRESSON (1'34.315)							
Lap	Seg.1	Seg.2	Seg.3	Seg.4	Lap Time	km/h	Local Time
1		28.411	18.037	27.172	1'43.886		13:17'24.012
2	22.567	27.470	17.840	26.438	1'34.315	270,7	13:18'58.327
3	22.676	27.673	17.841	26.474	1'34.664	264,1	13:20'32.991
4	22.934	27.641	17.931	26.680	1'35.186	273,4	13:22'08.177
5	22.824	27.634	18.027	26.556	1'35.041	268,7	13:23'43.218
6	22.652	27.716	18.032	26.665	1'35.065	273,4	13:25'18.283
7	22.763	27.711	17.954	27.012	1'35.440	273,4	13:26'53.723
8	22.832	27.794	18.208	26.917	1'35.751	265,4	13:28'29.474
9	22.864	27.711	18.040	1'35.702	2'44.317P	264,7	13:31'13.791
10	32.663	27.947	17.972	26.568	1'45.150P		13:32'58.941
11	22.715	27.511	17.935	26.736	1'34.897	265,4	13:34'33.838
12	22.714	27.599	17.908	26.664	1'34.885	267,3	13:36'08.723
13	22.844	27.727	18.207	26.681	1'35.459	271,4	13:37'44.182
14	22.816	27.903	18.151	26.835	1'35.705	268,0	13:39'19.887
15	22.924	27.891	18.280	26.730	1'35.825	266,7	13:40'55.712
16	22.851	27.904	18.341	26.721	1'35.817	267,3	13:42'31.529

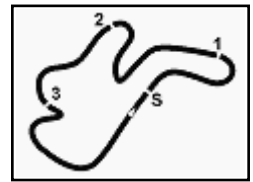
14° 30 G. VAN STRAALEN (1'35.306)							
Lap	Seg.1	Seg.2	Seg.3	Seg.4	Lap Time	km/h	Local Time
1			28.790	18.408	26.705	1'44.221	13:17'24.347
2	22.796	27.719	18.148	26.643	1'35.306	276,2	13:18'59.653
3	23.057	28.975	18.128	26.827	1'36.987	270,0	13:20'36.640

24/02/2019 P = Pits In/Out - C = Lap Time Cancelled

These data/results cannot be reproduced, stored and/or transmitted in whole or in part by any manner of electronic, mechanical, photocopying, recording, broadcasting or otherwise now known or herein after developed without the previous express consent by the copyright owner, except for reproduction in daily press and regular printed publications on sale to the public within 60 days of the event related to those data/results and always provided that copyright symbol appears together as follows below.

© DORNA WSBK ORGANIZATION Srl 2019





Yamaha Finance Australian Round, 22-24 February 2019

World Supersport - Chronological Analysis Race

Phillip Island 4.445 m

Start at 13:15'40.126

3 / 4

4	22.995	27.949	18.187	26.974	1'36.105	262,8	13:22'12.745	10	32.771	27.807	18.053	26.693	1'45.324P	13:33'15.090
5	23.079	27.896	18.118	27.002	1'36.095	261,5	13:23'48.840	11	22.895	27.624	18.206	26.872	1'35.597	264,7 13:34'50.687
6	22.969	28.111	18.304	26.972	1'36.356	259,6	13:25'25.196	12	23.022	27.820	18.274	27.058	1'36.174	265,4 13:36'26.861
7	23.146	27.909	18.235	26.853	1'36.143	259,6	13:27'01.339	13	23.168	27.803	18.383	27.231	1'36.585	261,5 13:38'03.446
8	23.111	27.786	18.221	27.081	1'36.199	261,5	13:28'37.538	14	23.248	27.922	18.370	27.257	1'36.797	262,1 13:39'40.243
9	22.948	27.793	18.235	1'30.934	2'39.910P	259,6	13:31'17.448	15	23.194	28.022	18.486	27.237	1'36.939	260,2 13:41'17.182
10	33.459	28.406	18.203	26.825	1'46.893P	261,5	13:33'04.341	16	23.135	28.052	18.511	27.226	1'36.924	262,8 13:42'54.106
11	22.839	27.610	18.172	26.956	1'35.577	259,6	13:34'39.918							Race Time 27'13.980
12	22.711	27.795	18.216	26.864	1'35.586	262,8	13:36'15.504							
13	22.766	27.871	18.167	26.781	1'35.585	263,4	13:37'51.089							
14	22.847	27.788	18.074	26.785	1'35.494	264,1	13:39'26.583							
15	22.973	27.744	18.162	26.783	1'35.662	264,1	13:41'02.245							
16	22.793	27.818	18.205	26.845	1'35.661	263,4	13:42'37.906							

Race Time 26'57.780 + 9.210Pen

15° 86 A. BADOVINI (1'34.738)

Lap	Seg.1	Seg.2	Seg.3	Seg.4	Lap Time	km/h	Local Time
1		28.340	18.115	26.433	1'43.078		13:17'23.204
2	22.875	27.284	17.925	26.654	1'34.738	264,1	13:18'57.942
3	22.894	27.451	17.963	26.540	1'34.848	262,1	13:20'32.790
4	22.884	27.476	17.928	27.105	1'35.393	268,7	13:22'08.183
5	23.127	27.734	17.919	26.779	1'35.559	264,1	13:23'43.742
6	22.930	27.411	18.037	26.570	1'34.948	263,4	13:25'18.690
7	22.838	27.729	18.051	26.683	1'35.301	268,0	13:26'53.991
8	22.888	27.818	18.260	1'50.739	2'59.705P	268,7	13:29'53.696
9	33.121	27.475	17.931	26.849	1'45.376P		13:31'39.072
10	22.948	27.495	17.995	26.735	1'35.173	259,0	13:33'14.245
11	22.959	27.587	18.071	26.880	1'35.497	259,0	13:34'49.742
12	22.963	27.513	18.060	26.691	1'35.227	260,9	13:36'24.969
13	22.953	27.597	18.086	26.872	1'35.508	259,6	13:38'00.477
14	23.066	27.813	18.234	27.039	1'36.152	259,6	13:39'36.629
15	23.068	27.650	18.188	26.941	1'35.847	257,8	13:41'12.476
16	23.139	27.915	18.354	27.191	1'36.599	259,0	13:42'49.075

Race Time 27'08.949

16° 6 M. HERRERA (1'35.239)

Lap	Seg.1	Seg.2	Seg.3	Seg.4	Lap Time	km/h	Local Time
1		29.077	18.417	26.635	1'43.913		13:17'24.039
2	22.874	27.535	18.367	26.584	1'35.360	269,3	13:18'59.399
3	23.191	27.767	18.305	26.663	1'35.926	266,0	13:20'35.325
4	22.854	27.789	18.235	26.686	1'35.564	268,0	13:22'10.889
5	22.722	28.215	18.233	26.794	1'35.964	267,3	13:23'46.853
6	22.880	27.699	18.134	26.768	1'35.481	267,3	13:25'22.334
7	23.006	27.895	18.355	26.850	1'36.106	265,4	13:26'58.440
8	22.934	27.724	19.121	27.161	1'36.940	263,4	13:28'35.380
9	23.007	27.864	18.573	1'49.025	2'58.469P	262,8	13:31'33.849
10	33.038	27.788	18.251	26.661	1'45.738P		13:33'19.587
11	22.877	27.626	18.245	26.763	1'35.511	263,4	13:34'55.098
12					1'35.239		13:36'30.337
13					1'35.469		13:38'05.806
14					1'35.871		13:39'41.677
15					1'35.979		13:41'17.656
16					1'36.440		13:42'54.096

Race Time 27'13.970

17° 10 N. CALERO (1'35.597)

Lap	Seg.1	Seg.2	Seg.3	Seg.4	Lap Time	km/h	Local Time
1		28.802	18.367	26.914	1'44.846		13:17'24.972
2	22.856	27.602	18.176	27.043	1'35.677	270,7	13:19'00.649
3	22.995	30.008	18.690	27.550	1'39.243	268,7	13:20'39.892
4	23.163	27.893	18.280	26.994	1'36.330	261,5	13:22'16.222
5	23.198	28.537	18.591	27.255	1'37.581	263,4	13:23'53.803
6	23.493	28.425	18.680	27.284	1'37.882	261,5	13:25'31.685
7	23.392	28.020	18.503	27.293	1'37.208	259,0	13:27'08.893
8	23.376	28.071	18.660	27.633	1'37.740	261,5	13:28'46.633
9	23.406	28.189	18.609	1'32.929	2'43.133P	260,2	13:31'29.766

18° 3 R. DE ROSA (1'33.422)

Lap	Seg.1	Seg.2	Seg.3	Seg.4	Lap Time	km/h	Local Time
1			27.408	17.859	26.195	1'40.303	13:17'20.429
2	22.286	27.143	17.700	26.293	1'33.422	277,6	13:18'53.851
3	52.797	35.409	19.257	28.215	2'15.678	274,8	13:21'09.529
4	24.376	28.475	18.813	27.754	1'39.418	240,0	13:22'48.947
5	24.063	28.754	18.884	28.228	1'39.929	251,7	13:24'28.876
6	23.737	28.532	18.749	27.738	1'38.756	250,0	13:26'07.632
7	23.860	28.478	18.868	2'48.569	3'59.775P	251,7	13:30'07.407
8	32.877	27.583	17.919	26.595	1'44.974P		13:31'52.381
9	22.568	27.450	17.959	26.535	1'34.512	264,1	13:33'26.893
10	22.670	27.311	17.918	26.644	1'34.543	265,4	13:35'01.436
11	22.666	27.227	18.011	26.480	1'34.384	265,4	13:36'35.820
12	22.548	27.283	17.896	26.598	1'34.325	264,1	13:38'10.145
13	22.629	27.353	17.995	26.603	1'34.580	265,4	13:39'44.725
14	22.736	27.379	18.066	26.523	1'34.704	266,0	13:41'19.429
15	22.641	27.298	17.929	26.787	1'34.655	268,0	13:42'54.084

Race Time 27'13.958

RET 32 I. VINALES (1'33.894)

Lap	Seg.1	Seg.2	Seg.3	Seg.4	Lap Time	km/h	Local Time
1		27.597	17.840	26.153	1'40.681		13:17'20.807
2	22.480	27.190	17.818	26.406	1'33.894	268,0	13:18'54.701
3			18.136	27.021	1'45.091	264,1	13:20'39.792
4	22.937	27.257	18.037	26.796	1'35.027	260,9	13:22'14.819
5	22.953	27.348	18.103	26.779	1'35.183	262,8	13:23'50.002
6	23.005	27.514	18.101	26.606	1'35.226	264,1	13:25'25.228
7	22.939	27.366	18.097	26.762	1'35.164	265,4	13:27'00.392
8	23.011	27.503	18.135	1'37.434	2'46.083P	260,9	13:29'46.475
9	33.713	27.523	18.222	26.944	1'46.402P		13:31'32.877
10	23.067	27.458	18.192	26.743	1'35.460	258,4	13:33'08.337
11	22.955	27.447	18.220	26.909	1'35.531	260,2	13:34'43.868
12	23.045	27.478	18.220	26.842	1'35.585	260,2	13:36'19.453
13	23.038	27.444	18.304	26.819	1'35.605	260,2	13:37'55.058

Race Time 22'14.932

RET 22 F. FULIGNI (1'34.392)

Lap	Seg.1	Seg.2	Seg.3	Seg.4	Lap Time	km/h	Local Time
1		28.686	18.088	26.281	1'42.614		13:17'22.740
2	22.874	27.531	18.054	26.865	1'35.324	272,7	13:18'58.064
3	22.498	27.534	17.900	26.460	1'34.392	271,4	13:20'32.456
4	22.803	27.342	17.826	26.502	1'34.473	270,0	13:22'06.929
5	22.645	27.463	18.000	26.608	1'34.716	265,4	13:23'41.645
6	22.701	27.450	17.931	26.484	1'34.566	263,4	13:25'16.211

Race Time 9'36.085

RET 61 G. RUIJ (1'35.156)

Lap	Seg.1	Seg.2	Seg.3	Seg.4	Lap Time	km/h	Local Time
1		28.348	18.019	26.637	1'43.053		13:17'23.179
2	23.077	27.478	17.913	26.688	1'35.156	264,7	13:18'58.335
3	22.787	27.742	17.989	27.241	1'35.759	269,3	13:20'34.094
4	22.950	27.801	18.080	26.861	1'35.692	260,2	13:22'09.786

Race Time 6'29.660

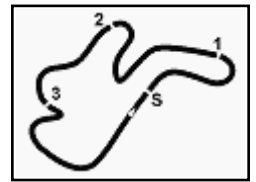
RET 38 H. SOOMER (1'34.466)

Lap	Seg.1	Seg.2	Seg.3	Seg.4	Lap Time	km/h	Local Time
1		27.757	17.839	26.847	1'42.067		13:17'22.193
2	22.714	27.130	17.722	26.900	1'34.466	266,0	13:18'56.659

24/02/2019 P = Pits In/Out - C = Lap Time Cancelled

These data/results cannot be reproduced, stored and/or transmitted in whole or in part by any manner of electronic, mechanical, photocopying, recording, broadcasting or otherwise now known or herein after developed without the previous express consent by the copyright owner, except for reproduction in daily press and regular printed publications on sale to the public within 60 days of the event related to those data/results and always provided that copyright symbol appears together as follows below.

© DORNA WSBK ORGANIZATION Srl 2019



Phillip Island 4.445 m

Yamaha Finance Australian Round, 22-24 February 2019

World Supersport - Chronological Analysis Race

Start at 13:15'40.126

Race Time 3'16.533

4 / 4

24/02/2019 P = Pits In/Out - C = Lap Time Cancelled

These data/results cannot be reproduced, stored and/or transmitted in whole or in part by any manner of electronic, mechanical, photocopying, recording, broadcasting or otherwise now known or herein after developed without the previous express consent by the copyright owner, except for reproduction in daily press and regular printed publications on sale to the public within 60 days of the event related to those data/results and always provided that copyright symbol appears together as follows below.

© DORNA WSBK ORGANIZATION Srl 2019

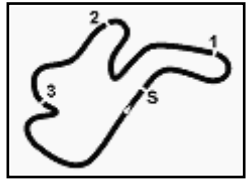
FKR PERUGIA TIMING



Official Tyre Supplier



Official Timekeeper



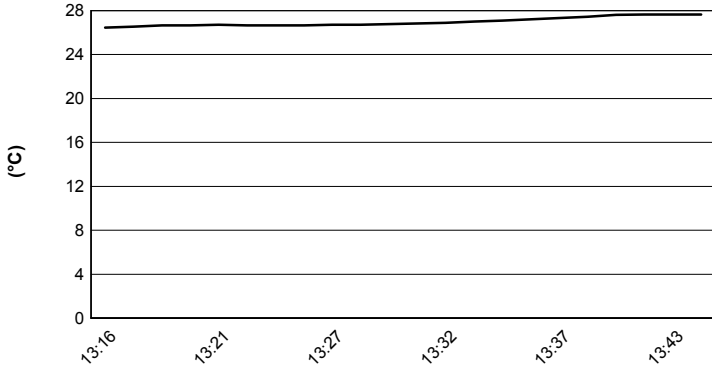
Phillip Island 4.445 m

Yamaha Finance Australian Round, 22-24 February 2019

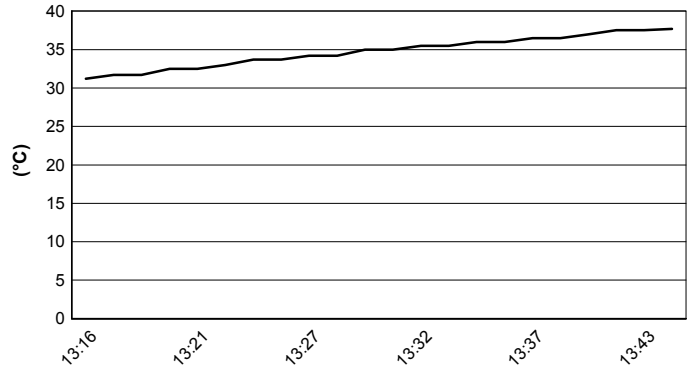
World Supersport - Weather Report Race

Session started 13:16 - Session ended 13:46

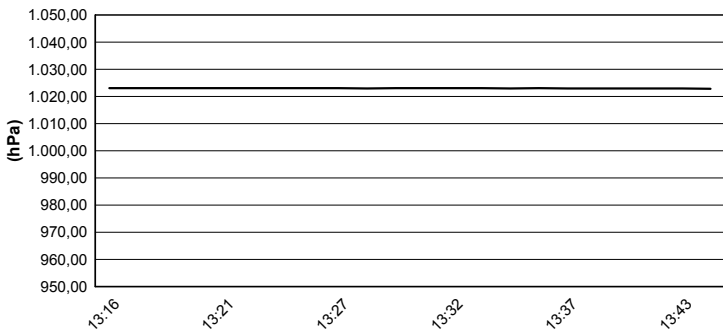
Air Temperature



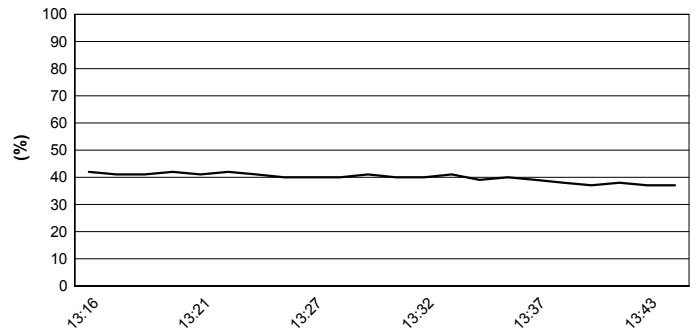
Track Temperature



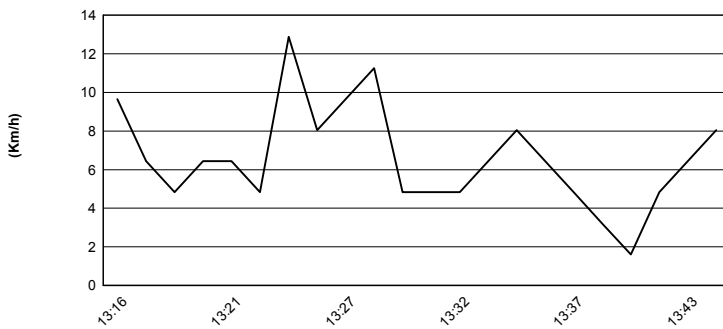
Air Pressure



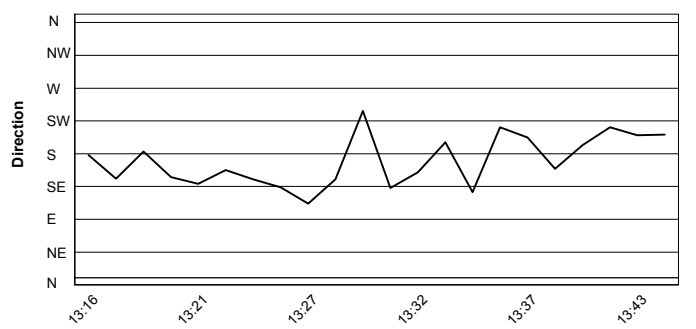
Humidity



Wind Speed



Wind Direction

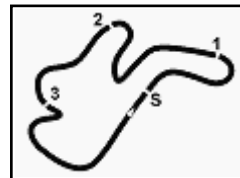


24/02/2019

These data/results cannot be reproduced, stored and/or transmitted in whole or in part by any manner of electronic, mechanical, photocopying, recording, broadcasting or otherwise now known or herein after developed without the previous express consent by the copyright owner, except for reproduction in daily press and regular printed publications on sale to the public within 60 days of the event related to those data/results and always provided that copyright symbol appears together as follows below.

© DORNA WSBK ORGANIZATION Srl 2019





Phillip Island 4.445 m

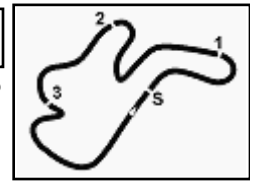
Yamaha Finance Australian Round, 22-24 February 2019 World Supersport - Championship Standings

	Points	Points From First	Points From Previous	February 24 PHILLIP ISLAND	March 17 BURIRAM	April 7 ARAGON	April 14 ASSEN	May 12 IMOLA	June 9 JEREZ	June 23 MISANO	July 7 DONINGTON PARK	September 8 PORTIMAO	September 24 MAGNY COURS	October 13 VILLICUM	October 26 LOSAIL				
1 KRUMMENACHER Randy (SUI)	25			25 1															
2 CLUZEL Jules (FRA)	20	5		20 2															
3 CARICASULO Federico (ITA)	16	9	4	16 3															
4 BARBERA Hector (ESP)	13	12	3	13 4															
5 GRADINGER Thomas (AUT)	11	14	2	11 5															
6 OKUBO Hikari (JPN)	10	15	1	10 6															
7 PEROLARI Corentin (FRA)	9	16	1	9 7															
8 SEBESTYEN Peter (HUN)	8	17	1	8 8															
9 DANILO Jules (FRA)	7	18	1	7 9															
10 CRESSON Loris (BEL)	6	19	1	6 10															
11 TOPARIS Tom (AUS)	5	20	1	5 11															
12 MAHIAS Lucas (FRA)	4	21	1	4 12															
13 VAN SIKKELERUS Jaimie (NED)	3	22	1	3 13															
14 VAN STRALEEN Glenn (NED)	2	23	1	2 14															
15 BADOVINI Ayrton (ITA)	1	24	1	1 15															

24/02/2019 First Line: Championship Standings - Second Line: Ranking Progression

These data/results cannot be reproduced, stored and/or transmitted in whole or in part by any manner of electronic, mechanical, photocopying, recording, broadcasting or otherwise now known or herein after developed without the previous express consent by the copyright owner, except for reproduction in daily press and regular printed publications on sale to the public within 60 days of the event related to those data/results and always provided that copyright symbol appears together as follows below.

© DORNA WSBK ORGANIZATION Srl 2019



Phillip Island 4.445 m

Yamaha Finance Australian Round, 22-24 February 2019

World Supersport - Manufacturers Standings

	Points	Points From First	Points From Previous	February 24	March 17	April 7	April 14	May 12	June 9	June 23	July 7	September 8	September 24	October 13	October 26			
				PHILLIP ISLAND	BURIRAM	ARAGON	ASSEN	IMOLA	JEREZ	MISANO	DONINGTON PARK	PORTIMAO	MAGNY COURS	VILLICUM	LOSAIL			
1 YAMAHA	25			25 1														
2 KAWASAKI	10	15		10 2														
3 HONDA	8	17	2	8 3														

24/02/2019 First Line: Championship Standings - Second Line: Ranking Progression

These data/results cannot be reproduced, stored and/or transmitted in whole or in part by any manner of electronic, mechanical, photocopying, recording, broadcasting or otherwise now known or herein after developed without the previous express consent by the copyright owner, except for reproduction in daily press and regular printed publications on sale to the public within 60 days of the event related to those data/results and always provided that copyright symbol appears together as follows below.

© DORNA WSBK ORGANIZATION Srl 2019

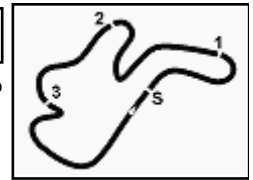
FICR PERUGIA TIMING



Official Tyre Supplier



Official Timekeeper



Phillip Island 4.445 m

Yamaha Finance Australian Round, 22-24 February 2019 World Supersport - Team Standings

	February 24 PHILLIP ISLAND	March 17 BURIRAM	April 7 ARAGON	April 14 ASSEN	May 12 IMOLA	June 9 JEREZ	June 23 MISANO	July 7 DONINGTON PARK	September 8 PORTIMAO	September 24 MAGNY COURS	October 13 VILLICUM	October 26 LOSAIL	
1 BARDAHL Evan Bros. WorldSSP Team	41												
KRUMMENACHER Randy	25	25											
CARICASULO Federico	16	16											
2 GMT94 YAMAHA	29 (-12)												
CLUZEL Jules	20	20											
PEROLARI Corentin	9	9											
3 Kallio Racing	17 (-24)												
GRADINGER Thomas	11	11											
CRESSON Loris	6	6											
4 CIA Landlord Insurance Honda	15 (-26)												
SEBESTYEN Peter	8	8											
DANILO Jules	7	7											
5 Kawasaki Puccetti Racing	14 (-27)												
OKUBO Hikari	10	10											
MAHIAS Lucas	4	4											
6 Team Toth by Willirace	13 (-28)												
BARBERA Hector	13	13											
7 Landbridge Transport Yamaha	5 (-36)												
TOPARIS Tom	5	5											
8 MPM WILSport Racedays	3 (-38)												
VAN SIKKELERUS Jaimie	3	3											
9 EAB Racing Team	2 (-39)												
VAN STRAALEN Glenn	2	2											
10 Team Pedercini Racing	1 (-40)												
BADOVINI Ayrton	1	1											

24/02/2019 * Independent teams

These data/results cannot be reproduced, stored and/or transmitted in whole or in part by any manner of electronic, mechanical, photocopying, recording, broadcasting or otherwise now known or herein after developed without the previous express consent by the copyright owner, except for reproduction in daily press and regular printed publications on sale to the public within 60 days of the event related to those data/results and always provided that copyright symbol appears together as follows below.

© DORNA WSBK ORGANIZATION Srl 2019

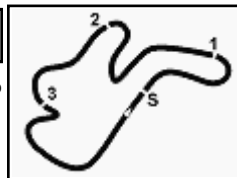
FICR PERUGIA TIMING



Official Tyre Supplier



Official Timekeeper



Yamaha Finance Australian Round, 22-24 February 2019

World Supersport - Best Laps & Speeds

No.	Rider Bike	Nat	Best Lap		FP1		FP2		FP3		SP		WUP		RC	
			LL	SPD	LL	SPD	LL	SPD	LL	SPD	LL	SPD	LL	SPD	LL	SPD
1	64 F. CARICASULO Yamaha YZF R6	ITA	1'32.604		1'33.166	267,9	1'33.335	266,0	1'33.370	267,9	1'32.604	267,9	1'33.353	274,8	1'33.531	272,0
2	21 R. KRUMMENACHER Yamaha YZF R6	SUI	1'32.683		1'32.777	269,3	1'33.536	270,6	1'33.066	268,6	1'32.683	267,9	1'32.860	277,6	1'33.267	268,6
3	16 J. CLUZEL Yamaha YZF R6	FRA	1'33.143		1'33.473	271,3	1'33.208	266,6	1'33.406	268,6	1'33.143	273,4	1'33.616	274,8	1'33.807	274,8
4	36 T. GRADINGER Yamaha YZF R6	AUT	1'33.150		1'33.150	272,0	1'34.416	266,6	1'33.716	268,6	1'33.599	270,6	1'34.159	271,3	1'33.885	271,3
5	3 R. DE ROSA MV Agusta F3 675	ITA	1'33.254		1'33.257	272,7	1'33.737	266,0	1'33.518	269,3	1'33.254	266,6	1'33.552	277,6	1'33.422	277,6
6	22 F. FULIGNI MV Agusta F3 675	ITA	1'33.394		1'34.630	272,7	1'34.098	266,6	1'33.928	269,3	1'33.394	270,6	1'34.216	272,7	1'34.392	272,7
7	80 H. BARBERA Yamaha YZF R6	ESP	1'33.394		1'33.809	270,6	1'34.404	268,6	1'33.993	267,9	1'33.621			270,6	1'33.394	269,3
8	44 L. MAHIAS Kawasaki ZX-6R	FRA	1'33.521		1'33.521	276,2	1'33.607	262,1	1'33.968	266,6	1'33.804	276,2	1'34.286	266,6	1'34.147	266,6
9	78 H. OKUBO Kawasaki ZX-6R	JPN	1'33.631		1'33.631	274,1	1'34.641	262,1	1'34.226	267,9	1'33.756	274,1	1'34.559	274,1	1'34.201	272,0
10	94 C. PEROLARI Yamaha YZF R6	FRA	1'33.815		1'33.885	273,4	1'34.585	267,9	1'33.815	270,0	1'34.192	271,3	1'34.294	273,4	1'34.031	273,4
11	38 H. SOOMER Honda CBR600RR	EST	1'33.838		1'34.459	270,6	1'34.567	260,2	1'34.487	264,7	1'33.838	270,6	1'34.025	266,0	1'34.466	266,0
12	32 I. VINALES Yamaha YZF R6	ESP	1'33.894		1'34.218	279,7	1'34.456	266,6	1'34.128	270,6	1'33.924	279,7	1'33.898	267,9	1'33.894	267,9
13	95 J. DANILO Honda CBR600RR	FRA	1'34.052		1'34.924	277,6	1'34.854	269,3	1'34.397	270,0	1'34.052	274,8	1'34.719	277,6	1'34.606	272,0
14	56 P. SEBESTYEN Honda CBR600RR	HUN	1'34.079		1'34.547	273,4	1'34.587	267,9	1'34.079	270,0	1'34.185	271,3	1'34.606	273,4	1'34.649	268,6
15	86 A. BADOVINI Kawasaki ZX-6R	ITA	1'34.145		1'35.159	278,3	1'35.189	263,4	1'34.145	264,0	1'34.575	278,3	1'34.950	278,3	1'34.738	268,6
16	84 L. CRESSON Yamaha YZF R6	BEL	1'34.315		1'34.754	279,0	1'35.006	267,9	1'34.566	276,9	1'34.765	279,0	1'35.004	279,0	1'34.315	273,4
17	7 T. TOPARIS Yamaha YZF R6	AUS	1'34.448		1'34.658	273,4	1'34.862	257,7			1'34.448	265,3	1'35.281	273,4	1'35.109	273,4
18	6 M. HERRERA Yamaha YZF R6	ESP	1'34.466		1'34.850	274,8	1'34.585	269,3	1'34.466	269,3	1'34.575	274,8	1'35.254	274,8	1'35.239	269,3
19	61 G. RUIU Honda CBR600RR	ITA	1'34.509		1'35.232	272,0	1'35.374	266,0	1'35.096	271,3	1'34.509	265,3	1'34.707	272,0	1'35.156	269,3
20	74 J. VAN SIKKELERUS Honda CBR600RR	NED	1'34.653		1'34.937	272,0	1'35.288	262,7	1'34.653	267,9	1'34.870	272,0	1'35.234	272,0	1'35.276	271,3
21	30 G. VAN STRAALLEN Kawasaki ZX-6R	NED	1'34.828		1'35.362	276,2	1'35.917	270,6	1'34.828	266,6	1'35.322	260,2	1'35.548	268,6	1'35.306	276,2
22	15 A. COPPOLA Honda CBR600RR	ITA	1'35.076		1'35.076	268,6	1'35.789	267,9								
23	10 N. CALERO Kawasaki ZX-6R	ESP	1'35.101		1'35.183	272,7	1'35.610	268,6	1'35.939	271,3	1'35.101	267,9	1'35.592	272,7	1'35.597	270,6
24	47 R. HARTOG Kawasaki ZX-6R	NED	1'35.276		1'35.276	262,7	1'35.553	260,8								

24/02/2019

These data/results cannot be reproduced, stored and/or transmitted in whole or in part by any manner of electronic, mechanical, photocopying, recording, broadcasting or otherwise now known or herein after developed without the previous express consent by the copyright owner, except for reproduction in daily press and regular printed publications on sale to the public within 60 days of the event related to those data/results and always provided that copyright symbol appears together as follows below.

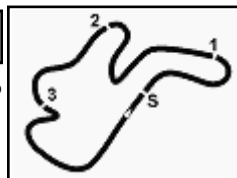
© DORNA WSBK ORGANIZATION Srl 2019

FICR PERUGIA TIMING


Official Tyre Supplier



Official Timekeeper



Yamaha Finance Australian Round, 22-24 February 2019

World Supersport - Race Winners

	2016	2017	2018	2019
01 Phillip Island	Krummenacher R. (SUI) KAW	Rolfo R. (ITA) MVA	Mahias L. (FRA) YAM	Krummenacher R. (SUI) YAM
02 Chang	Cluzel J. (FRA) MVA	Caricasulo F. (ITA) YAM	Krummenacher R. (SUI) YAM	
03 Motorland Aragon	Sofuoglu K. (TUR) KAW	Mahias L. (FRA) YAM	Cortese S. (GER) YAM	
04 TT Circuit Assen	Smith K. (GBR) HON	Sofuoglu K. (TUR) KAW	Cluzel J. (FRA) YAM	
05 Autodromo Imola	Sofuoglu K. (TUR) KAW	Sofuoglu K. (TUR) KAW	Cluzel J. (FRA) YAM	
06 Jerez	Sofuoglu K. (TUR) KAW	Caricasulo F. (ITA) YAM		
07 Misano World Circuit	Sofuoglu K. (TUR) KAW	Sofuoglu K. (TUR) KAW	Caricasulo F. (ITA) YAM	
08 Donington Park	Sofuoglu K. (TUR) KAW	Sofuoglu K. (TUR) KAW	Cortese S. (GER) YAM	
09 Portimão		Sofuoglu K. (TUR) KAW	Mahias L. (FRA) YAM	
10 Magny-Cours	Cluzel J. (FRA) MVA	Tuuli N. (FIN) YAM	Cluzel J. (FRA) YAM	
11 Villicum Circuit			Cluzel J. (FRA) YAM	
12 Losail	Smith K. (GBR) HON	Mahias L. (FRA) YAM	Mahias L. (FRA) YAM	

2019

1 R. Krummenacher

ALL TIMES

43 K. Sofuoglu	5 C. Crutchlow	2 A. West	1 G. Rea
17 J. Cluzel	5 L. Mahias	2 P. Jacobsen	1 L. Zanetti
16 F. Foret	4 J. Whitham	2 S. Cortese	1 N. Tuuli
12 S. Charpentier	4 K. Curtain	1 P. Bontempi	1 R. Wilairot
12 E. Laverty	4 C. Vermeulen	1 P. Riba	
11 K. Muggeridge	3 I. MacPherson	1 W. Zeelenberg	
8 S. Lowes	3 C. Kellner	1 G. Nannelli	
7 A. Pitt	3 L. Scassa	1 J. Vd Goorbergh	
6 P. Casoli	3 J. Lascorz	1 L. Lanzi	
6 K. Fujiwara	3 J. Rea	1 A. Badovini	
6 S. Chambon	3 K. Smith	1 Y. Tiberio	
6 J. Teuchert	3 R. Krummenacher	1 M. Roccoli	
6 B. Parkes	3 F. Caricasulo	1 R. Rolfo	
6 C. Davies	2 R. Xaus	1 S. Morais	
6 M. van der Mark	2 J. Brookes	1 M. Pirro	

24/02/2019

These data/results cannot be reproduced, stored and/or transmitted in whole or in part by any manner of electronic, mechanical, photocopying, recording, broadcasting or otherwise now known or herein after developed without the previous express consent by the copyright owner, except for reproduction in daily press and regular printed publications on sale to the public within 60 days of the event related to those data/results and always provided that copyright symbol appears together as follows below.

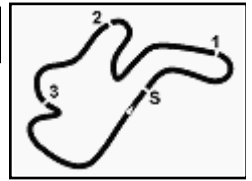
© DORNA WSBK ORGANIZATION Srl 2019

FKR PERUGIA TIMING


Official Tyre Supplier



Official Timekeeper



Phillip Island 4.445 m

Yamaha Finance Australian Round, 22-24 February 2019
World Supersport - Pirelli Best Lap Award

	Points	Points From First	Points From Previous	February 24 PHILLIP ISLAND	March 17 BURIRAM	April 7 ARAGON	April 14 ASSEN	May 12 IMOLA	June 9 JEREZ	June 23 MISANO	July 7 DONINGTON PARK	September 8 PORTIMAO	September 24 MAGNY COURS	October 13 VILLICUM	October 26 LOSAIL			
1 KRUMMENACHER Randy (SUI)	1			1														

24/02/2019

These data/results cannot be reproduced, stored and/or transmitted in whole or in part by any manner of electronic, mechanical, photocopying, recording, broadcasting or otherwise now known or herein after developed without the previous express consent by the copyright owner, except for reproduction in daily press and regular printed publications on sale to the public within 60 days of the event related to those data/results and always provided that copyright symbol appears together as follows below.

© DORNA WSBK ORGANIZATION Srl 2019

FKR PERUGIA TIMING



Official Tyre Supplier



Official Timekeeper