

Phillip Island 4.445 m

Yamaha Finance Australian Round, 22-24 February 2019

World Supersport - Biographical Entry List

No.	Rider (Abbreviation)	Nat	Bike	Wins	Podiums	Pole	Races	Tyres
Age	Date of Birth	Place of Birth	Team	2019	2019	2019	2019	
1	DE ROSA Raffaele (DeR) 31 25/03/1987 Napoli	ITA	MV Agusta F3 675 MV AGUSTA Reparto Corse		6		40	Pirelli
2	HERRERA Maria (Her) 22 26/08/1996 Toledo	ESP	Yamaha YZF R6 MS Racing					Pirelli
3*	TOPARIS Tom (Top) 18 17/05/2000 Goulburn	AUS	Yamaha YZF R6 Landbridge Transport Yamaha				1	Pirelli
4	CALERO Nacho (Cal) 27 05/07/1991 Valencia	ESP	Kawasaki ZX-6R Orelac Racing VerdNatura				69	Pirelli
5	COPPOLA Alfonso (Cop) 21 15/09/1997 Scafati	ITA	Honda CBR600RR GEMAR - Ciociaria Corse WorldSSP Team				8	Pirelli
6	CLUZEL Jules (Clu) 30 12/10/1988 Montlucon	FRA	Yamaha YZF R6 GMT94 YAMAHA	17	40	20	69	Pirelli
7	KRUMMENACHER Randy (Kru) 28 24/02/1990 Zurich	SUI	Yamaha YZF R6 BARDAHL Evan Bros. WorldSSP Team	2	6	1	24	Pirelli
8	FULIGNI Federico (Ful) 23 01/06/1995 Bologna	ITA	MV Agusta F3 675 MV AGUSTA Reparto Corse					Pirelli
9	VAN STRAALLEN Glenn (van) 18 30/09/2000 Hoogkarspel	NED	Kawasaki ZX-6R EAB Racing Team				2	Pirelli
10	VINALES Isaac (Vin) 25 06/11/1993 Llansá	ESP	Yamaha YZF R6 Kallio Racing					Pirelli
11	GRADINGER Thomas (Gra) 22 11/08/1996 St. Marienkirchen	AUT	Yamaha YZF R6 Kallio Racing				13	Pirelli
12	SOOMER Hannes (Soo) 21 17/02/1998 Tallinn	EST	Honda CBR600RR MPM WILSport Racedays				25	Pirelli
13	MAHIAS Lucas (Mah) 29 14/04/1989 Mont de Marsan	FRA	Kawasaki ZX-6R Kawasaki Puccetti Racing	5	15	7	35	Pirelli
14	HARTOG Rob (Har) 26 26/03/1992 Abbekerk	NED	Kawasaki ZX-6R Team Hartog - Against Cancer				17	Pirelli
15	SEBESTYEN Peter (Seb) 24 16/05/1994 Budapest	HUN	Honda CBR600RR CIA Landlord Insurance Honda				17	Pirelli
16	RUII Gabriele (Rui) 18 16/05/2000 Rome	ITA	Honda CBR600RR GEMAR - Ciociaria Corse WorldSSP Team					Pirelli
17	CARICASULO Federico (Car) 22 06/04/1996 Ravenna	ITA	Yamaha YZF R6 BARDAHL Evan Bros. WorldSSP Team	3	11	4	36	Pirelli
18	VAN SIKKELERUS Jaimie (vSk) 21 25/05/1997 Curacao	NED	Honda CBR600RR MPM WILSport Racedays				22	Pirelli
19	OKUBO Hikari (Oku) 25 11/08/1993 Kodaira	JPN	Kawasaki ZX-6R Kawasaki Puccetti Racing				35	Pirelli
20	BARBERA Hector (Bar) 32 02/11/1986 Dos Aguas	ESP	Yamaha YZF R6 Team Toth by Willirace				4	Pirelli
21	CRESSON Loris (Cre) 20 14/08/1998 Braine L'Alleud	BEL	Yamaha YZF R6 Kallio Racing				18	Pirelli
22	BADOVINI Ayrton (Bad) 32 31/05/1986 Biella	ITA	Kawasaki ZX-6R Team Pedercini Racing	1	2		21	Pirelli
23	PEROLARI Corentin (Per) 20 13/04/1998 Bagnols-sur-Cèze	FRA	Yamaha YZF R6 GMT94 YAMAHA				7	Pirelli
24	DANILO Jules (Dan) 23 18/05/1995 Milano	FRA	Honda CBR600RR CIA Landlord Insurance Honda					Pirelli

22/02/2019

* = Wild Card

** = One Event

These data/results cannot be reproduced, stored and/or transmitted in whole or in part by any manner of electronic, mechanical, photocopying, recording, broadcasting or otherwise now known or herein after developed without the previous express consent by the copyright owner, except for reproduction in daily press and regular printed publications on sale to the public within 60 days of the event related to those data/results and always provided that copyright symbol appears together as follows below.

© DORNA WSBK ORGANIZATION Srl 2019

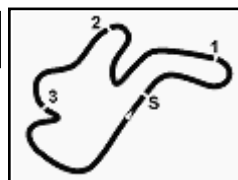
FICR PERUGIA TIMING



Official Tyre Supplier



Official Timekeeper



Yamaha Finance Australian Round, 22-24 February 2019

World Supersport - Results Free Practice 1st Session

No.	Rider	Nat	Team	Bike	Time	Gap	Rel.	Laps	Speed	
									Avg	Max
1	21 R. KRUMMENACHER	SUI	BARDAHL Evan Bros. WorldSSP Team	Yamaha YZF R6	1'32.777			17	172,478	269,3
2	36 T. GRADINGER	AUT	Kallio Racing	Yamaha YZF R6	1'33.150	0.373	0.373	20	171,787	272,0
3	64 F. CARICASULO	ITA	BARDAHL Evan Bros. WorldSSP Team	Yamaha YZF R6	1'33.166	0.389	0.016	18	171,758	268,0
4	3 R. DE ROSA	ITA	MV AGUSTA Reparto Corse	MV Agusta F3 675	1'33.257	0.480	0.091	21	171,590	272,7
5	16 J. CLUZEL	FRA	GMT94 YAMAHA	Yamaha YZF R6	1'33.473	0.696	0.216	19	171,194	271,4
6	44 L. MAHIAS	FRA	Kawasaki Puccetti Racing	Kawasaki ZX-6R	1'33.521	0.744	0.048	19	171,106	271,4
7	78 H. OKUBO	JPN	Kawasaki Puccetti Racing	Kawasaki ZX-6R	1'33.631	0.854	0.110	22	170,905	272,7
8	80 H. BARBERA	ESP	Team Toth by Willirace	Yamaha YZF R6	1'33.809	1.032	0.178	18	170,581	266,0
9	94 C. PEROLARI	FRA	GMT94 YAMAHA	Yamaha YZF R6	1'33.885	1.108	0.076	19	170,443	266,0
10	32 I. VINALES	ESP	Kallio Racing	Yamaha YZF R6	1'34.218	1.441	0.333	19	169,840	269,3
11	38 H. SOOMER	EST	MPM WILSport Racedays	Honda CBR600RR	1'34.459	1.682	0.241	21	169,407	263,4
12	56 P. SEBESTYEN	HUN	CIA Landlord Insurance Honda	Honda CBR600RR	1'34.547	1.770	0.088	20	169,249	268,0
13	22 F. FULIGNI	ITA	MV AGUSTA Reparto Corse	MV Agusta F3 675	1'34.630	1.853	0.083	18	169,101	268,0
14	7 T. TOPARIS	AUS	Landbridge Transport Yamaha	Yamaha YZF R6	1'34.658	1.881	0.028	17	169,051	259,6
15	84 L. CRESSON	BEL	Kallio Racing	Yamaha YZF R6	1'34.754	1.977	0.096	17	168,879	274,1
16	6 M. HERRERA	ESP	MS Racing	Yamaha YZF R6	1'34.850	2.073	0.096	23	168,708	268,7
17	95 J. DANILO	FRA	CIA Landlord Insurance Honda	Honda CBR600RR	1'34.924	2.147	0.074	15	168,577	265,4
18	74 J. VAN SIKKELERUS	NED	MPM WILSport Racedays	Honda CBR600RR	1'34.937	2.160	0.013	22	168,554	262,8
19	15 A. COPPOLA	ITA	GEMAR - Ciociaria Corse WorldSSP Team	Honda CBR600RR	1'35.076	2.299	0.139	17	168,307	268,7
20	86 A. BADOVINI	ITA	Team Pedercini Racing	Kawasaki ZX-6R	1'35.159	2.382	0.083	15	168,161	262,8
21	10 N. CALERO	ESP	Orelac Racing VerdNatura	Kawasaki ZX-6R	1'35.183	2.406	0.024	19	168,118	265,4
22	61 G. RUIU	ITA	GEMAR - Ciociaria Corse WorldSSP Team	Honda CBR600RR	1'35.232	2.455	0.049	15	168,032	266,0
23	47 R. HARTOG	NED	Team Hartog - Against Cancer	Kawasaki ZX-6R	1'35.276	2.499	0.044	18	167,954	262,8
24	30 G. VAN STRAALEN	NED	EAB Racing Team	Kawasaki ZX-6R	1'35.362	2.585	0.086	22	167,803	264,7

Qualifying Lap Time (107% of 1'32.777): **1'39.272**

AIR	Humidity:	62%	Temp:	19°C
TRACK	Condition:	Dry	Temp:	28°C

Records	Pole	(QP2)	2013	S.Lowes	1'32.545	172,910	Km/h
	Race	(RC)	2018	S.Cortese	1'33.072	171,930	Km/h
	All Times	(QP1)	2013	S.Lowes	1'32.545	172,910	Km/h

Start
22/02/2019 11:30

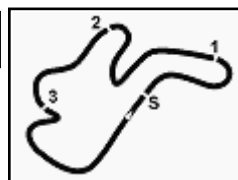
End
12:26

The results are provisional until the end of the time limit for protests and appeals and the completion of the technical checks.

These data/results cannot be reproduced, stored and/or transmitted in whole or in part by any manner of electronic, mechanical, photocopying, recording, broadcasting or otherwise now known or herein after developed without the previous express consent by the copyright owner, except for reproduction in daily press and regular printed publications on sale to the public within 60 days of the event related to those data/results and always provided that copyright symbol appears together as follows below.

© DORNA WSBK ORGANIZATION Srl 2019





Yamaha Finance Australian Round, 22-24 February 2019

World Supersport - Results Free Practice 1st Session

Session Highlights

Local Time	No. Rider	Description
11.30.00		Start
11.35.21		WorldSSP Pit Intervention Time: 1min 18secs
11.36.14	30 G. VAN STRAALEN	On Asphalt - Re-Joined - Turn 4
11.41.10	36 T. GRADINGER	On the Gravel - Re-Joined - Turn 2
11.52.17		RED FLAG
12.01.40		RED FLAG
12.15.41	80 H. BARBERA	On Asphalt - Re-Joined - Turn 4
12.18.14	84 L. CRESSON	Crashed - Turn 10
12.20.03	22 F. FULIGNI	On Asphalt - Re-Joined - Turn 4
12.21.31	15 A. COPPOLA	On Asphalt - Re-Joined - Turn 4
12.21.39	16 J. CLUZEL	On Asphalt - Re-Joined - Turn 4
12.23.02	47 R. HARTOG	On Asphalt - Re-Joined - Turn 4
12.26.46		End Of Session

Fastest Laps Sequence

No.	Rider	Nat	Team	Bike	Local Time	Time	Gap	Avg
64	F. CARICASULO	ITA	BARDAHL Evan Bros. WorldSSP Team	Yamaha YZF R6	11:33'26.254	1'34.735		168,913
21	R. KRUMMENACHER	SUI	BARDAHL Evan Bros. WorldSSP Team	Yamaha YZF R6	11:33'32.909	1'33.937	-0.798	170,348
64	F. CARICASULO	ITA	BARDAHL Evan Bros. WorldSSP Team	Yamaha YZF R6	11:36'34.203	1'33.747	-0.190	170,693
21	R. KRUMMENACHER	SUI	BARDAHL Evan Bros. WorldSSP Team	Yamaha YZF R6	11:36'40.704	1'33.509	-0.238	171,128
21	R. KRUMMENACHER	SUI	BARDAHL Evan Bros. WorldSSP Team	Yamaha YZF R6	12:09'55.462	1'33.424	-0.085	171,284
64	F. CARICASULO	ITA	BARDAHL Evan Bros. WorldSSP Team	Yamaha YZF R6	12:17'09.785	1'33.166	-0.258	171,758
21	R. KRUMMENACHER	SUI	BARDAHL Evan Bros. WorldSSP Team	Yamaha YZF R6	12:19'31.956	1'32.777	-0.389	172,478

Start 11:30 End 12:26 The results are provisional until the end of the time limit for protests and appeals and the completion of the technical checks.

These data/results cannot be reproduced, stored and/or transmitted in whole or in part by any manner of electronic, mechanical, photocopying, recording, broadcasting or otherwise now known or herein after developed without the previous express consent by the copyright owner, except for reproduction in daily press and regular printed publications on sale to the public within 60 days of the event related to those data/results and always provided that copyright symbol appears together as follows below.

© DORNA WSBK ORGANIZATION Srl 2019

Yamaha Finance Australian Round, 22-24 February 2019

World Supersport - Best Sectors & Speed Free Practice 1st Session

BEST LAP		
1	21 R. KRUMMENACHER	Yamaha YZF R6 1'32.777
2	36 T. GRADINGER	Yamaha YZF R6 1'33.150
3	64 F. CARICASULO	Yamaha YZF R6 1'33.166
4	3 R. DE ROSA	MV Agusta F3 675 1'33.257
5	16 J. CLUZEL	Yamaha YZF R6 1'33.473
6	44 L. MAHIAS	Kawasaki ZX-6R 1'33.521
7	78 H. OKUBO	Kawasaki ZX-6R 1'33.631
8	80 H. BARBERA	Yamaha YZF R6 1'33.809
9	94 C. PEROLARI	Yamaha YZF R6 1'33.885
10	32 I. VINALES	Yamaha YZF R6 1'34.218
11	38 H. SOOMER	Honda CBR600RR 1'34.459
12	56 P. SEBESTYEN	Honda CBR600RR 1'34.547
13	22 F. FULIGNI	MV Agusta F3 675 1'34.630
14	7 T. TOPARIS	Yamaha YZF R6 1'34.658
15	84 L. CRESSON	Yamaha YZF R6 1'34.754
16	6 M. HERRERA	Yamaha YZF R6 1'34.850
17	95 J. DANILO	Honda CBR600RR 1'34.924
18	74 J. VAN SIKKELERUS	Honda CBR600RR 1'34.937
19	15 A. COPPOLA	Honda CBR600RR 1'35.076
20	86 A. BADOVINI	Kawasaki ZX-6R 1'35.159
21	10 N. CALERO	Kawasaki ZX-6R 1'35.183
22	61 G. RUIU	Honda CBR600RR 1'35.232
23	47 R. HARTOG	Kawasaki ZX-6R 1'35.276
24	30 G. VAN STRAALEN	Kawasaki ZX-6R 1'35.362

SPEED		
1	84 L. CRESSON	Yamaha YZF R6 274,1
2	78 H. OKUBO	Kawasaki ZX-6R 272,7
3	3 R. DE ROSA	MV Agusta F3 675 272,7
4	36 T. GRADINGER	Yamaha YZF R6 272,0
5	16 J. CLUZEL	Yamaha YZF R6 271,4
6	44 L. MAHIAS	Kawasaki ZX-6R 271,4
7	21 R. KRUMMENACHER	Yamaha YZF R6 269,3
8	32 I. VINALES	Yamaha YZF R6 269,3
9	15 A. COPPOLA	Honda CBR600RR 268,7
10	6 M. HERRERA	Yamaha YZF R6 268,7
11	22 F. FULIGNI	MV Agusta F3 675 268,0
12	56 P. SEBESTYEN	Honda CBR600RR 268,0
13	64 F. CARICASULO	Yamaha YZF R6 268,0
14	94 C. PEROLARI	Yamaha YZF R6 266,0
15	80 H. BARBERA	Yamaha YZF R6 266,0
16	61 G. RUIU	Honda CBR600RR 266,0
17	95 J. DANILO	Honda CBR600RR 265,4
18	10 N. CALERO	Kawasaki ZX-6R 265,4
19	30 G. VAN STRAALEN	Kawasaki ZX-6R 264,7
20	38 H. SOOMER	Honda CBR600RR 263,4
21	86 A. BADOVINI	Kawasaki ZX-6R 262,8
22	74 J. VAN SIKKELERUS	Honda CBR600RR 262,8
23	47 R. HARTOG	Kawasaki ZX-6R 262,8
24	7 T. TOPARIS	Yamaha YZF R6 259,6

SEG. 1		
1	36 T. GRADINGER	22.286
2	21 R. KRUMMENACHER	22.305
3	3 R. DE ROSA	22.329
4	44 L. MAHIAS	22.364
5	16 J. CLUZEL	22.433
6	94 C. PEROLARI	22.439
7	78 H. OKUBO	22.441
8	64 F. CARICASULO	22.504
9	80 H. BARBERA	22.601
10	56 P. SEBESTYEN	22.612
11	84 L. CRESSON	22.643
12	6 M. HERRERA	22.670
13	32 I. VINALES	22.686
14	74 J. VAN SIKKELERUS	22.688
15	38 H. SOOMER	22.697
16	15 A. COPPOLA	22.702
17	61 G. RUIU	22.735
18	7 T. TOPARIS	22.746
19	22 F. FULIGNI	22.752
20	10 N. CALERO	22.758
21	95 J. DANILO	22.824
22	30 G. VAN STRAALEN	22.831
23	86 A. BADOVINI	22.863
24	47 R. HARTOG	22.905

SEG. 2		
1	64 F. CARICASULO	26.833
2	21 R. KRUMMENACHER	26.895
3	3 R. DE ROSA	26.922
4	16 J. CLUZEL	26.969
5	32 I. VINALES	26.985
6	36 T. GRADINGER	27.021
7	44 L. MAHIAS	27.082
8	94 C. PEROLARI	27.104
9	38 H. SOOMER	27.157
10	78 H. OKUBO	27.165
11	80 H. BARBERA	27.165
12	7 T. TOPARIS	27.223
13	56 P. SEBESTYEN	27.353
14	95 J. DANILO	27.396
15	22 F. FULIGNI	27.402
16	47 R. HARTOG	27.405
17	74 J. VAN SIKKELERUS	27.437
18	6 M. HERRERA	27.460
19	84 L. CRESSON	27.481
20	10 N. CALERO	27.503
21	86 A. BADOVINI	27.544
22	30 G. VAN STRAALEN	27.616
23	15 A. COPPOLA	27.719
24	61 G. RUIU	27.720

SEG. 3		
1	21 R. KRUMMENACHER	17.508
2	36 T. GRADINGER	17.659
3	64 F. CARICASULO	17.688
4	3 R. DE ROSA	17.740
5	16 J. CLUZEL	17.750
6	44 L. MAHIAS	17.783
7	80 H. BARBERA	17.808
8	78 H. OKUBO	17.838
9	94 C. PEROLARI	17.847
10	38 H. SOOMER	17.919
11	84 L. CRESSON	17.924
12	32 I. VINALES	17.925
13	86 A. BADOVINI	17.940
14	56 P. SEBESTYEN	17.953
15	74 J. VAN SIKKELERUS	17.987
16	95 J. DANILO	17.995
17	22 F. FULIGNI	18.019
18	7 T. TOPARIS	18.022
19	30 G. VAN STRAALEN	18.043
20	61 G. RUIU	18.044
21	15 A. COPPOLA	18.084
22	6 M. HERRERA	18.128
23	10 N. CALERO	18.138
24	47 R. HARTOG	18.155

SEG. 4		
1	21 R. KRUMMENACHER	26.069
2	36 T. GRADINGER	26.093
3	64 F. CARICASULO	26.141
4	3 R. DE ROSA	26.185
5	78 H. OKUBO	26.187
6	16 J. CLUZEL	26.227
7	80 H. BARBERA	26.230
8	84 L. CRESSON	26.261
9	44 L. MAHIAS	26.283
10	22 F. FULIGNI	26.381
11	94 C. PEROLARI	26.429
12	38 H. SOOMER	26.432
13	6 M. HERRERA	26.450
14	32 I. VINALES	26.466
15	74 J. VAN SIKKELERUS	26.510
16	15 A. COPPOLA	26.517
17	56 P. SEBESTYEN	26.524
18	95 J. DANILO	26.551
19	7 T. TOPARIS	26.626
20	47 R. HARTOG	26.653
21	61 G. RUIU	26.662
22	86 A. BADOVINI	26.663
23	30 G. VAN STRAALEN	26.772
24	10 N. CALERO	26.784

22/02/2019

These data/results cannot be reproduced, stored and/or transmitted in whole or in part by any manner of electronic, mechanical, photocopying, recording, broadcasting or otherwise now known or herein after developed without the previous express consent by the copyright owner, except for reproduction in daily press and regular printed publications on sale to the public within 60 days of the event related to those data/results and always provided that copyright symbol appears together as follows below.

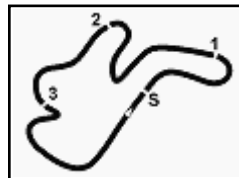
© DORNA WSBK ORGANIZATION Srl 2019

FICR PERUGIA TIMING


Official Tyre Supplier



Official Timekeeper



Phillip Island 4.445 m

Yamaha Finance Australian Round, 22-24 February 2019

World Supersport - Ideal Times Free Practice 1st Session

No.	Rider	Nat	Bike	Seg. 1	Seg. 2	Seg. 3	Seg. 4	Ideal Time		
				Diff. 1	Diff. 2	Diff. 3	Diff. 4	Best Lap	Pos.	Diff.
1	21 R. KRUMMENACHER	SUI	Yamaha YZF R6	22.305	26.895	17.508	26.069	1'32.777		
								1'32.777	1	
2	36 T. GRADINGER	AUT	Yamaha YZF R6	22.286 +0.091	27.021	17.659	26.093	1'33.059		
								1'33.150	2	0.091
3	64 F. CARICASULO	ITA	Yamaha YZF R6	22.504	26.833	17.688	26.141	1'33.166		
								1'33.166	3	
4	3 R. DE ROSA	ITA	MV Agusta F3 675	22.329 +0.081	26.922	17.740	26.185	1'33.176		
								1'33.257	4	0.081
5	16 J. CLUZEL	FRA	Yamaha YZF R6	22.433 +0.045	26.969	17.750 +0.021	26.227 +0.028	1'33.379		
								1'33.473	5	0.094
6	44 L. MAHIAS	FRA	Kawasaki ZX-6R	22.364	27.082	17.783 +0.003	26.283 +0.006	1'33.512		
								1'33.521	6	0.009
7	78 H. OKUBO	JPN	Kawasaki ZX-6R	22.441	27.165	17.838	26.187	1'33.631		
								1'33.631	7	
8	80 H. BARBERA	ESP	Yamaha YZF R6	22.601	27.165	17.808	26.230 +0.005	1'33.804		
								1'33.809	8	0.005
9	94 C. PEROLARI	FRA	Yamaha YZF R6	22.439	27.104	17.847	26.429 +0.066	1'33.819		
								1'33.885	9	0.066
10	32 I. VINALES	ESP	Yamaha YZF R6	22.686	26.985	17.925 +0.081	26.466 +0.075	1'34.062		
								1'34.218	10	0.156
11	38 H. SOOMER	EST	Honda CBR600RR	22.697 +0.045	27.157 +0.054	17.919 +0.058	26.432 +0.097	1'34.205		
								1'34.459	11	0.254
12	84 L. CRESSON	BEL	Yamaha YZF R6	22.643	27.481	17.924 +0.088	26.261 +0.357	1'34.309		
								1'34.754	15	0.445
13	56 P. SEBESTYEN	HUN	Honda CBR600RR	22.612 +0.086	27.353 +0.019	17.953	26.524	1'34.442		
								1'34.547	12	0.105
14	22 F. FULIGNI	ITA	MV Agusta F3 675	22.752	27.402	18.019 +0.015	26.381 +0.061	1'34.554		
								1'34.630	13	0.076
15	7 T. TOPARIS	AUS	Yamaha YZF R6	22.746 +0.041	27.223	18.022	26.626	1'34.617		
								1'34.658	14	0.041
16	74 J. VAN SIKKELERUS	NED	Honda CBR600RR	22.688 +0.109	27.437 +0.170	17.987 +0.036	26.510	1'34.622		
								1'34.937	18	0.315
17	6 M. HERRERA	ESP	Yamaha YZF R6	22.670 +0.022	27.460	18.128 +0.041	26.450 +0.079	1'34.708		
								1'34.850	16	0.142
18	95 J. DANILO	FRA	Honda CBR600RR	22.824 +0.054	27.396	17.995 +0.060	26.551 +0.044	1'34.766		
								1'34.924	17	0.158
19	86 A. BADOVINI	ITA	Kawasaki ZX-6R	22.863	27.544 +0.044	17.940	26.663 +0.105	1'35.010		
								1'35.159	20	0.149
20	15 A. COPPOLA	ITA	Honda CBR600RR	22.702	27.719 +0.033	18.084 +0.021	26.517	1'35.022		
								1'35.076	19	0.054
21	47 R. HARTOG	NED	Kawasaki ZX-6R	22.905 +0.053	27.405	18.155 +0.063	26.653 +0.042	1'35.118		
								1'35.276	23	0.158
22	61 G. RUIU	ITA	Honda CBR600RR	22.735	27.720	18.044	26.662 +0.071	1'35.161		
								1'35.232	22	0.071
23	10 N. CALERO	ESP	Kawasaki ZX-6R	22.758	27.503	18.138	26.784	1'35.183		
								1'35.183	21	
24	30 G. VAN STRAALLEN	NED	Kawasaki ZX-6R	22.831 +0.084	27.616	18.043	26.772 +0.016	1'35.262		
								1'35.362	24	0.100
Overall Ideal Time				22.286	26.833	17.508	26.069	1'32.696		

22/02/2019

These data/results cannot be reproduced, stored and/or transmitted in whole or in part by any manner of electronic, mechanical, photocopying, recording, broadcasting or otherwise now known or herein after developed without the previous express consent by the copyright owner, except for reproduction in daily press and regular printed publications on sale to the public within 60 days of the event related to those data/results and always provided that copyright symbol appears together as follows below.

© DORNA WSBK ORGANIZATION Srl 2019

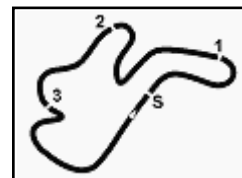
FICR PERUGIA TIMING



Official Tyre Supplier



Official Timekeeper



Phillip Island 4.445 m

1 / 5

1° 21 R. KRUMMENACHER (1'32.777)

Lap	Seg.1	Seg.2	Seg.3	Seg.4	Lap Time	km/h	Local Time
1							11:30'05.549
2	36.932	28.403	18.802	29.286	1'53.423P		11:31'58.972
3	22.620	27.256	17.705	26.356	1'33.937	266,7	11:33'32.909
4	22.532	26.975	17.606	27.173	1'34.286	266,0	11:35'07.195
5	22.481	27.091	17.668	26.269	1'33.509	267,3	11:36'40.704
6	22.816	29.591	18.359	10'01.268	11'12.034P	269,3	11:47'52.738
7	38.726	28.402	18.442	29.216	1'54.786P		11:49'47.524
8	22.450	27.159	17.706	26.358	1'33.673	267,3	11:51'21.197
9	22.467	27.019	18.036	14'03.260	15'10.782P	266,0	12:06'31.979
10	33.804	28.068	18.011	30.176	1'50.059P		12:08'22.038
11	22.331	27.089	17.722	26.282	1'33.424	268,7	12:09'55.462
12	25.865	30.741	18.492	4'58.326	6'13.424P	267,3	12:16'08.886
13	37.705	28.342	17.843	26.403	1'50.293P		12:17'59.179
14	22.305	26.895	17.508	26.069	1'32.777	265,4	12:19'31.956
15	22.352	26.904	17.743	28.644	1'35.643	267,3	12:21'07.599
16	22.649	27.319	17.801	26.444	1'34.213	266,0	12:22'41.812
17	22.585	27.264	17.954	26.533	1'34.336	266,0	12:24'16.148
18	22.582	27.029	17.822	26.371	1'33.804	265,4	12:25'49.952

17	22.504	26.955	17.938	26.260	1'33.657	266,7	12:21'51.103
18	22.622	27.114	17.940	26.328	1'34.004	267,3	12:23'25.107
19	24.663	34.242	18.560	33.762	1'51.227	266,0	12:25'16.334

4° 3 R. DE ROSA (1'33.257)

Lap	Seg.1	Seg.2	Seg.3	Seg.4	Lap Time	km/h	Local Time
1							11:31'05.918
2	36.710	30.194	19.189	27.770	1'53.863P		11:32'59.781
3	23.149	27.451	18.306	28.525	1'37.431	261,5	11:34'37.212
4	22.900	27.249	17.982	26.415	1'34.546	264,1	11:36'11.758
5	22.712	27.215	17.973	26.542	1'34.442	263,4	11:37'46.200
6	22.594	27.289	17.939	26.499	1'34.321	267,3	11:39'20.521
7	22.613	27.106	17.910	26.470	1'34.099	265,4	11:40'54.620
8	22.775	27.332	18.141	16'00.827	17'09.075P	263,4	11:58'03.695
9	35.548	28.589	17.951	26.938	1'49.026P		11:59'52.721
10	22.640	27.113	17.965	26.499	1'34.217	263,4	12:01'26.938
11	23.191	32.973	20.871	4'07.257	5'24.292P	264,7	12:06'51.230
12	34.446	28.573	18.162	27.363	1'48.544P		12:08'39.774
13	22.637	27.186	17.872	26.482	1'34.177	265,4	12:10'13.951
14	22.451	27.136	17.974	26.478	1'34.039	267,3	12:11'47.990
15	22.526	27.320	17.935	26.563	1'34.344	268,0	12:13'22.334
16	22.845	27.791	18.162	1'26.284	2'35.082P	264,7	12:15'57.416
17	37.485	28.870	18.068	26.422	1'50.845P		12:17'48.261
18	22.329	26.955	17.806	26.231	1'33.321	264,7	12:19'21.582
19	22.345	27.023	17.907	26.380	1'33.655	265,4	12:20'55.237
20	22.471	27.159	17.888	26.267	1'33.785	266,7	12:22'29.022
21	22.410	26.922	17.740	26.185	1'33.257	266,0	12:24'02.279
22	22.623	27.110	17.881	26.434	1'34.048	272,7	12:25'36.327

2° 36 T. GRADINGER (1'33.150)

Lap	Seg.1	Seg.2	Seg.3	Seg.4	Lap Time	km/h	Local Time
1							11:30'12.975
2	38.426	30.920	20.051	1'40.917	3'10.314P		11:33'23.289
3	38.298	29.582	19.238	28.538	1'55.656P		11:35'18.945
4	24.537	29.029	19.048	28.451	1'41.065	231,8	11:37'00.010
5	23.426	28.511	18.418	27.149	1'37.504	255,9	11:38'37.514
6	22.903	27.635	18.091	26.593	1'35.222	262,8	11:40'12.736
7	44.035	31.977	18.533	27.163	2'01.708	265,4	11:42'14.444
8	22.889	27.334	17.907	26.447	1'34.577	263,4	11:43'49.021
9	22.881	27.383	17.912	26.598	1'34.774	264,1	11:45'23.795
10	22.886	27.269	17.956	11'46.207	12'54.318P	262,1	11:58'18.113
11	40.408	27.514	17.909	26.338	1'52.169P		12:00'10.282
12	22.588	27.128	17.822	26.202	1'33.740C	266,7	12:01'44.022
13	25.751	31.037	19.368	3'25.253	4'41.409P	266,7	12:06'25.431
14	37.139	27.943	17.929	27.091	1'50.102P		12:08'15.533
15	22.594	27.192	17.801	26.317	1'33.904	265,4	12:09'49.437
16	22.636	27.157	17.864	26.490	1'34.147	266,0	12:11'23.584
17	22.668	27.166	18.021	6'02.080	7'09.935P	266,7	12:18'33.519
18	33.745	27.387	17.681	26.279	1'45.092P		12:20'18.611
19	22.286	27.354	17.911	26.260	1'33.811	270,0	12:21'52.422
20	22.377	27.021	17.659	26.093	1'33.150	270,0	12:23'25.572
21	22.530	38.769	18.787	26.886	1'46.972	272,0	12:25'12.544

5° 16 J. CLUZEL (1'33.473)

Lap	Seg.1	Seg.2	Seg.3	Seg.4	Lap Time	km/h	Local Time
1							11:31'12.798
2	34.290	29.713	20.198	27.468	1'51.669P		11:33'04.467
3	22.737	27.452	18.033	26.724	1'34.946	264,7	11:34'39.413
4	22.683	27.340	17.887	26.452	1'34.362	266,0	11:36'13.775
5	22.768	27.322	18.439	27.541	1'36.070	267,3	11:37'49.845
6	22.685	27.243	17.844	26.403	1'34.175	268,0	11:39'24.020
7	23.033	27.841	18.280	9'40.786	10'49.940P	271,4	11:50'13.960
8	35.175	27.933	18.566	27.041	1'48.715P		11:52'02.675
9	23.085	30.394	19.479	5'52.035	7'04.993P	264,7	11:59'07.668
10	45.811	30.524	18.357	27.053	2'01.745P		12:01'09.413
11	22.738	31.274	20.237	5'36.727	6'50.976P	266,0	12:08'00.389
12	38.993	29.647	18.321	30.241	1'57.202P		12:09'57.591
13	22.774	27.793	18.224	31.454	1'40.245	268,7	12:11'37.836
14	22.599	27.236	17.951	26.484	1'34.270	268,7	12:13'12.106
15	22.598	27.320	17.994	2'52.172	4'00.084P	268,0	12:17'12.190
16	41.066	28.461	18.277	26.607	1'54.411P		12:19'06.601
17	22.478	26.969	17.771	26.255	1'33.473	266,7	12:20'40.074
18	22.949	42.159	18.073	26.564	1'49.745	268,7	12:22'29.819
19	22.433	27.022	17.804	26.227	1'33.486	270,0	12:24'03.305
20	22.483	27.247	17.750	26.466	1'33.946	270,0	12:25'37.251

3° 64 F. CARICASULO (1'33.166)

Lap	Seg.1	Seg.2	Seg.3	Seg.4	Lap Time	km/h	Local Time
1							11:30'04.755
2	34.333	27.804	18.106	26.521	1'46.764P		11:31'51.519
3	23.231	27.321	17.969	26.214	1'34.735	266,0	11:33'26.254
4	22.720	27.256	17.989	26.237	1'34.202	266,0	11:35'00.456
5	22.727	27.031	17.773	26.216	1'33.747	266,7	11:36'34.203
6	22.691	26.902	17.775	26.310	1'33.678	266,7	11:38'07.881
7	22.559	27.207	17.831	26.383	1'33.980	268,0	11:39'41.861
8	22.650	27.028	17.831	26.373	1'33.882	266,7	11:41'15.743
9	24.574	28.592	19.162	15'53.038	17'05.366P	254,7	11:58'21.109
10	36.624	27.388	18.009	26.591	1'48.612P		12:00'09.721
11	22.626	26.966	17.817	26.233	1'33.642C	266,0	12:01'43.363
12	24.831	30.400	20.593	10'51.774	12'07.598P	266,7	12:13'50.961
13	34.410	27.181	17.891	26.176	1'45.658P		12:15'36.619
14	22.504	26.833	17.688	26.141	1'33.166	266,7	12:17'09.785
15	22.504	26.897	17.777	26.418	1'33.596	267,3	12:18'43.381
16	22.684	26.985	17.821	26.575	1'34.065	266,7	12:20'17.446

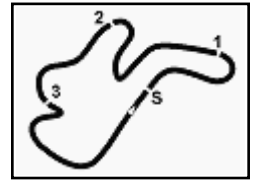
6° 44 L. MAHIAS (1'33.521)

Lap	Seg.1	Seg.2	Seg.3	Seg.4	Lap Time	km/h	Local Time
1							11:32'06.538
2	34.423	28.451	18.466	30.944	1'52.284P		11:33'58.822
3	22.853	27.532	18.062	27.073	1'35.520	264,1	11:35'34.342
4	22.715	27.641	17.926	26.496	1'34.778	263,4	11:37'09.120
5	22.796	27.491	17.881	26.726	1'34.894	261,5	11:38'44.014
6	24.959	28.662	18.331	6'29.687	7'41.639P	258,4	11:46'25.653
7	39.299	31.541	18.102	26.584	1'55.526P		11:48'21.179
8	22.784	27.351	17.898	26.527	1'34.560	260,2	11:49'55.739
9	22.740	27.549	53.448	29.158	2'12.895	262,8	11:52'08.634

22/02/2019 P = Pits In/Out - C = Lap Time Cancelled

These data/results cannot be reproduced, stored and/or transmitted in whole or in part by any manner of electronic, mechanical, photocopying, recording, broadcasting or otherwise now known or herein after developed without the previous express consent by the copyright owner, except for reproduction in daily press and regular printed publications on sale to the public within 60 days of the event related to those data/results and always provided that copyright symbol appears together as follows below.

© DORNA WSBK ORGANIZATION Srl 2019



Yamaha Finance Australian Round, 22-24 February 2019

World Supersport - Chronological Analysis Free Practice 1st Session

Phillip Island 4.445 m

2 / 5

10	23.925	33.069	20.334	7'57.548	9'14.876P	262,8	12:01'23.510	2	48.220	29.665	18.449	26.894	2'03.228P		11:32'24.043
11	38.938	28.683	17.996	4'10.429	5'36.046P		12:06'59.556	3	22.787	27.451	18.980	2'31.704	3'40.922P	263,4	11:36'04.965
12	34.477	28.029	17.980	26.592	1'47.078P		12:08'46.634	4	34.956	29.081	18.412	26.805	1'49.254P		11:37'54.219
13	22.588	27.247	17.890	26.429	1'34.154	263,4	12:10'20.788	5	22.662	27.189	17.890	26.488	1'34.229	264,1	11:39'28.448
14	22.658	27.390	17.935	26.590	1'34.573	263,4	12:11'55.361	6	22.675	30.380	18.240	26.725	1'38.020	264,1	11:41'06.468
15	23.600	28.310	18.154	5'25.605	6'35.669P	264,1	12:18'31.030	7	22.565	27.338	18.680	8'11.283	9'19.866P	264,7	11:50'26.334
16	35.557	27.307	17.863	26.283	1'47.010P		12:20'18.040	8	40.343	38.159	18.621	29.245	2'06.368CP		11:52'32.702
17	22.364	27.082	17.786	26.289	1'33.521	271,4	12:21'51.561	9	23.947	28.881	18.791	4'52.608	6'04.227P	259,0	11:58'36.929
18	22.463	27.230	17.783	26.518	1'33.994	266,0	12:23'25.555	10	52.034	33.853	18.238	26.791	2'10.916P		12:00'47.845
19	23.050	27.554	22.427	27.045	1'40.076	265,4	12:25'05.631	11	22.822	29.516	27.250	4'28.180	5'47.768P	261,5	12:06'35.613
20	22.684	27.277	17.802	26.539	1'34.302	260,9	12:26'39.933	12	32.669	27.639	18.025	28.102	1'46.435P		12:08'22.048

7° 78 H. OKUBO (1'33.631)							
Lap	Seg.1	Seg.2	Seg.3	Seg.4	Lap Time	km/h	Local Time
1							11:30'32.076
2	37.135	28.988	18.407	4'05.821	5'30.351P		11:36'02.427
3	36.958	28.781	18.579	28.783	1'53.101P		11:37'55.528
4	22.749	27.417	17.970	26.702	1'34.838	266,7	11:39'30.366
5	22.719	27.535	18.203	26.843	1'35.300	266,0	11:41'05.666
6	22.821	37.338	18.597	2'56.739	4'15.495P	262,8	11:45'21.161
7	35.095	31.639	19.079	32.255	1'58.068P		11:47'19.229
8	22.861	27.618	18.099	26.817	1'35.395	262,8	11:48'54.624
9	22.795	27.720	18.318	26.770	1'35.603	262,1	11:50'30.227
10	22.909	27.529	18.114	26.729	1'35.281	262,8	11:52'05.508
11	23.343	32.434	22.040	7'13.672	8'31.489P	266,0	12:00'36.997
12	35.408	29.148	25.791	4'22.877	5'53.224P		12:06'30.221
13	35.457	28.421	18.084	30.578	1'52.540P		12:08'22.761
14	22.441	27.165	17.838	26.187	1'33.631	268,7	12:09'56.392
15	22.505	27.313	17.856	26.759	1'34.433	272,7	12:11'30.825
16	22.685	27.524	18.123	26.645	1'34.977	266,0	12:13'05.802
17	22.695	27.712	18.171	27.188	1'35.766	264,7	12:14'41.568
18	22.751	27.387	18.062	26.868	1'35.068	262,8	12:16'16.636
19	22.747	27.414	18.080	26.776	1'35.017	262,8	12:17'51.653
20	22.733	27.399	18.059	26.668	1'34.859	264,1	12:19'26.512
21	22.827	27.542	18.108	26.724	1'35.201	266,7	12:21'01.713
22	22.926	27.733	18.192	1'56.025	3'04.876P	266,0	12:24'06.589
23	33.589	27.575	18.143	26.735	1'46.042P		12:25'52.631

10° 32 I. VINALES (1'34.218)							
Lap	Seg.1	Seg.2	Seg.3	Seg.4	Lap Time	km/h	Local Time
1							11:30'31.148
2	41.497	33.935	21.404	1'41.858	3'18.694P		11:33'49.842
3	42.500	32.052	20.255	30.977	2'05.784P		11:35'55.626
4	26.126	30.566	19.542	32.164	1'48.398	203,0	11:37'44.024
5	24.176	28.713	18.629	27.362	1'38.880	242,2	11:39'22.904
6	23.149	27.707	18.224	26.778	1'35.858	258,4	11:40'58.762
7	23.004	27.407	18.161	26.785	1'35.357	260,9	11:42'34.119
8	22.838	27.423	18.094	26.831	1'35.186	262,1	11:44'09.305
9	22.904	27.260	18.147	26.776	1'35.087	262,1	11:45'44.392
10	23.464	28.508	18.802	12'12.630	13'23.404P	262,1	11:59'07.796
11	38.533	28.781	18.596	28.713	1'54.623P		12:01'02.419
12	23.206	27.592	20.141	5'33.101	6'44.040P	260,9	12:07'46.459
13	34.672	27.925	18.277	26.594	1'47.468P		12:09'33.927
14	22.666	26.985	18.006	26.541	1'34.218	261,5	12:11'08.145
15	22.729	27.084	17.963	26.468	1'34.244	264,1	12:12'42.389
16	22.798	29.505	18.642	4'09.023	5'19.968P	263,4	12:18'02.357
17	39.091	33.782	20.756	44.139	2'17.768P		12:20'20.125
18	22.800	27.195	18.017	26.510	1'34.522	262,8	12:21'54.647
19	22.698	27.161	17.925	26.466	1'34.250	266,0	12:23'28.897
20	22.848	32.494	18.702	30.255	1'44.299	269,3	12:25'13.196

8° 80 H. BARBERA (1'33.809)							
Lap	Seg.1	Seg.2	Seg.3	Seg.4	Lap Time	km/h	Local Time
1							11:30'05.414
2	34.144	28.093	18.014	26.445	1'46.696P		11:31'52.110
3	23.241	27.439	17.957	26.230	1'34.867	264,1	11:33'26.977
4	22.645	27.209	17.857	26.309	1'34.020	264,1	11:35'00.997
5	23.728	27.708	17.969	26.407	1'35.812	263,4	11:36'36.809
6	22.642	27.554	17.942	26.367	1'34.505	262,8	11:38'11.314
7	26.069	33.746	18.442	9'31.347	10'49.604P	264,7	11:49'00.918
8	41.914	28.424	18.199	26.777	1'55.314P		11:50'56.232
9	22.997	27.560	18.090	26.527	1'35.174C	264,7	11:52'31.406
10	23.465	28.956	18.346	12'32.788	13'43.555P	264,7	12:06'14.961
11	33.875	27.900	18.181	2'05.209	3'25.165P		12:09'40.126
12	33.750	34.844	18.852	31.539	1'58.985P		12:11'39.111
13	22.601	27.165	17.808	26.235	1'33.809	266,0	12:13'12.920
14	22.659	27.403	18.010	26.563	1'34.635	264,1	12:14'47.555
15	26.488	43.883	24.290	29.421	2'04.082	260,9	12:16'51.637
16	22.846	27.589	18.421	28.146	1'37.002	264,1	12:18'28.639
17	22.803	27.710	18.443	40.325	1'49.281	260,9	12:20'17.920
18	22.813	27.297	17.997	26.362	1'34.469	266,0	12:21'52.389
19	22.871	27.359	18.028	26.477	1'34.735	262,8	12:23'27.124

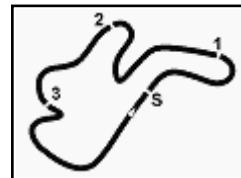
11° 38 H. SOOMER (1'34.459)							
Lap	Seg.1	Seg.2	Seg.3	Seg.4	Lap Time	km/h	Local Time
1							11:30'57.643
2	35.552	28.382	18.345	1'15.275	2'37.554P		11:33'35.197
3	35.346	27.948	18.078	26.528	1'47.900P		11:35'23.097
4	22.730	27.560	18.384	27.027	1'35.701	263,4	11:36'58.798
5	22.935	27.404	17.919	26.954	1'35.212	259,0	11:38'34.010
6	23.064	27.479	18.142	26.650	1'35.335	260,2	11:40'09.345
7	22.977	27.337	18.101	26.550	1'34.965	259,6	11:41'44.310
8	22.922	27.344	18.056	26.805	1'35.127	257,8	11:43'19.437
9	22.938	27.429	18.396	13'57.833	15'06.596P	259,0	11:58'26.033
10	33.748	27.762	18.054	26.643	1'46.207P		12:00'12.240
11	22.779	27.487	18.046	26.761	1'35.073C	261,5	12:01'47.313
12	23.741	30.582	19.165	6'16.065	7'29.553P	260,2	12:09'16.866
13	35.529	27.648	18.074	26.501	1'47.752P		12:11'04.618
14	23.261	27.365	18.025	26.735	1'35.386	260,9	12:12'40.004
15	22.999	27.157	18.008	26.467	1'34.631	258,4	12:14'14.635
16	22.742	27.211	17.977	26.529	1'34.459	259,6	12:15'49.094
17	22.697	27.338	17.982	26.589	1'34.606	259,6	12:17'23.700
18	22.777	27.241	18.076	26.537	1'34.631	258,4	12:18'58.331

9° 94 C. PEROLARI (1'33.885)							
Lap	Seg.1	Seg.2	Seg.3	Seg.4	Lap Time	km/h	Local Time
1							11:30'20.815

22/02/2019 P = Pits In/Out - C = Lap Time Cancelled

These data/results cannot be reproduced, stored and/or transmitted in whole or in part by any manner of electronic, mechanical, photocopying, recording, broadcasting or otherwise now known or herein after developed without the previous express consent by the copyright owner, except for reproduction in daily press and regular printed publications on sale to the public within 60 days of the event related to those data/results and always provided that copyright symbol appears together as follows below.

© DORNA WSBK ORGANIZATION Srl 2019



Yamaha Finance Australian Round, 22-24 February 2019

World Supersport - Chronological Analysis Free Practice 1st Session

Phillip Island 4.445 m

3 / 5

19	23.164	30.979	18.270	27.015	1'39.428	260,2	12:20'37.759	11	36.174	28.737	18.051	26.673	1'49.635P	12:10'32.832	
20	22.889	33.451	22.396	27.250	1'45.986	260,9	12:22'23.745	12	22.787	27.223	18.022	26.626	1'34.658	257,1	12:12'07.490
21	22.901	27.367	18.047	26.432	1'34.747	261,5	12:23'58.492	13	22.746	27.281	18.024	26.635	1'34.686	258,4	12:13'42.176
22	22.706	27.218	18.211	26.544	1'34.679	262,1	12:25'33.171	14	22.796	27.293	18.242	26.700	1'35.031	257,1	12:15'17.207

12° 56 P. SEBESTYEN (1'34.547)

Lap	Seg.1	Seg.2	Seg.3	Seg.4	Lap Time	km/h	Local Time
1							11:30'31.909
2	37.756	29.560	18.914	26.966	1'53.196P		11:32'25.105
3	22.993	27.668	18.271	26.841	1'35.773	265,4	11:34'00.878
4	22.711	27.492	17.957	26.859	1'35.019	266,7	11:35'35.897
5	24.159	32.877	18.213	26.623	1'41.872	266,7	11:37'17.769
6	22.649	27.554	18.006	26.644	1'34.853	266,0	11:38'52.622
7	22.724	28.302	18.554	10'04.860	11'14.440P	267,3	11:50'07.062
8	42.407	28.015	18.394	26.929	1'55.745P		11:52'02.807
9	23.301	30.457	19.397	5'47.687	7'00.842P	268,0	11:59'03.649
10	44.289	31.903	21.154	29.377	2'06.723P		12:01'10.372
11	22.814	47.412	21.373	6'09.234	7'40.833P	264,7	12:08'51.205
12	38.808	28.548	18.340	26.812	1'52.508P		12:10'43.713
13	22.698	27.372	17.953	26.524	1'34.547	262,8	12:12'18.260
14	22.729	27.353	18.041	26.582	1'34.705	264,1	12:13'52.965
15	22.693	27.390	17.981	26.557	1'34.621	264,1	12:15'27.586
16	22.687	27.411	18.006	26.677	1'34.781	263,4	12:17'02.367
17	23.219	49.779	18.105	26.972	1'58.075	261,5	12:19'00.442
18	22.781	36.209	18.174	27.559	1'44.723	263,4	12:20'45.165
19	22.612	27.487	18.019	26.529	1'34.647	266,0	12:22'19.812
20	28.443	27.760	18.090	26.703	1'40.996	268,0	12:24'00.808
21	22.704	27.404	17.966	26.549	1'34.623	264,7	12:25'35.431

15° 84 L. CRESSON (1'34.754)

Lap	Seg.1	Seg.2	Seg.3	Seg.4	Lap Time	km/h	Local Time
1							11:30'38.776
2	36.101	31.821	20.369	1'21.006	2'49.297P		11:33'28.073
3	35.984	30.730	19.380	28.307	1'54.401P		11:35'22.474
4	25.325	29.661	19.119	28.048	1'42.153	216,0	11:37'04.627
5	23.950	29.122	18.919	27.642	1'39.633	236,8	11:38'44.260
6	24.195	33.177	18.558	27.271	1'43.201	245,5	11:40'27.461
7	22.967	27.765	18.351	27.030	1'36.113	264,1	11:42'03.574
8	22.846	27.750	17.946	27.045	1'35.587	263,4	11:43'39.161
9	22.725	27.646	18.059	35.913	1'44.343	264,7	11:45'23.504
10	28.020	28.359	18.196	11'50.627	13'05.202P	185,2	11:58'28.706
11	34.051	28.284	18.244	26.931	1'47.510P		12:00'16.216
12	22.805	27.715	18.024	26.847	1'35.391C	266,0	12:01'51.607
13	23.251	29.786	18.861	5'19.081	6'30.979P	266,7	12:08'22.586
14	40.661	27.791	17.924	26.261	1'52.637P		12:10'15.223
15	23.079	27.828	17.995	26.693	1'35.595	274,1	12:11'50.818
16	22.643	27.481	18.012	26.618	1'34.754	267,3	12:13'25.572
17	22.735	27.776	17.972	26.829	1'35.312	266,7	12:15'00.884
18	27.501	31.758	20.966	29.705	1'49.930	265,4	12:16'50.814

13° 22 F. FULIGNI (1'34.630)

Lap	Seg.1	Seg.2	Seg.3	Seg.4	Lap Time	km/h	Local Time
1							11:30'05.181
2	36.345	29.075	18.813	4'20.752	5'44.985P		11:35'50.166
3	37.093	28.518	18.581	27.849	1'52.041P		11:37'42.207
4	23.205	27.874	18.357	26.681	1'36.117	265,4	11:39'18.324
5	22.982	28.144	18.374	26.766	1'36.266	264,7	11:40'54.590
6	23.243	27.715	18.091	26.662	1'35.711	263,4	11:42'30.301
7	23.021	27.626	18.111	26.620	1'35.378	262,8	11:44'05.679
8	22.866	27.478	18.052	26.531	1'34.927	265,4	11:45'40.606
9	22.990	28.609	18.752	13'35.725	14'46.076P	264,7	12:00'26.682
10	37.167	28.449	18.938	4'41.636	6'06.190P		12:06'32.872
11	40.007	28.327	18.363	26.693	1'53.390P		12:08'26.262
12	22.785	27.510	18.071	26.444	1'34.810	265,4	12:10'01.072
13	22.860	27.539	18.019	26.754	1'35.172	265,4	12:11'36.244
14	24.975	30.032	18.271	4'29.087	5'42.365P	266,0	12:17'18.609
15	40.390	28.377	18.550	26.666	1'53.983P		12:19'12.592
16	23.012	36.386	18.130	26.832	1'44.360	268,0	12:20'56.952
17	22.841	27.624	18.019	26.812	1'35.296	267,3	12:22'32.248
18	22.752	27.402	18.034	26.442	1'34.630	266,7	12:24'06.878
19	22.830	27.463	18.089	26.381	1'34.763	265,4	12:25'41.641

16° 6 M. HERRERA (1'34.850)

Lap	Seg.1	Seg.2	Seg.3	Seg.4	Lap Time	km/h	Local Time
1							11:30'06.480
2	36.209	28.509	18.712	29.676	1'53.106P		11:31'59.586
3	23.051	28.464	18.256	26.711	1'36.482	266,7	11:33'36.068
4	22.917	27.772	18.306	26.602	1'35.597	266,7	11:35'11.665
5	22.929	27.854	18.434	27.529	1'36.746	266,7	11:36'48.411
6	22.940	27.845	18.341	27.024	1'36.150	264,7	11:38'24.561
7	22.925	27.917	18.474	26.823	1'36.139	266,0	11:40'00.700
8	23.317	28.413	18.650	6'08.857	7'19.237P	265,4	11:47'19.937
9	36.566	28.598	18.487	26.974	1'50.625P		11:49'10.562
10	22.943	27.846	18.448	26.711	1'35.948	265,4	11:50'46.510
11	22.917	27.805	18.398	26.727	1'35.847C	266,0	11:52'22.357
12	24.219	29.589	19.472	4'43.554	5'56.834P	264,1	11:58'19.191
13	38.826	36.327	18.429	26.662	2'00.244P		12:00'19.435
14	22.928	27.731	18.307	26.837	1'35.803C	267,3	12:01'55.238
15	23.826	28.775	18.827	7'47.881	8'59.309P	266,0	12:10'54.547
16	37.708	28.250	18.308	26.450	1'50.716P		12:12'45.263
17	22.926	27.589	18.128	27.024	1'35.667	267,3	12:14'20.930
18	22.788	27.560	18.281	26.532	1'35.161	262,8	12:15'56.091
19	22.731	27.601	18.280	26.704	1'35.316	266,7	12:17'31.407
20	25.629	28.794	18.479	26.804	1'39.706	256,5	12:19'11.113
21	22.941	27.606	18.225	26.629	1'35.401	257,8	12:20'46.514
22	22.692	27.460	18.169	26.529	1'34.850	268,7	12:22'21.364
23	22.670	27.611	18.240	26.580	1'35.101	268,0	12:23'56.465
24	22.845	27.633	18.349	26.683	1'35.510	266,7	12:25'31.975

14° 7 T. TOPARIS (1'34.658)

Lap	Seg.1	Seg.2	Seg.3	Seg.4	Lap Time	km/h	Local Time
1							11:32'15.457
2	35.598	28.874	18.621	26.974	1'50.067P		11:34'05.524
3	22.812	27.565	18.420	26.891	1'35.688	259,0	11:35'41.212
4	22.954	27.674	18.190	26.722	1'35.540	258,4	11:37'16.752
5	22.823	27.481	18.152	26.670	1'35.126	259,0	11:38'51.878
6	22.903	30.642	18.903	6'12.620	7'25.068P	259,6	11:46'16.946
7	34.652	28.687	18.262	26.951	1'48.552P		11:48'05.498
8	22.817	27.466	18.110	27.058	1'35.451	256,5	11:49'40.949
9	22.863	27.345	18.126	26.733	1'35.067	257,8	11:51'16.016
10	22.789	27.492	18.224	16'18.676	17'27.181P	257,8	12:08'43.197

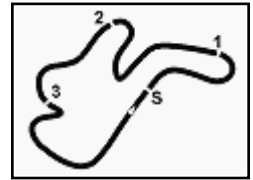
17° 95 J. DANILO (1'34.924)

Lap	Seg.1	Seg.2	Seg.3	Seg.4	Lap Time	km/h	Local Time
1							11:30'23.174
2	44.553	28.764	18.362	26.738	1'58.417P		11:32'21.591
3	23.055	27.833	18.221	28.067	1'37.176	263,4	11:33'58.767
4	23.219	27.589	18.007	26.698	1'35.513	261,5	11:35'34.280

22/02/2019 P = Pits In/Out - C = Lap Time Cancelled

These data/results cannot be reproduced, stored and/or transmitted in whole or in part by any manner of electronic, mechanical, photocopying, recording, broadcasting or otherwise now known or herein after developed without the previous express consent by the copyright owner, except for reproduction in daily press and regular printed publications on sale to the public within 60 days of the event related to those data/results and always provided that copyright symbol appears together as follows below.

© DORNA WSBK ORGANIZATION Srl 2019



Phillip Island 4.445 m

Yamaha Finance Australian Round, 22-24 February 2019 World Supersport - Chronological Analysis Free Practice 1st Session

4 / 5

Lap	Seg.1	Seg.2	Seg.3	Seg.4	Lap Time	km/h	Local Time
5	22.999	27.972	18.061	26.551	1'35.583	263,4	11:37'09.863
6	22.824	27.535	17.995	26.611	1'34.965	265,4	11:38'44.828
7	24.002	30.643	18.554	5'54.190	7'07.389P	257,1	11:45'52.217
8	36.158	33.330	19.546	23'06.752	24'35.786P		12:10'28.003
9	34.379	28.127	18.259	26.817	1'47.582P		12:12'15.585
10	22.983	27.670	18.204	26.753	1'35.610	262,1	12:13'51.195
11	22.973	27.681	18.180	26.675	1'35.509	262,1	12:15'26.704
12	22.946	27.622	18.234	2'11.883	3'20.685P	262,1	12:18'47.389
13	34.959	28.186	18.185	26.682	1'48.012P		12:20'35.401
14	22.878	27.396	18.055	26.595	1'34.924	262,1	12:22'10.325
15	22.914	27.786	18.089	26.733	1'35.522	262,1	12:23'45.847
16	22.994	27.620	18.113	26.669	1'35.396	262,1	12:25'21.243
2	36.472	29.007	19.451	1'06.466	2'31.396P		11:33'08.808
3	38.151	30.397	18.228	27.245	1'54.021P		11:35'02.829
4	23.255	28.092	18.195	27.031	1'36.573	262,8	11:36'39.402
5	23.165	27.682	18.226	27.233	1'36.306	259,6	11:38'15.708
6	23.808	29.023	18.890	21'50.202	23'01.923P	260,2	12:01'17.631
7	40.359	29.577	19.460	3'59.948	5'29.344P		12:06'46.975
8	35.019	28.221	18.270	26.906	1'48.416P		12:08'35.391
9	23.057	27.576	18.127	26.980	1'35.740	259,6	12:10'11.131
10	23.028	27.565	18.213	26.868	1'35.674	260,2	12:11'46.805
11	22.999	27.544	18.204	26.788	1'35.535	260,2	12:13'22.340
12	23.227	28.115	18.654	4'21.077	5'31.073P	257,1	12:18'53.413
13	43.781	28.826	18.462	26.957	1'58.026P		12:20'51.439
14	22.919	27.662	18.089	26.663	1'35.333	261,5	12:22'26.772
15	22.863	27.588	17.940	26.768	1'35.159	260,9	12:24'01.931
16	22.870	27.711	18.048	26.741	1'35.370	261,5	12:25'37.301

18° 74 J. VAN SIKKELERUS (1'34.937)

Lap	Seg.1	Seg.2	Seg.3	Seg.4	Lap Time	km/h	Local Time
1					11:30'18.027		
2	37.159	29.231	18.727	27.771	1'52.888P		11:32'10.915
3	23.256	27.960	18.396	27.205	1'36.817	259,0	11:33'47.732
4	23.108	27.898	18.104	26.645	1'35.755	258,4	11:35'23.487
5	22.864	27.516	18.295	26.979	1'35.654	259,0	11:36'59.141
6	22.824	27.719	18.092	26.866	1'35.501	260,9	11:38'34.642
7	22.923	27.564	18.115	26.654	1'35.256	259,6	11:40'09.898
8	22.864	27.591	18.028	26.604	1'35.087	260,2	11:41'44.985
9	22.895	27.636	18.460	15'31.662	16'40.653P	257,8	11:58'25.638
10	34.564	27.928	18.075	26.599	1'47.166P		12:00'12.804
11	22.707	27.437	17.987	26.743	1'34.874C	260,2	12:01'47.678
12	24.021	31.452	19.580	4'32.513	5'47.566P	261,5	12:07'35.244
13	38.212	28.952	18.727	26.985	1'52.876P		12:09'28.120
14	22.964	27.601	18.123	26.854	1'35.542	256,5	12:11'03.662
15	24.696	27.654	18.118	26.723	1'37.191	257,8	12:12'40.853
16	22.940	28.130	18.182	26.972	1'36.224	256,5	12:14'17.077
17	22.835	27.773	18.253	26.860	1'35.721	258,4	12:15'52.798
18	23.036	41.255	19.740	35.500	1'59.531	257,8	12:17'52.329
19	22.797	27.607	18.023	26.510	1'34.937	259,6	12:19'27.266
20	22.688	27.635	18.058	26.635	1'35.016	262,8	12:21'02.282
21	22.851	27.723	18.181	26.985	1'35.740	261,5	12:22'38.022
22	24.794	29.674	18.239	26.900	1'39.607	253,5	12:24'17.629
23	23.005	27.743	18.205	26.821	1'35.774	256,5	12:25'53.403

21° 10 N. CALERO (1'35.183)

Lap	Seg.1	Seg.2	Seg.3	Seg.4	Lap Time	km/h	Local Time
1					11:30'07.236		
2	35.902	28.581	18.658	28.585	1'51.726P		11:31'58.962
3	23.536	29.074	20.813	4'59.711	6'13.134P	257,1	11:38'12.096
4	47.517	32.002	19.949	32.670	2'12.138P		11:40'24.234
5	24.011	29.380	19.303	27.233	1'39.927	259,0	11:42'04.161
6	23.263	28.066	18.323	27.390	1'37.042	260,9	11:43'41.203
7	23.488	28.261	18.594	27.512	1'37.855	260,9	11:45'19.058
8	29.244	34.138	19.905	11'25.759	12'49.046P	238,9	11:58'08.104
9	35.237	29.345	20.233	27.662	1'52.477P		12:00'00.581
10	23.217	28.458	18.620	27.398	1'37.693	262,8	12:01'38.274
11	26.071	32.329	21.471	3'49.910	5'09.781P	259,0	12:06'48.055
12	34.617	28.409	18.272	27.090	1'48.388P		12:08'36.443
13	23.280	28.205	18.416	28.511	1'38.412	264,1	12:10'14.855
14	23.315	28.291	18.177	27.014	1'36.797	263,4	12:11'51.652
15	23.279	27.806	18.224	27.044	1'36.353	263,4	12:13'28.005
16	24.396	31.829	20.864	1'03.600	2'20.689P	263,4	12:15'48.694
17	33.774	29.924	19.192	3'48.864	5'11.754P		12:21'00.448
18	35.510	29.029	18.442	27.025	1'50.006P		12:22'50.454
19	22.758	27.503	18.138	26.784	1'35.183	261,5	12:24'25.637
20	22.886	27.910	18.479	27.115	1'36.390	265,4	12:26'02.027

19° 15 A. COPPOLA (1'35.076)

Lap	Seg.1	Seg.2	Seg.3	Seg.4	Lap Time	km/h	Local Time
1					11:30'19.598		
2	36.914	29.532	19.586	30.331	1'56.363P		11:32'15.961
3	24.032	29.003	18.723	31.369	1'43.127	251,7	11:33'59.088
4	23.005	27.771	18.169	26.879	1'35.824	268,7	11:35'34.912
5	22.908	27.795	18.135	26.595	1'35.433	265,4	11:37'10.345
6	22.912	27.955	18.365	26.922	1'36.154	265,4	11:38'46.499
7	23.297	28.288	18.578	7'49.197	8'59.360P	261,5	11:47'45.859
8	37.935	32.906	19.818	31.004	2'01.663P		11:49'47.522
9	23.149	27.764	18.194	26.895	1'36.002	257,1	11:51'23.524
10	23.023	44.872	21.264	13'52.035	15'21.194P	260,9	12:06'44.718
11	38.869	29.635	18.708	28.228	1'55.440P		12:08'40.158
12	22.702	27.752	18.105	26.517	1'35.076	264,1	12:10'15.234
13	23.188	28.219	18.268	26.789	1'36.464	264,7	12:11'51.698
14	22.739	27.719	18.282	26.823	1'35.563	266,7	12:13'27.261
15	25.448	29.604	19.222	4'56.283	6'10.557P	260,2	12:19'37.818
16	41.925	41.966	21.576	30.021	2'15.488P		12:21'53.306
17	22.776	27.795	18.084	26.701	1'35.356	264,7	12:23'28.662
18	23.404	32.508	18.617	30.524	1'45.053	262,1	12:25'13.715

22° 61 G. RUIU (1'35.232)

Lap	Seg.1	Seg.2	Seg.3	Seg.4	Lap Time	km/h	Local Time
1					11:31'18.374		
2	55.003	42.771	28.857	5'13.631	7'20.262P		11:38'38.636
3	48.965	41.085	26.313	36.304	2'32.667P		11:41'11.303
4	32.781	36.559	24.438	34.272	2'08.050	152,1	11:43'19.353
5	30.213	35.081	24.375	35.780	2'05.449	162,4	11:45'24.802
6	29.216	35.119	25.028	33.767	2'03.130	166,4	11:47'27.932
7	28.236	33.944	22.109	32.575	1'56.864	183,4	11:49'24.796
8	26.848	31.562	20.677	7'23.318	8'42.405P	188,5	11:58'07.201
9	35.616	29.190	19.866	27.746	1'52.418P		11:59'59.619
10	23.591	30.086	19.930	11'10.964	12'24.571P	256,5	12:12'24.190
11	39.322	29.260	18.502	29.576	1'56.660P		12:14'20.850
12	23.052	27.830	18.086	26.662	1'35.630	260,2	12:15'56.480
13	22.735	27.720	18.044	26.733	1'35.232	266,0	12:17'31.712
14	24.308	29.295	20.060	3'45.330	4'58.993P	265,4	12:22'30.705
15	36.492	30.838	20.153	26.806	1'54.289P		12:24'24.994
16	22.891	29.044	18.513	27.479	1'37.927	264,1	12:26'02.921

23° 47 R. HARTOG (1'35.276)

Lap	Seg.1	Seg.2	Seg.3	Seg.4	Lap Time	km/h	Local Time
1					11:30'34.942		
2	37.951	29.537	19.925	28.102	1'55.515P		11:32'30.457
3	24.261	28.051	18.574	27.689	1'38.575	257,1	11:34'09.032

20° 86 A. BADOVINI (1'35.159)

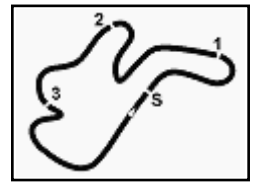
Lap	Seg.1	Seg.2	Seg.3	Seg.4	Lap Time	km/h	Local Time
1					11:30'37.412		

22/02/2019 P = Pits In/Out - C = Lap Time Cancelled

These data/results cannot be reproduced, stored and/or transmitted in whole or in part by any manner of electronic, mechanical, photocopying, recording, broadcasting or otherwise now known or herein after developed without the previous express consent by the copyright owner, except for reproduction in daily press and regular printed publications on sale to the public within 60 days of the event related to those data/results and always provided that copyright symbol appears together as follows below.

© DORNA WSBK ORGANIZATION Srl 2019





Yamaha Finance Australian Round, 22-24 February 2019

World Supersport - Chronological Analysis Free Practice 1st Session

4	23.177	27.505	18.441	26.692	1'35.815	257,8	11:35'44.847
5	23.211	37.299	19.407	27.636	1'47.553	259,0	11:37'32.400
6	23.386	27.939	18.378	27.139	1'36.842	257,1	11:39'09.242
7	23.195	27.731	18.346	8'24.748	9'34.020P	257,1	11:48'43.262
8	39.696	28.930	18.842	27.393	1'54.861P		11:50'38.123
9	23.851	31.531	22.644	27.142	1'45.168C	257,1	11:52'23.291
10	24.329	32.101	19.193	12'32.132	13'47.755P	240,0	12:06'11.046
11	35.323	28.351	18.509	31.085	1'53.268P		12:08'04.314
12	23.144	27.497	18.216	26.724	1'35.581	257,1	12:09'39.895
13	22.958	27.405	18.218	26.695	1'35.276	259,0	12:11'15.171
14	23.041	46.195	18.681	27.290	1'55.207	259,6	12:13'10.378
15	23.098	30.175	18.304	26.809	1'38.386	259,6	12:14'48.764
16	23.409	28.745	18.652	4'12.918	5'23.724P	259,0	12:20'12.488
17	38.476	33.294	20.103	26.907	1'58.780P		12:22'11.268
18	23.076	37.954	18.155	26.819	1'46.004	260,2	12:23'57.272
19	22.905	27.557	18.217	26.653	1'35.332	262,8	12:25'32.604

24° 30 G. VAN STRAALEN (1'35.362)

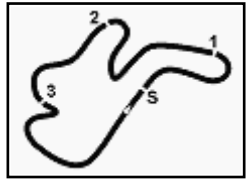
Lap	Seg.1	Seg.2	Seg.3	Seg.4	Lap Time	km/h	Local Time
1							11:30'14.029
2	38.545	29.928	19.043	27.445	1'54.961P		11:32'08.990
3	23.312	28.172	18.383	27.026	1'36.893	259,6	11:33'45.883
4	23.140	27.864	18.133	27.278	1'36.415	257,1	11:35'22.298
5	22.982	41.365	18.241	26.984	1'49.572	259,0	11:37'11.870
6	23.068	27.766	18.519	27.302	1'36.655	262,1	11:38'48.525
7	23.029	29.532	18.587	7'27.737	8'38.885P	260,9	11:47'27.410
8	33.833	28.078	18.441	27.064	1'47.416P		11:49'14.826
9	22.906	27.808	18.437	26.861	1'36.012	260,2	11:50'50.838
10	23.339	28.202	18.435	26.936	1'36.912C	259,6	11:52'27.750
11	23.683	29.383	19.134	6'00.362	7'12.562P	258,4	11:59'40.312
12	36.451	28.163	18.369	26.772	1'49.755P		12:01'30.067
13	22.885	30.697	21.320	3'37.658	4'52.560P	260,2	12:06'22.627
14	36.324	28.353	18.389	27.035	1'50.101P		12:08'12.728
15	22.833	27.683	18.123	28.698	1'37.337	257,8	12:09'50.065
16	22.940	27.832	18.192	26.914	1'35.878	264,7	12:11'25.943
17	22.975	27.806	18.264	26.924	1'35.969	260,2	12:13'01.912
18	23.028	40.340	18.970	2'49.620	4'11.958P	258,4	12:17'13.870
19	37.081	31.932	18.333	26.983	1'54.329P		12:19'08.199
20	22.915	27.616	18.043	26.788	1'35.362	262,8	12:20'43.561
21	22.936	27.791	18.254	26.976	1'35.957	258,4	12:22'19.518
22	22.831	27.708	18.147	27.122	1'35.808	259,6	12:23'55.326
23	23.148	30.939	18.763	27.158	1'40.008	259,6	12:25'35.334

22/02/2019 P = Pits In/Out - C = Lap Time Cancelled

These data/results cannot be reproduced, stored and/or transmitted in whole or in part by any manner of electronic, mechanical, photocopying, recording, broadcasting or otherwise now known or herein after developed without the previous express consent by the copyright owner, except for reproduction in daily press and regular printed publications on sale to the public within 60 days of the event related to those data/results and always provided that copyright symbol appears together as follows below.

© DORNA WSBK ORGANIZATION Srl 2019

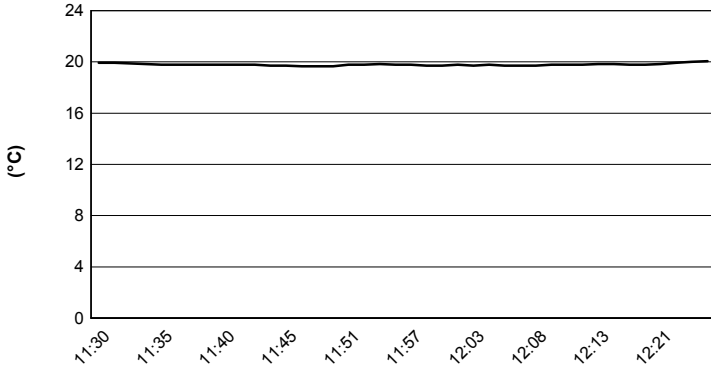




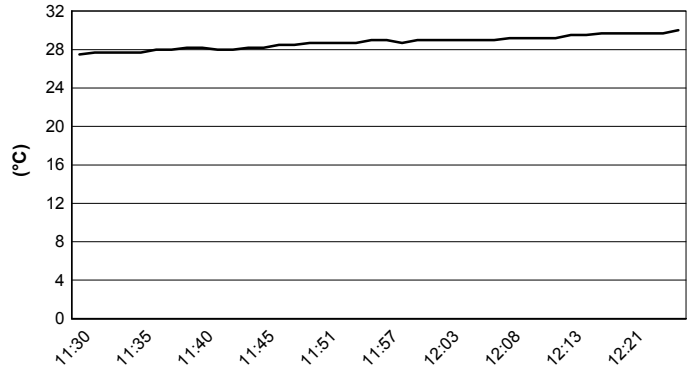
Phillip Island 4.445 m

Yamaha Finance Australian Round, 22-24 February 2019
World Supersport - Weather Report Free Practice 1st Session
 Session started 11:30 - Session ended 12:26

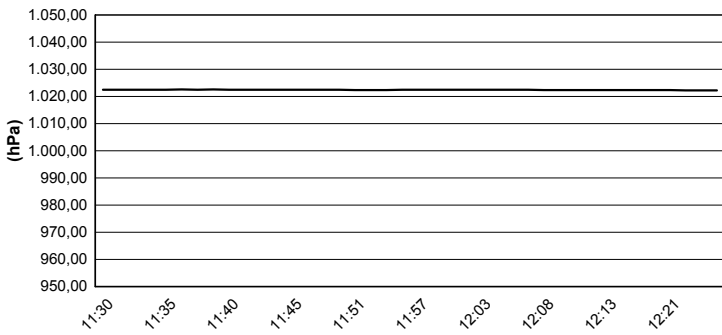
Air Temperature



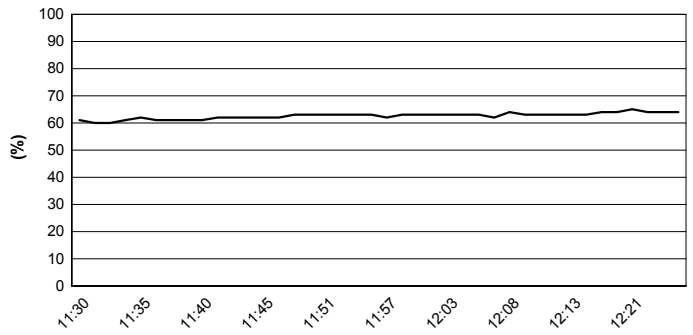
Track Temperature



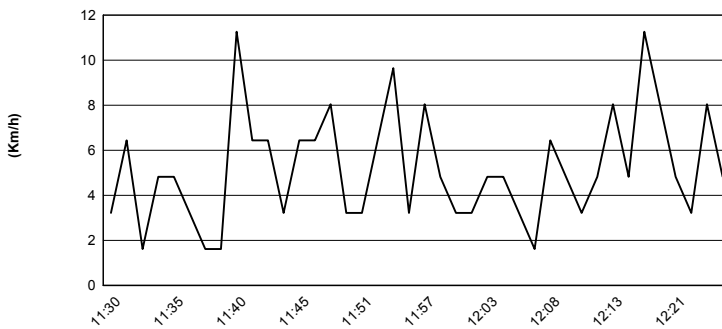
Air Pressure



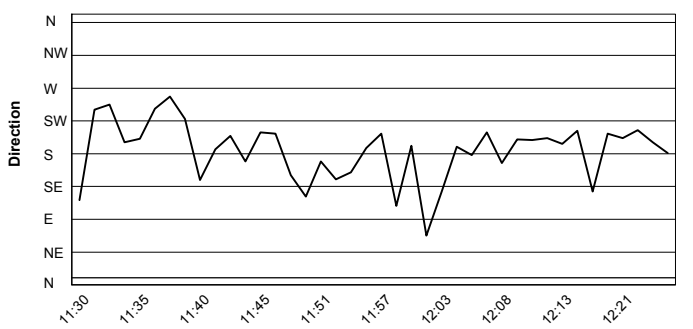
Humidity



Wind Speed



Wind Direction



22/02/2019

These data/results cannot be reproduced, stored and/or transmitted in whole or in part by any manner of electronic, mechanical, photocopying, recording, broadcasting or otherwise now known or herein after developed without the previous express consent by the copyright owner, except for reproduction in daily press and regular printed publications on sale to the public within 60 days of the event related to those data/results and always provided that copyright symbol appears together as follows below.

© DORNA WSBK ORGANIZATION Srl 2019