

Yamaha Finance Australian Round, 22-24 February 2019

World Supersport - Combined Results

No.	Rider	Nat	Team	Bike	FP1	FP2	FP3	Time	Gap	Rel.	Avg	LL
1	21 R. KRUMMENACHER	SUI	BARDAHL Evan Bros. WorldSSP Team	Yamaha YZF R6	1'32.777	1'33.536	1'33.066	1'32.777			172,478	48
2	36 T. GRADINGER	AUT	Kallio Racing	Yamaha YZF R6	1'33.150	1'34.416	1'33.716	1'33.150	0.373	0.373	171,787	49
3	64 F. CARICASULO	ITA	BARDAHL Evan Bros. WorldSSP Team	Yamaha YZF R6	1'33.166	1'33.335	1'33.370	1'33.166	0.389	0.016	171,758	44
4	16 J. CLUZEL	FRA	GMT94 YAMAHA	Yamaha YZF R6	1'33.473	1'33.208	1'33.406	1'33.208	0.431	0.042	171,681	48
5	3 R. DE ROSA	ITA	MV AGUSTA Reparto Corse	MV Agusta F3 675	1'33.257	1'33.737	1'33.518	1'33.257	0.480	0.049	171,590	56
6	44 L. MAHIAS	FRA	Kawasaki Puccetti Racing	Kawasaki ZX-6R	1'33.521	1'33.607	1'33.968	1'33.521	0.744	0.264	171,106	47
7	78 H. OKUBO	JPN	Kawasaki Puccetti Racing	Kawasaki ZX-6R	1'33.631	1'34.641	1'34.226	1'33.631	0.854	0.110	170,905	51
8	80 H. BARBERA	ESP	Team Toth by Willirace	Yamaha YZF R6	1'33.809	1'34.404	1'33.993	1'33.809	1.032	0.178	170,581	44
9	94 C. PEROLARI	FRA	GMT94 YAMAHA	Yamaha YZF R6	1'33.885	1'34.585	1'33.815	1'33.815	1.038	0.006	170,570	44
10	22 F. FULIGNI	ITA	MV AGUSTA Reparto Corse	MV Agusta F3 675	1'34.630	1'34.098	1'33.928	1'33.928	1.151	0.113	170,365	51
11	56 P. SEBESTYEN	HUN	CIA Landlord Insurance Honda	Honda CBR600RR	1'34.547	1'34.587	1'34.079	1'34.079	1.302	0.151	170,091	46
12	32 I. VINALES	ESP	Kallio Racing	Yamaha YZF R6	1'34.218	1'34.456	1'34.128	1'34.128	1.351	0.049	170,003	46
13	86 A. BADOVINI	ITA	Team Pedercini Racing	Kawasaki ZX-6R	1'35.159	1'35.189	1'34.145	1'34.145	1.368	0.017	169,972	43
14	95 J. DANILO	FRA	CIA Landlord Insurance Honda	Honda CBR600RR	1'34.924	1'34.854	1'34.397	1'34.397	1.620	0.252	169,518	46
15	38 H. SOOMER	EST	MPM WILSport Racedays	Honda CBR600RR	1'34.459	1'34.567	1'34.487	1'34.459	1.682	0.062	169,407	50
16	6 M. HERRERA	ESP	MS Racing	Yamaha YZF R6	1'34.850	1'34.585	1'34.466	1'34.466	1.689	0.007	169,394	53
17	84 L. CRESSON	BEL	Kallio Racing	Yamaha YZF R6	1'34.754	1'35.006	1'34.566	1'34.566	1.789	0.100	169,215	42
18	74 J. VAN SIKKELERUS	NED	MPM WILSport Racedays	Honda CBR600RR	1'34.937	1'35.288	1'34.653	1'34.653	1.876	0.087	169,060	51
19	7 T. TOPARIS	AUS	Landbridge Transport Yamaha	Yamaha YZF R6	1'34.658	1'34.862		1'34.658	1.881	0.005	169,051	40
20	30 G. VAN STRAALEN	NED	EAB Racing Team	Kawasaki ZX-6R	1'35.362	1'35.917	1'34.828	1'34.828	2.051	0.170	168,748	46
21	15 A. COPPOLA	ITA	GEMAR - Ciociaria Corse WorldSSP Team	Honda CBR600RR	1'35.076	1'35.789		1'35.076	2.299	0.248	168,307	24
22	61 G. RUIJU	ITA	GEMAR - Ciociaria Corse WorldSSP Team	Honda CBR600RR	1'35.232	1'35.374	1'35.096	1'35.096	2.319	0.020	168,272	43
23	10 N. CALERO	ESP	Orelac Racing VerdNatura	Kawasaki ZX-6R	1'35.183	1'35.610	1'35.939	1'35.183	2.406	0.087	168,118	48
24	47 R. HARTOG	NED	Team Hartog - Against Cancer	Kawasaki ZX-6R	1'35.276	1'35.553		1'35.276	2.499	0.093	167,954	32

23/02/2019

These data/results cannot be reproduced, stored and/or transmitted in whole or in part by any manner of electronic, mechanical, photocopying, recording, broadcasting or otherwise now known or herein after developed without the previous express consent by the copyright owner, except for reproduction in daily press and regular printed publications on sale to the public within 60 days of the event related to those data/results and always provided that copyright symbol appears together as follows below.

© DORNA WSBK ORGANIZATION Srl 2019

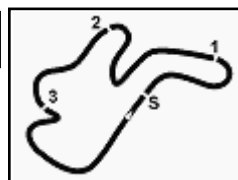
FICR PERUGIA TIMING



Official Tyre Supplier



Official Timekeeper



Yamaha Finance Australian Round, 22-24 February 2019

World Supersport - Results Free Practice 3rd Session

Phillip Island 4.445 m

1 / 2

No.	Rider	Nat	Team	Bike	Time	Gap	Rel.	Laps	Speed	
									Avg	Max
1	21 R. KRUMMENACHER	SUI	BARDAHL Evan Bros. WorldSSP Team	Yamaha YZF R6	1'33.066			12	171,942	268,7
2	64 F. CARICASULO	ITA	BARDAHL Evan Bros. WorldSSP Team	Yamaha YZF R6	1'33.370	0.304	0.304	11	171,383	268,0
3	16 J. CLUZEL	FRA	GMT94 YAMAHA	Yamaha YZF R6	1'33.406	0.340	0.036	12	171,317	268,7
4	3 R. DE ROSA	ITA	MV AGUSTA Reparto Corse	MV Agusta F3 675	1'33.518	0.452	0.112	12	171,111	269,3
5	36 T. GRADINGER	AUT	Kallio Racing	Yamaha YZF R6	1'33.716	0.650	0.198	11	170,750	268,7
6	94 C. PEROLARI	FRA	GMT94 YAMAHA	Yamaha YZF R6	1'33.815	0.749	0.099	10	170,570	270,0
7	22 F. FULIGNI	ITA	MV AGUSTA Reparto Corse	MV Agusta F3 675	1'33.928	0.862	0.113	11	170,365	269,3
8	44 L. MAHIAS	FRA	Kawasaki Puccetti Racing	Kawasaki ZX-6R	1'33.968	0.902	0.040	12	170,292	266,7
9	80 H. BARBERA	ESP	Team Toth by Willirace	Yamaha YZF R6	1'33.993	0.927	0.025	9	170,247	268,0
10	56 P. SEBESTYEN	HUN	CIA Landlord Insurance Honda	Honda CBR600RR	1'34.079	1.013	0.086	11	170,091	270,0
11	32 I. VINALES	ESP	Kallio Racing	Yamaha YZF R6	1'34.128	1.062	0.049	10	170,003	270,7
12	86 A. BADOVINI	ITA	Team Pedercini Racing	Kawasaki ZX-6R	1'34.145	1.079	0.017	11	169,972	264,1
13	78 H. OKUBO	JPN	Kawasaki Puccetti Racing	Kawasaki ZX-6R	1'34.226	1.160	0.081	12	169,826	268,0
14	95 J. DANILO	FRA	CIA Landlord Insurance Honda	Honda CBR600RR	1'34.397	1.331	0.171	11	169,518	270,0
15	6 M. HERRERA	ESP	MS Racing	Yamaha YZF R6	1'34.466	1.400	0.069	12	169,394	269,3
16	38 H. SOOMER	EST	MPM WILSport Racedays	Honda CBR600RR	1'34.487	1.421	0.021	12	169,357	264,7
17	84 L. CRESSON	BEL	Kallio Racing	Yamaha YZF R6	1'34.566	1.500	0.079	11	169,215	276,9
18	74 J. VAN SIKKELERUS	NED	MPM WILSport Racedays	Honda CBR600RR	1'34.653	1.587	0.087	10	169,060	268,0
19	30 G. VAN STRAALEN	NED	EAB Racing Team	Kawasaki ZX-6R	1'34.828	1.762	0.175	4	168,748	266,7
20	61 G. RUIJ	ITA	GEMAR - Ciociaria Corse WorldSSP Team	Honda CBR600RR	1'35.096	2.030	0.268	11	168,272	271,4
21	10 N. CALERO	ESP	Orelac Racing VerdNatura	Kawasaki ZX-6R	1'35.939	2.873	0.843	10	166,793	271,4
22	7 T. TOPARIS	AUS	Landbridge Transport Yamaha	Yamaha YZF R6				7		257,1
23	15 A. COPPOLA	ITA	GEMAR - Ciociaria Corse WorldSSP Team	Honda CBR600RR				0		
24	47 R. HARTOG	NED	Team Hartog - Against Cancer	Kawasaki ZX-6R				0		

N.15 (Coppola A.) and N.47 (Hartog R.) have been declared unfit after FP2

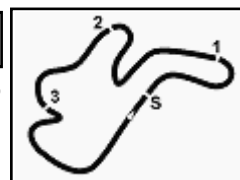
AIR	Humidity:	64%	Temp:	20°C
TRACK	Condition:	Dry	Temp:	20°C

Records	Pole	(QP2)	2013	S.Lowes	1'32.545	172,910	Km/h
	Race	(RC)	2018	S.Cortese	1'33.072	171,930	Km/h
	All Times	(QP1)	2013	S.Lowes	1'32.545	172,910	Km/h

Start 23/02/2019 10:35 End 10:56 The results are provisional until the end of the time limit for protests and appeals and the completion of the technical checks.

These data/results cannot be reproduced, stored and/or transmitted in whole or in part by any manner of electronic, mechanical, photocopying, recording, broadcasting or otherwise now known or herein after developed without the previous express consent by the copyright owner, except for reproduction in daily press and regular printed publications on sale to the public within 60 days of the event related to those data/results and always provided that copyright symbol appears together as follows below.

© DORNA WSBK ORGANIZATION Srl 2019



Yamaha Finance Australian Round, 22-24 February 2019

World Supersport - Results Free Practice 3rd Session

Session Highlights

Local Time	No. Rider	Description
10.35.00		Start
10.37.42		WorldSSP Pit Intervention Time: 1min 18secs
10.42.31	30 G. VAN STRAALEN	Crashed - Turn 2
10.42.56	30 G. VAN STRAALEN	Re-joined
10.44.13	7 T. TOPARIS	Technical Problem - Turn 2
10.44.52	38 H. SOOMER	On Asphalt - Re-Joined - Turn 4
10.45.09	7 T. TOPARIS	Re-joined
10.46.56	16 J. CLUZEL	On Asphalt - Re-Joined - Turn 4
10.49.22	86 A. BADOVINI	On Asphalt - Re-Joined - Turn 4
10.50.28	7 T. TOPARIS	On Asphalt - Re-Joined - Turn 1
10.50.28	44 L. MAHIAS	On Asphalt - Re-Joined - Turn 1
10.56.57		End Of Session

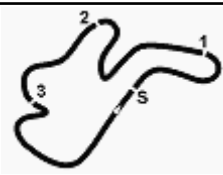
Fastest Laps Sequence

No.	Rider	Nat	Team	Bike	Local Time	Time	Gap	Avg
21	R. KRUMMENACHER	SUI	BARDAHL Evan Bros. WorldSSP Team	Yamaha YZF R6	10:38'28.326	1'33.066		171,942

Start 10:35 End 10:56 The results are provisional until the end of the time limit for protests and appeals and the completion of the technical checks.

These data/results cannot be reproduced, stored and/or transmitted in whole or in part by any manner of electronic, mechanical, photocopying, recording, broadcasting or otherwise now known or herein after developed without the previous express consent by the copyright owner, except for reproduction in daily press and regular printed publications on sale to the public within 60 days of the event related to those data/results and always provided that copyright symbol appears together as follows below.

© DORNA WSBK ORGANIZATION Srl 2019


Yamaha Finance Australian Round, 22-24 February 2019
World Supersport - Best Sectors & Speed Free Practice 3rd Session

BEST LAP			
1	21 R. KRUMMENACHER	Yamaha YZF R6	1'33.066
2	64 F. CARICASULO	Yamaha YZF R6	1'33.370
3	16 J. CLUZEL	Yamaha YZF R6	1'33.406
4	3 R. DE ROSA	MV Agusta F3 675	1'33.518
5	36 T. GRADINGER	Yamaha YZF R6	1'33.716
6	94 C. PEROLARI	Yamaha YZF R6	1'33.815
7	22 F. FULIGNI	MV Agusta F3 675	1'33.928
8	44 L. MAHIAS	Kawasaki ZX-6R	1'33.968
9	80 H. BARBERA	Yamaha YZF R6	1'33.993
10	56 P. SEBESTYEN	Honda CBR600RR	1'34.079
11	32 I. VINALES	Yamaha YZF R6	1'34.128
12	86 A. BADOVINI	Kawasaki ZX-6R	1'34.145
13	78 H. OKUBO	Kawasaki ZX-6R	1'34.226
14	95 J. DANILO	Honda CBR600RR	1'34.397
15	6 M. HERRERA	Yamaha YZF R6	1'34.466
16	38 H. SOOMER	Honda CBR600RR	1'34.487
17	84 L. CRESSON	Yamaha YZF R6	1'34.566
18	74 J. VAN SIKKELERUS	Honda CBR600RR	1'34.653
19	30 G. VAN STRAALEN	Kawasaki ZX-6R	1'34.828
20	61 G. RUIJU	Honda CBR600RR	1'35.096
21	10 N. CALERO	Kawasaki ZX-6R	1'35.939
22	7 T. TOPARIS	Yamaha YZF R6	
23	15 A. COPPOLA	Honda CBR600RR	
24	47 R. HARTOG	Kawasaki ZX-6R	

SPEED			
1	84 L. CRESSON	Yamaha YZF R6	276,9
2	61 G. RUIJU	Honda CBR600RR	271,4
3	10 N. CALERO	Kawasaki ZX-6R	271,4
4	32 I. VINALES	Yamaha YZF R6	270,7
5	95 J. DANILO	Honda CBR600RR	270,0
6	56 P. SEBESTYEN	Honda CBR600RR	270,0
7	94 C. PEROLARI	Yamaha YZF R6	270,0
8	3 R. DE ROSA	MV Agusta F3 675	269,3
9	6 M. HERRERA	Yamaha YZF R6	269,3
10	22 F. FULIGNI	MV Agusta F3 675	269,3
11	21 R. KRUMMENACHER	Yamaha YZF R6	268,7
12	36 T. GRADINGER	Yamaha YZF R6	268,7
13	16 J. CLUZEL	Yamaha YZF R6	268,7
14	80 H. BARBERA	Yamaha YZF R6	268,0
15	74 J. VAN SIKKELERUS	Honda CBR600RR	268,0
16	64 F. CARICASULO	Yamaha YZF R6	268,0
17	78 H. OKUBO	Kawasaki ZX-6R	268,0
18	30 G. VAN STRAALEN	Kawasaki ZX-6R	266,7
19	44 L. MAHIAS	Kawasaki ZX-6R	266,7
20	38 H. SOOMER	Honda CBR600RR	264,7
21	86 A. BADOVINI	Kawasaki ZX-6R	264,1
22	7 T. TOPARIS	Yamaha YZF R6	257,1

SEG. 1			SEG. 2			SEG. 3			SEG. 4		
1	21 R. KRUMMENACHER	22.329	1	21 R. KRUMMENACHER	26.863	1	21 R. KRUMMENACHER	17.550	1	64 F. CARICASULO	26.163
2	64 F. CARICASULO	22.358	2	3 R. DE ROSA	26.905	2	36 T. GRADINGER	17.736	2	3 R. DE ROSA	26.184
3	3 R. DE ROSA	22.365	3	64 F. CARICASULO	26.910	3	64 F. CARICASULO	17.747	3	21 R. KRUMMENACHER	26.205
4	16 J. CLUZEL	22.386	4	16 J. CLUZEL	26.970	4	3 R. DE ROSA	17.759	4	94 C. PEROLARI	26.223
5	94 C. PEROLARI	22.441	5	94 C. PEROLARI	27.056	5	22 F. FULIGNI	17.763	5	32 I. VINALES	26.254
6	36 T. GRADINGER	22.478	6	36 T. GRADINGER	27.059	6	44 L. MAHIAS	17.768	6	56 P. SEBESTYEN	26.259
7	78 H. OKUBO	22.482	7	32 I. VINALES	27.091	7	16 J. CLUZEL	17.781	7	16 J. CLUZEL	26.269
8	56 P. SEBESTYEN	22.515	8	22 F. FULIGNI	27.122	8	86 A. BADOVINI	17.827	8	22 F. FULIGNI	26.290
9	44 L. MAHIAS	22.524	9	80 H. BARBERA	27.123	9	56 P. SEBESTYEN	17.847	9	36 T. GRADINGER	26.292
10	30 G. VAN STRAALEN	22.530	10	78 H. OKUBO	27.199	10	78 H. OKUBO	17.847	10	44 L. MAHIAS	26.297
11	22 F. FULIGNI	22.531	11	38 H. SOOMER	27.202	11	84 L. CRESSON	17.864	11	80 H. BARBERA	26.300
12	84 L. CRESSON	22.575	12	56 P. SEBESTYEN	27.229	12	94 C. PEROLARI	17.866	12	74 J. VAN SIKKELERUS	26.361
13	80 H. BARBERA	22.576	13	86 A. BADOVINI	27.250	13	80 H. BARBERA	17.872	13	6 M. HERRERA	26.392
14	32 I. VINALES	22.594	14	95 J. DANILO	27.266	14	32 I. VINALES	17.908	14	86 A. BADOVINI	26.438
15	6 M. HERRERA	22.620	15	44 L. MAHIAS	27.267	15	95 J. DANILO	17.940	15	95 J. DANILO	26.457
16	86 A. BADOVINI	22.630	16	6 M. HERRERA	27.333	16	74 J. VAN SIKKELERUS	17.941	16	84 L. CRESSON	26.471
17	74 J. VAN SIKKELERUS	22.671	17	84 L. CRESSON	27.413	17	38 H. SOOMER	17.971	17	78 H. OKUBO	26.499
18	95 J. DANILO	22.673	18	74 J. VAN SIKKELERUS	27.476	18	30 G. VAN STRAALEN	18.008	18	38 H. SOOMER	26.535
19	38 H. SOOMER	22.694	19	7 T. TOPARIS	27.491	19	6 M. HERRERA	18.030	19	7 T. TOPARIS	26.540
20	61 G. RUIJU	22.715	20	61 G. RUIJU	27.511	20	10 N. CALERO	18.038	20	61 G. RUIJU	26.566
21	10 N. CALERO	22.823	21	30 G. VAN STRAALEN	27.526	21	61 G. RUIJU	18.072	21	30 G. VAN STRAALEN	26.575
22	7 T. TOPARIS	23.057	22	10 N. CALERO	27.775	22	7 T. TOPARIS	18.147	22	10 N. CALERO	26.987

23/02/2019

These data/results cannot be reproduced, stored and/or transmitted in whole or in part by any manner of electronic, mechanical, photocopying, recording, broadcasting or otherwise now known or herein after developed without the previous express consent by the copyright owner, except for reproduction in daily press and regular printed publications on sale to the public within 60 days of the event related to those data/results and always provided that copyright symbol appears together as follows below.

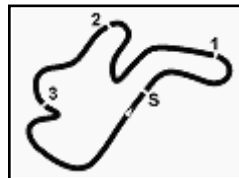
© DORNA WSBK ORGANIZATION Srl 2019

FICR PERUGIA TIMING


Official Tyre Supplier



Official Timekeeper



Phillip Island 4.445 m

Yamaha Finance Australian Round, 22-24 February 2019
World Supersport - Ideal Time Free Practice 3rd Session

No.	Rider	Nat	Bike	Seg. 1	Seg. 2	Seg. 3	Seg. 4	Ideal Time		
				Diff. 1	Diff. 2	Diff. 3	Diff. 4	Best Lap	Pos.	Diff.
1	21 R. KRUMMENACHER	SUI	Yamaha YZF R6	22.329 +0.084	26.863	17.550	26.205 +0.035	1'32.947 1'33.066	1	0.119
2	64 F. CARICASULO	ITA	Yamaha YZF R6	22.358 +0.069	26.910 +0.059	17.747 +0.029	26.163 +0.035	1'33.178 1'33.370	2	0.192
3	3 R. DE ROSA	ITA	MV Agusta F3 675	22.365 +0.086	26.905 +0.137	17.759	26.184 +0.082	1'33.213 1'33.518	4	0.305
4	16 J. CLUZEL	FRA	Yamaha YZF R6	22.386	26.970	17.781	26.269	1'33.406 1'33.406	3	
5	36 T. GRADINGER	AUT	Yamaha YZF R6	22.478	27.059	17.736 +0.042	26.292 +0.109	1'33.565 1'33.716	5	0.151
6	94 C. PEROLARI	FRA	Yamaha YZF R6	22.441 +0.193	27.056	17.866 +0.036	26.223	1'33.586 1'33.815	6	0.229
7	22 F. FULIGNI	ITA	MV Agusta F3 675	22.531 +0.023	27.122 +0.060	17.763 +0.139	26.290	1'33.706 1'33.928	7	0.222
8	32 I. VINALES	ESP	Yamaha YZF R6	22.594 +0.056	27.091 +0.002	17.908 +0.093	26.254 +0.130	1'33.847 1'34.128	11	0.281
9	56 P. SEBESTYEN	HUN	Honda CBR600RR	22.515 +0.034	27.229	17.847	26.259 +0.195	1'33.850 1'34.079	10	0.229
10	44 L. MAHIAS	FRA	Kawasaki ZX-6R	22.524	27.267	17.768	26.297 +0.112	1'33.856 1'33.968	8	0.112
11	80 H. BARBERA	ESP	Yamaha YZF R6	22.576 +0.001	27.123 +0.070	17.872 +0.002	26.300 +0.049	1'33.871 1'33.993	9	0.122
12	78 H. OKUBO	JPN	Kawasaki ZX-6R	22.482 +0.077	27.199 +0.063	17.847 +0.059	26.499	1'34.027 1'34.226	13	0.199
13	86 A. BADOVINI	ITA	Kawasaki ZX-6R	22.630	27.250	17.827	26.438	1'34.145 1'34.145	12	
14	84 L. CRESSON	BEL	Yamaha YZF R6	22.575 +0.031	27.413	17.864 +0.088	26.471 +0.124	1'34.323 1'34.566	17	0.243
15	95 J. DANILO	FRA	Honda CBR600RR	22.673 +0.003	27.266	17.940 +0.037	26.457 +0.021	1'34.336 1'34.397	14	0.061
16	6 M. HERRERA	ESP	Yamaha YZF R6	22.620	27.333	18.030	26.392 +0.091	1'34.375 1'34.466	15	0.091
17	38 H. SOOMER	EST	Honda CBR600RR	22.694	27.202	17.971	26.535 +0.085	1'34.402 1'34.487	16	0.085
18	74 J. VAN SIKKELERUS	NED	Honda CBR600RR	22.671	27.476	17.941 +0.204	26.361	1'34.449 1'34.653	18	0.204
19	30 G. VAN STRAALLEN	NED	Kawasaki ZX-6R	22.530	27.526	18.008 +0.005	26.575 +0.184	1'34.639 1'34.828	19	0.189
20	61 G. RUIJU	ITA	Honda CBR600RR	22.715	27.511	18.072 +0.080	26.566 +0.152	1'34.864 1'35.096	20	0.232
21	10 N. CALERO	ESP	Kawasaki ZX-6R	22.823 +0.062	27.775	18.038 +0.254	26.987	1'35.623 1'35.939	21	0.316
	7 T. TOPARIS	AUS	Yamaha YZF R6	One or more sectors missing						
	15 A. COPPOLA	ITA	Honda CBR600RR	One or more sectors missing						
	47 R. HARTOG	NED	Kawasaki ZX-6R	One or more sectors missing						
Overall Ideal Time				22.329	26.863	17.550	26.163	1'32.905		

23/02/2019

These data/results cannot be reproduced, stored and/or transmitted in whole or in part by any manner of electronic, mechanical, photocopying, recording, broadcasting or otherwise now known or herein after developed without the previous express consent by the copyright owner, except for reproduction in daily press and regular printed publications on sale to the public within 60 days of the event related to those data/results and always provided that copyright symbol appears together as follows below.

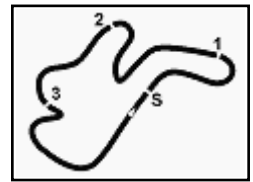
© DORNA WSBK ORGANIZATION Srl 2019

PIRELLI PERUGIA TIMING


Official Tyre Supplier



Official Timekeeper



Yamaha Finance Australian Round, 22-24 February 2019

World Supersport - Chronological Analysis Free Practice 3rd Session

Phillip Island 4.445 m

1 / 3

1° 21 R. KRUMMENACHER (1'33.066)

Lap	Seg.1	Seg.2	Seg.3	Seg.4	Lap Time	km/h	Local Time
1							10:35'07.226
2	33.940	28.725	17.944	27.425	1'48.034P		10:36'55.260
3	22.413	26.863	17.550	26.240	1'33.066	264,7	10:38'28.326
4	22.399	27.007	17.697	26.376	1'33.479	265,4	10:40'01.805
5	22.344	26.946	17.634	26.205	1'33.129	266,7	10:41'34.934
6	22.329	27.032	17.592	26.340	1'33.293	268,7	10:43'08.227
7	22.384	26.976	17.694	26.291	1'33.345	268,0	10:44'41.572
8	22.369	27.025	17.678	26.260	1'33.332	266,7	10:46'14.904
9	22.358	27.021	17.661	26.345	1'33.385	267,3	10:47'48.289
10	22.467	27.046	17.695	26.375	1'33.583	265,4	10:49'21.872
11	22.432	27.070	17.637	26.409	1'33.548	264,7	10:50'55.420
12	22.396	27.126	18.055	2'28.151	3'35.728P	265,4	10:54'31.148
13	44.010	29.350	18.607	27.055	1'59.022P		10:56'30.170

5° 36 T. GRADINGER (1'33.716)

Lap	Seg.1	Seg.2	Seg.3	Seg.4	Lap Time	km/h	Local Time
1							10:35'08.067
2	33.908	28.814	18.517	27.412	1'48.651P		10:36'56.718
3	22.675	27.356	17.854	26.463	1'34.348	268,0	10:38'31.066
4	22.644	27.287	17.736	26.313	1'33.980	265,4	10:40'05.046
5	22.478	27.059	17.778	26.401	1'33.716	267,3	10:41'38.762
6	22.596	27.267	18.206	3'24.211	4'32.280P	268,7	10:46'11.042
7	35.301	27.695	18.399	26.684	1'48.079P		10:47'59.121
8	22.626	27.208	17.928	26.345	1'34.107	264,1	10:49'33.228
9	25.974	30.000	17.876	26.300	1'40.150	264,7	10:51'13.378
10	22.523	27.216	17.900	26.355	1'33.994	266,7	10:52'47.372
11	22.536	27.277	17.820	26.457	1'34.090	268,0	10:54'21.462
12	22.501	27.205	17.818	26.292	1'33.816	267,3	10:55'55.278

2° 64 F. CARICASULO (1'33.370)

Lap	Seg.1	Seg.2	Seg.3	Seg.4	Lap Time	km/h	Local Time
1							10:36'11.994
2	34.608	27.903	18.194	26.455	1'47.160P		10:37'59.154
3	22.747	27.286	18.035	26.278	1'34.346	266,0	10:39'33.500
4	22.607	27.040	18.180	26.359	1'34.186	267,3	10:41'07.686
5	22.550	27.123	17.876	26.321	1'33.870	268,0	10:42'41.556
6	23.138	27.711	18.311	1'29.262	2'38.422P	268,0	10:45'19.978
7	38.526	27.155	17.936	26.170	1'49.787P		10:47'09.765
8	22.406	26.973	17.922	26.163	1'33.464	267,3	10:48'43.229
9	22.468	27.205	17.747	26.192	1'33.612	266,7	10:50'16.841
10	22.427	26.969	17.776	26.198	1'33.370	266,7	10:51'50.211
11	22.358	27.010	17.922	26.240	1'33.530	266,7	10:53'23.741
12	22.527	26.910	17.840	26.277	1'33.554	267,3	10:54'57.295

6° 94 C. PEROLARI (1'33.815)

Lap	Seg.1	Seg.2	Seg.3	Seg.4	Lap Time	km/h	Local Time
1							10:38'02.306
2	33.471	28.891	19.107	27.849	1'49.318P		10:39'51.624
3	22.707	27.273	17.975	26.821	1'34.776	261,5	10:41'26.400
4	22.634	27.056	17.902	26.223	1'33.815	263,4	10:43'00.215
5	22.542	27.127	17.866	26.357	1'33.892	268,0	10:44'34.107
6	22.441	27.678	18.534	28.146	1'36.799	270,0	10:46'10.906
7	23.081	31.230	18.141	26.774	1'39.226	259,6	10:47'50.132
8	22.748	27.351	18.094	26.801	1'34.994	262,1	10:49'25.126
9	23.257	28.567	18.180	26.666	1'36.670	262,1	10:51'01.796
10	22.628	27.335	18.117	26.972	1'35.052	264,7	10:52'36.848
11	23.505	29.206	19.224	1'06.290	2'18.225P	262,1	10:54'55.073

3° 16 J. CLUZEL (1'33.406)

Lap	Seg.1	Seg.2	Seg.3	Seg.4	Lap Time	km/h	Local Time
1							10:35'05.440
2	36.194	28.983	18.558	1'30.848	2'54.583P		10:38'00.023
3	35.198	29.406	19.414	28.973	1'52.991P		10:39'53.014
4	22.386	26.970	17.781	26.269	1'33.406	268,0	10:41'26.420
5	22.451	27.062	17.821	26.363	1'33.697	268,7	10:43'00.117
6	22.432	27.106	17.821	26.434	1'33.793	268,0	10:44'33.910
7	22.557	28.059	18.865	28.354	1'37.835	266,7	10:46'11.745
8	22.567	33.505	18.184	26.654	1'40.910	268,7	10:47'52.655
9	22.515	27.186	17.846	26.347	1'33.894	266,7	10:49'26.549
10	22.721	27.229	17.890	26.385	1'34.225	268,7	10:51'00.774
11	22.592	27.161	17.826	26.448	1'34.027	266,0	10:52'34.801
12	22.613	27.231	17.885	26.471	1'34.200	265,4	10:54'09.001
13	22.662	27.115	17.890	26.450	1'34.117	266,0	10:55'43.118

7° 22 F. FULIGNI (1'33.928)

Lap	Seg.1	Seg.2	Seg.3	Seg.4	Lap Time	km/h	Local Time
1							10:35'04.948
2	36.443	28.892	18.703	1'51.217	3'15.255P		10:38'20.203
3	39.004	28.451	18.193	32.938	1'58.586P		10:40'18.789
4	22.917	27.617	18.002	27.787	1'36.323	267,3	10:41'55.112
5	22.531	27.322	17.958	26.925	1'34.736	269,3	10:43'29.848
6	22.710	27.272	17.924	26.371	1'34.277	266,7	10:45'04.125
7	22.637	27.411	17.892	26.440	1'34.380	265,4	10:46'38.505
8	22.552	27.332	17.889	26.399	1'34.172	262,8	10:48'12.677
9	22.612	27.196	17.820	26.352	1'33.980	264,7	10:49'46.657
10	22.623	27.122	17.763	26.692	1'34.200	264,7	10:51'20.857
11	22.554	27.182	17.902	26.290	1'33.928	264,7	10:52'54.785
12	22.672	27.130	17.855	26.315	1'33.972	266,0	10:54'28.757

4° 3 R. DE ROSA (1'33.518)

Lap	Seg.1	Seg.2	Seg.3	Seg.4	Lap Time	km/h	Local Time
1							10:35'10.561
2	35.864	28.981	18.668	1'30.611	2'54.124P		10:38'04.685
3	56.232	28.737	18.024	26.741	2'09.734P		10:40'14.419
4	22.367	27.230	17.861	26.184	1'33.642	266,7	10:41'48.061
5	22.406	26.932	17.816	26.481	1'33.635	268,7	10:43'21.696
6	22.417	27.033	18.216	27.443	1'35.109	268,0	10:44'56.805
7	22.365	27.125	17.771	26.341	1'33.602	264,1	10:46'30.407
8	22.487	27.041	17.831	26.386	1'33.745	265,4	10:48'04.152
9	22.515	27.086	17.882	26.267	1'33.750	266,7	10:49'37.902
10	22.451	27.042	17.759	26.266	1'33.518	266,7	10:51'11.420
11	22.399	26.998	17.933	26.418	1'33.748	267,3	10:52'45.168
12	22.419	26.905	17.787	27.812	1'34.923	266,0	10:54'20.091
13	22.538	27.066	17.799	26.301	1'33.704	269,3	10:55'53.795

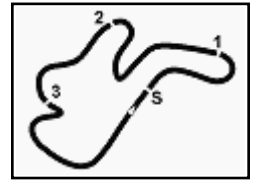
8° 44 L. MAHIAS (1'33.968)

Lap	Seg.1	Seg.2	Seg.3	Seg.4	Lap Time	km/h	Local Time
1							10:35'32.304
2	36.425	28.349	18.154	26.672	1'49.600P		10:37'21.904
3	22.762	27.508	18.024	26.547	1'34.841	261,5	10:38'56.745
4	22.622	27.284	17.891	26.466	1'34.263	262,8	10:40'31.008
5	22.597	27.364	17.901	26.446	1'34.308	264,7	10:42'05.316
6	22.973	29.418	18.654	1'37.590	2'48.635P	264,7	10:44'53.951
7	34.434	27.466	18.197	26.321	1'46.418P		10:46'40.369
8	22.524	27.267	17.768	26.409	1'33.968	262,8	10:48'14.337
9	22.616	27.278	17.849	26.297	1'34.040	263,4	10:49'48.377
10	35.905	28.516	18.089	26.604	1'49.114	266,7	10:51'37.491
11	22.597	27.481	17.976	26.443	1'34.497	263,4	10:53'11.988
12	22.739	27.383	17.940	26.529	1'34.591	261,5	10:54'46.579
13	22.785	27.415	18.004	26.640	1'34.844	262,1	10:56'21.423

23/02/2019 P = Pits In/Out - C = Lap Time Cancelled

These data/results cannot be reproduced, stored and/or transmitted in whole or in part by any manner of electronic, mechanical, photocopying, recording, broadcasting or otherwise now known or herein after developed without the previous express consent by the copyright owner, except for reproduction in daily press and regular printed publications on sale to the public within 60 days of the event related to those data/results and always provided that copyright symbol appears together as follows below.

© DORNA WSBK ORGANIZATION Srl 2019



Yamaha Finance Australian Round, 22-24 February 2019

World Supersport - Chronological Analysis Free Practice 3rd Session

Phillip Island 4.445 m

2 / 3

9° 80 H. BARBERA (1'33.993)							
Lap	Seg.1	Seg.2	Seg.3	Seg.4	Lap Time	km/h	Local Time
1							10:35'04.325
2	34.700	28.736	18.445	29.972	1'51.853P		10:36'56.178
3	22.831	27.940	18.048	26.992	1'35.811	264,1	10:38'31.989
4	22.591	27.439	17.951	26.516	1'34.497	268,0	10:40'06.486
5	22.644	27.332	17.872	26.322	1'34.170	263,4	10:41'40.656
6	22.576	27.197	17.903	26.882	1'34.558	267,3	10:43'15.214
7	25.900	28.671	18.328	29.787	1'42.686	264,7	10:44'57.900
8	22.599	27.123	17.979	26.300	1'34.001	265,4	10:46'31.901
9	22.577	27.193	17.874	26.349	1'33.993	266,0	10:48'05.894
10	22.670	27.255	18.098	26.304	1'34.327	266,0	10:49'40.221

4	22.564	27.387	17.928	26.613	1'34.492	264,7	10:40'27.513
5	22.569	27.346	17.920	26.573	1'34.408	265,4	10:42'01.921
6	22.482	27.269	17.852	26.681	1'34.284	268,0	10:43'36.205
7	22.487	27.199	17.984	26.640	1'34.310	266,0	10:45'10.515
8	22.559	27.262	17.906	26.499	1'34.226	265,4	10:46'44.741
9	22.632	27.291	17.916	26.615	1'34.454	265,4	10:48'19.195
10	22.614	27.349	18.052	26.577	1'34.592	264,7	10:49'53.787
11	22.673	27.311	17.847	26.528	1'34.359	266,0	10:51'28.146
12	22.720	27.459	18.040	26.570	1'34.789	266,0	10:53'02.935
13	22.740	27.550	18.079	26.776	1'35.145	265,4	10:54'38.080

10° 56 P. SEBESTYEN (1'34.079)							
Lap	Seg.1	Seg.2	Seg.3	Seg.4	Lap Time	km/h	Local Time
1							10:35'14.905
2	34.548	30.884	19.313	27.153	1'51.898P		10:37'06.803
3	22.715	27.608	18.061	26.539	1'34.923	265,4	10:38'41.726
4	22.715	27.490	18.125	29.002	1'37.332	268,7	10:40'19.058
5	22.727	27.721	18.041	26.676	1'35.165	270,0	10:41'54.223
6	22.642	27.593	18.225	1'49.117	2'57.577P	266,7	10:44'51.800
7	37.701	27.500	17.934	26.259	1'49.394P		10:46'41.194
8	22.549	27.229	17.847	26.454	1'34.079	267,3	10:48'15.273
9	22.515	27.392	17.952	26.422	1'34.281	266,0	10:49'49.554
10	22.727	27.448	18.083	26.641	1'34.899	266,7	10:51'24.453
11	22.666	27.624	18.043	26.751	1'35.084	263,4	10:52'59.537
12	24.900	30.197	18.001	26.591	1'39.689	262,8	10:54'39.226

14° 95 J. DANILO (1'34.397)							
Lap	Seg.1	Seg.2	Seg.3	Seg.4	Lap Time	km/h	Local Time
1							10:35'16.440
2	33.258	28.974	18.391	26.852	1'47.475P		10:37'03.915
3	22.911	27.834	18.133	26.637	1'35.515	264,1	10:38'39.430
4	22.843	27.648	18.030	26.696	1'35.217	263,4	10:40'14.647
5	22.739	27.451	17.940	26.563	1'34.693	270,0	10:41'49.340
6	22.767	27.435	18.099	26.621	1'34.922	268,7	10:43'24.262
7	25.434	31.452	18.770	1'35.489	2'51.145P	265,4	10:46'15.407
8	33.412	27.666	18.114	26.457	1'45.649P		10:48'01.056
9	22.676	27.266	17.977	26.478	1'34.397	266,0	10:49'35.453
10	22.673	27.313	18.049	26.511	1'34.546	265,4	10:51'09.999
11	22.852	27.567	18.082	26.589	1'35.090	262,8	10:52'45.089
12	22.812	27.403	17.969	40.580	1'48.764	259,6	10:54'33.853

11° 32 I. VINALES (1'34.128)							
Lap	Seg.1	Seg.2	Seg.3	Seg.4	Lap Time	km/h	Local Time
1							10:35'06.899
2	35.350	29.045	18.458	27.550	1'50.403P		10:36'57.302
3	22.800	27.291	17.959	26.643	1'34.693	270,7	10:38'31.995
4	23.056	27.286	17.908	26.254	1'34.504	264,1	10:40'06.499
5	22.802	28.844	18.107	4'56.072	6'05.825P	264,7	10:46'12.324
6	34.768	27.580	18.284	26.918	1'47.550P		10:47'59.874
7	22.650	27.093	18.001	26.384	1'34.128	264,7	10:49'34.002
8	22.611	29.343	18.245	29.686	1'39.885	265,4	10:51'13.887
9	22.594	27.200	18.139	26.587	1'34.520	268,0	10:52'48.407
10	22.658	27.091	17.977	26.609	1'34.335	265,4	10:54'22.742
11	22.728	27.256	18.294	27.471	1'35.749	264,7	10:55'58.491

15° 6 M. HERRERA (1'34.466)							
Lap	Seg.1	Seg.2	Seg.3	Seg.4	Lap Time	km/h	Local Time
1							10:35'05.033
2	36.782	31.609	18.771	26.612	1'53.774P		10:36'58.807
3	22.752	27.864	18.152	26.626	1'35.394	269,3	10:38'34.201
4	22.657	27.548	18.110	26.513	1'34.828	267,3	10:40'09.029
5	22.719	27.422	18.194	26.508	1'34.843	269,3	10:41'43.872
6	22.977	28.221	18.151	2'11.551	3'20.900P	269,3	10:45'04.772
7	34.092	27.563	18.370	26.737	1'46.762P		10:46'51.534
8	22.620	27.333	18.030	26.483	1'34.466	265,4	10:48'26.000
9	22.705	27.406	18.045	26.392	1'34.548	265,4	10:50'00.548
10	22.754	27.334	18.126	26.572	1'34.786	265,4	10:51'35.334
11	22.899	30.137	18.499	26.705	1'38.240	265,4	10:53'13.574
12	22.720	27.425	18.169	26.645	1'34.959	267,3	10:54'48.533
13	22.703	27.609	18.785	26.628	1'35.725	267,3	10:56'24.258

12° 86 A. BADOVINI (1'34.145)							
Lap	Seg.1	Seg.2	Seg.3	Seg.4	Lap Time	km/h	Local Time
1							10:35'34.703
2	36.072	29.002	18.457	26.818	1'50.349P		10:37'25.052
3	22.875	27.416	18.034	26.454	1'34.779	263,4	10:38'59.831
4	22.796	27.372	17.934	26.536	1'34.638	261,5	10:40'34.469
5	22.630	27.250	17.827	26.438	1'34.145	264,1	10:42'08.614
6	23.104	29.330	18.296	27.856	1'38.586	262,1	10:43'47.200
7	23.840	28.155	18.372	27.100	1'37.467	258,4	10:45'24.667
8	22.905	27.368	18.103	26.769	1'35.145	257,8	10:46'59.812
9	22.915	27.320	18.122	26.695	1'35.052	258,4	10:48'34.864
10	23.018	39.580	18.943	27.635	1'49.176	258,4	10:50'24.040
11	23.196	27.795	18.875	1'36.768	2'46.634P	259,6	10:53'10.674
12	43.564	28.629	18.673	27.592	1'58.458P		10:55'09.132

16° 38 H. SOOMER (1'34.487)							
Lap	Seg.1	Seg.2	Seg.3	Seg.4	Lap Time	km/h	Local Time
1							10:35'37.379
2	34.049	28.045	18.155	26.725	1'46.974P		10:37'24.353
3	23.011	27.283	18.072	26.775	1'35.141	260,9	10:38'59.494
4	22.811	27.270	17.999	26.535	1'34.615	260,2	10:40'34.109
5	22.694	27.202	17.971	26.620	1'34.487	263,4	10:42'08.596
6	23.278	28.720	18.490	28.530	1'39.018	262,1	10:43'47.614
7	23.035	47.400	18.920	28.370	1'57.725	264,7	10:45'45.339
8	22.994	27.269	18.136	26.550	1'34.949	258,4	10:47'20.288
9	22.787	27.283	18.053	26.654	1'34.777	258,4	10:48'55.065
10	22.789	27.237	18.003	26.679	1'34.708	257,8	10:50'29.773
11	22.891	29.150	18.455	29.892	1'40.388	259,6	10:52'10.161
12	23.741	56.895	18.624	30.345	2'09.605	261,5	10:54'19.766
13	23.035	27.418	18.026	26.545	1'35.024	257,8	10:55'54.790

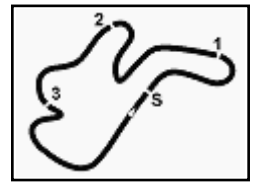
13° 78 H. OKUBO (1'34.226)							
Lap	Seg.1	Seg.2	Seg.3	Seg.4	Lap Time	km/h	Local Time
1							10:35'30.431
2	33.089	27.876	18.108	28.897	1'47.970P		10:37'18.401
3	22.517	27.289	18.227	26.587	1'34.620	265,4	10:38'53.021

17° 84 L. CRESSON (1'34.566)							
Lap	Seg.1	Seg.2	Seg.3	Seg.4	Lap Time	km/h	Local Time
1							10:35'05.916
2	35.959	29.111	18.539	27.538	1'51.147P		10:36'57.063
3	22.754	27.804	18.029	26.505	1'35.092	273,4	10:38'32.155

23/02/2019 P = Pits In/Out - C = Lap Time Cancelled

These data/results cannot be reproduced, stored and/or transmitted in whole or in part by any manner of electronic, mechanical, photocopying, recording, broadcasting or otherwise now known or herein after developed without the previous express consent by the copyright owner, except for reproduction in daily press and regular printed publications on sale to the public within 60 days of the event related to those data/results and always provided that copyright symbol appears together as follows below.

© DORNA WSBK ORGANIZATION Srl 2019



Yamaha Finance Australian Round, 22-24 February 2019

World Supersport - Chronological Analysis Free Practice 3rd Session

Lap	Seg.1	Seg.2	Seg.3	Seg.4	Lap Time	km/h	Local Time
4	22.741	27.759	17.864	26.471	1'34.835	266,7	10:40'06.990
5	22.632	27.561	18.040	26.778	1'35.011	276,9	10:41'42.001
6	22.689	27.573	17.981	26.735	1'34.978	272,0	10:43'16.979
7	24.440	28.925	18.918	2'22.402	3'34.685P	270,0	10:46'51.664
8	34.954	32.900	18.138	26.612	1'52.604P		10:48'44.268
9	22.576	27.503	17.870	26.626	1'34.575	267,3	10:50'18.843
10	22.606	27.413	17.952	26.595	1'34.566	268,7	10:51'53.409
11	22.601	27.461	17.922	26.766	1'34.750	266,0	10:53'28.159
12	22.575	27.555	17.941	26.859	1'34.930	266,7	10:55'03.089

22°		7 T. TOPARIS					
Lap	Seg.1	Seg.2	Seg.3	Seg.4	Lap Time	km/h	Local Time
1							10:35'28.545
2	34.776	28.559	18.406	27.023	1'48.764P		10:37'17.309
3	23.057	27.730	18.809	2'46.250	3'55.846P	257,1	10:41'13.155
4	36.412	27.491	18.147	26.653	1'48.703P		10:43'01.858
5			21.928	2'30.231	4'55.456P	257,1	10:47'57.314
6	35.679	29.875	18.214	26.540	1'50.308P		10:49'47.622
7			20.534	2'42.660	4'49.240P	233,8	10:54'36.862
8	38.048	29.219	18.654	27.360	1'53.281P		10:56'30.143

18°		74 J. VAN SIKKELERUS (1'34.653)					
Lap	Seg.1	Seg.2	Seg.3	Seg.4	Lap Time	km/h	Local Time
1							10:35'09.679
2	34.082	28.855	18.654	27.079	1'48.670P		10:36'58.349
3	23.051	28.170	18.279	26.544	1'36.044	264,1	10:38'34.393
4	22.887	27.634	17.941	26.554	1'35.016	268,0	10:40'09.409
5	22.671	27.476	18.145	26.361	1'34.653	266,0	10:41'44.062
6	22.930	28.482	18.487	4'16.154	5'26.053P	267,3	10:47'10.115
7	34.791	28.040	18.295	26.822	1'47.948P		10:48'58.063
8	22.857	27.825	18.060	26.773	1'35.515	259,6	10:50'33.578
9	22.925	27.834	18.181	27.137	1'36.077	260,9	10:52'09.655
10	24.716	31.050	19.537	27.575	1'42.878	255,3	10:53'52.533
11	23.588	30.370	21.510	28.680	1'44.148	259,0	10:55'36.681

19°		30 G. VAN STRAALLEN (1'34.828)					
Lap	Seg.1	Seg.2	Seg.3	Seg.4	Lap Time	km/h	Local Time
1							10:35'16.839
2	33.644	28.881	18.400	27.305	1'48.230P		10:37'05.069
3	22.849	27.825	18.126	26.804	1'35.604	262,1	10:38'40.673
4	22.784	27.559	18.008	26.575	1'34.926	266,7	10:40'15.599
5	22.530	27.526	18.013	26.759	1'34.828	266,0	10:41'50.427

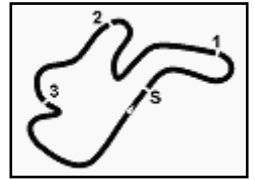
20°		61 G. RUIJ (1'35.096)					
Lap	Seg.1	Seg.2	Seg.3	Seg.4	Lap Time	km/h	Local Time
1							10:35'06.004
2	34.927	29.153	18.161	27.549	1'49.790P		10:36'55.794
3	22.731	27.648	18.153	26.840	1'35.372	262,1	10:38'31.166
4	22.778	27.757	18.072	26.795	1'35.402	267,3	10:40'06.568
5	22.907	27.985	18.190	26.566	1'35.648	266,7	10:41'42.216
6	22.789	27.601	18.126	26.590	1'35.106	271,4	10:43'17.322
7	23.444	29.476	18.879	3'33.045	4'44.844P	267,3	10:48'02.166
8	39.032	28.487	18.294	26.673	1'52.486P		10:49'54.652
9	22.758	27.602	18.110	26.675	1'35.145	262,8	10:51'29.797
10	24.314	32.351	19.412	26.759	1'42.836	262,1	10:53'12.633
11	22.715	27.511	18.152	26.718	1'35.096	263,4	10:54'47.729
12	22.814	27.996	19.338	26.702	1'36.850	261,5	10:56'24.579

21°		10 N. CALERO (1'35.939)					
Lap	Seg.1	Seg.2	Seg.3	Seg.4	Lap Time	km/h	Local Time
1							10:35'12.235
2	34.690	28.762	18.706	27.792	1'49.950P		10:37'02.185
3	23.924	29.011	18.187	27.300	1'38.422	260,9	10:38'40.607
4	23.264	27.884	18.038	27.063	1'36.249	258,4	10:40'16.856
5	23.526	29.591	18.190	27.254	1'38.561	265,4	10:41'55.417
6	22.823	30.731	19.612	27.893	1'41.059	271,4	10:43'36.476
7	22.885	27.775	18.292	26.987	1'35.939	264,1	10:45'12.415
8	27.288	29.603	23.192	28.000	1'48.083	262,8	10:47'00.498
9	22.983	32.159	21.199	3'32.652	4'48.993P	264,7	10:51'49.491
10	36.743	31.057	23.511	30.778	2'02.089P		10:53'51.580
11	24.727	29.450	20.503	29.402	1'44.082	259,0	10:55'35.662

23/02/2019 P = Pits In/Out - C = Lap Time Cancelled

These data/results cannot be reproduced, stored and/or transmitted in whole or in part by any manner of electronic, mechanical, photocopying, recording, broadcasting or otherwise now known or herein after developed without the previous express consent by the copyright owner, except for reproduction in daily press and regular printed publications on sale to the public within 60 days of the event related to those data/results and always provided that copyright symbol appears together as follows below.

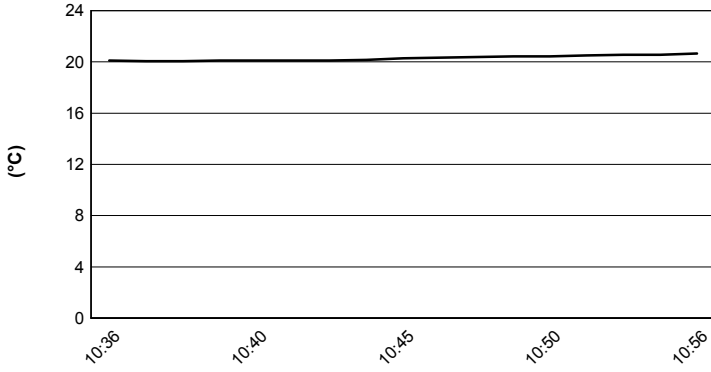
© DORNA WSBK ORGANIZATION Srl 2019



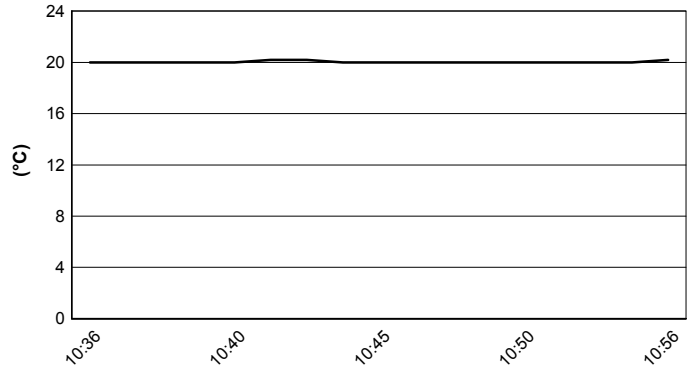
Phillip Island 4.445 m

Yamaha Finance Australian Round, 22-24 February 2019
World Supersport - Weather Report Free Practice 3rd Session
 Session started 10:35 - Session ended 10:56


Air Temperature



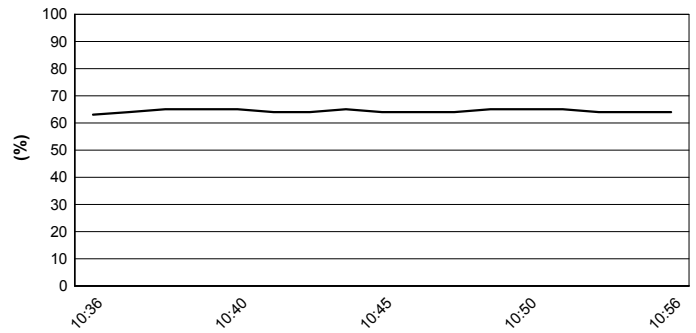
Track Temperature



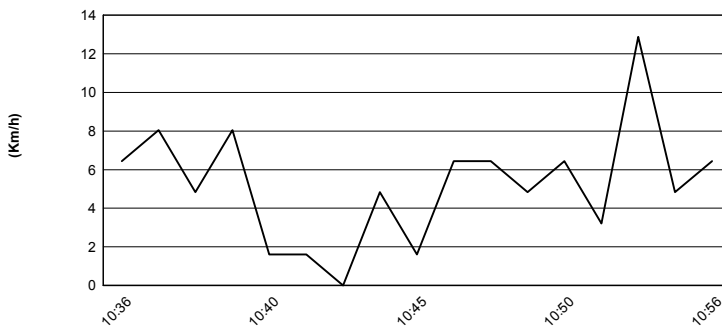
Air Pressure



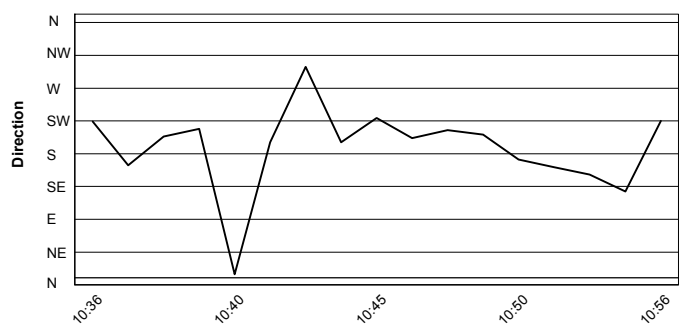
Humidity



Wind Speed



Wind Direction



23/02/2019

These data/results cannot be reproduced, stored and/or transmitted in whole or in part by any manner of electronic, mechanical, photocopying, recording, broadcasting or otherwise now known or herein after developed without the previous express consent by the copyright owner, except for reproduction in daily press and regular printed publications on sale to the public within 60 days of the event related to those data/results and always provided that copyright symbol appears together as follows below.

© DORNA WSBK ORGANIZATION Srl 2019

