

## Yamaha Finance Australian Round, 22-24 February 2019

### World Supersport - Results Warm Up

Phillip Island 4.445 m

1 / 2

No.	Rider	Nat	Team	Bike	Time	Gap	Rel.	Laps	Speed	
									Avg	Max
1	21 R. KRUMMENACHER	SUI	BARDAHL Evan Bros. WorldSSP Team	Yamaha YZF R6	<b>1'32.860</b>			9	172,324	<b>277,6</b>
2	64 F. CARICASULO	ITA	BARDAHL Evan Bros. WorldSSP Team	Yamaha YZF R6	<b>1'33.353</b>	0.493	0.493	9	171,414	<b>274,8</b>
3	3 R. DE ROSA	ITA	MV AGUSTA Reparto Corse	MV Agusta F3 675	<b>1'33.552</b>	0.692	0.199	8	171,049	<b>277,6</b>
4	16 J. CLUZEL	FRA	GMT94 YAMAHA	Yamaha YZF R6	<b>1'33.616</b>	0.756	0.064	9	170,932	<b>273,4</b>
5	32 I. VINALES	ESP	Kallio Racing	Yamaha YZF R6	<b>1'33.898</b>	1.038	0.282	6	170,419	<b>279,8</b>
6	38 H. SOOMER	EST	MPM WILSport Racedays	Honda CBR600RR	<b>1'34.025</b>	1.165	0.127	10	170,189	<b>270,7</b>
7	36 T. GRADINGER	AUT	Kallio Racing	Yamaha YZF R6	<b>1'34.159</b>	1.299	0.134	8	169,947	<b>270,7</b>
8	22 F. FULIGNI	ITA	MV AGUSTA Reparto Corse	MV Agusta F3 675	<b>1'34.216</b>	1.356	0.057	8	169,844	<b>270,7</b>
9	44 L. MAHIAS	FRA	Kawasaki Puccetti Racing	Kawasaki ZX-6R	<b>1'34.286</b>	1.426	0.070	9	169,718	<b>276,2</b>
10	94 C. PEROLARI	FRA	GMT94 YAMAHA	Yamaha YZF R6	<b>1'34.294</b>	1.434	0.008	9	169,703	<b>271,4</b>
11	78 H. OKUBO	JPN	Kawasaki Puccetti Racing	Kawasaki ZX-6R	<b>1'34.559</b>	1.699	0.265	9	169,228	<b>274,1</b>
12	56 P. SEBESTYEN	HUN	CIA Landlord Insurance Honda	Honda CBR600RR	<b>1'34.606</b>	1.746	0.047	9	169,144	<b>273,4</b>
13	61 G. RUIU	ITA	GEMAR - Cioccaria Corse WorldSSP Team	Honda CBR600RR	<b>1'34.707</b>	1.847	0.101	10	168,963	<b>272,0</b>
14	95 J. DANILO	FRA	CIA Landlord Insurance Honda	Honda CBR600RR	<b>1'34.719</b>	1.859	0.012	8	168,942	<b>277,6</b>
15	86 A. BADOVINI	ITA	Team Pedercini Racing	Kawasaki ZX-6R	<b>1'34.950</b>	2.090	0.231	10	168,531	<b>278,4</b>
16	84 L. CRESSON	BEL	Kallio Racing	Yamaha YZF R6	<b>1'35.004</b>	2.144	0.054	9	168,435	<b>279,1</b>
17	74 J. VAN SIKKELERUS	NED	MPM WILSport Racedays	Honda CBR600RR	<b>1'35.234</b>	2.374	0.230	9	168,028	<b>272,0</b>
18	6 M. HERRERA	ESP	MS Racing	Yamaha YZF R6	<b>1'35.254</b>	2.394	0.020	8	167,993	<b>274,8</b>
19	7 T. TOPARIS	AUS	Landbridge Transport Yamaha	Yamaha YZF R6	<b>1'35.281</b>	2.421	0.027	10	167,945	<b>273,4</b>
20	30 G. VAN STRAALLEN	NED	EAB Racing Team	Kawasaki ZX-6R	<b>1'35.548</b>	2.688	0.267	9	167,476	<b>268,7</b>
21	10 N. CALERO	ESP	Orelac Racing VerdNatura	Kawasaki ZX-6R	<b>1'35.592</b>	2.732	0.044	8	167,399	<b>272,7</b>
22	80 H. BARBERA	ESP	Team Toth by Willirace	Yamaha YZF R6				5		<b>269,3</b>

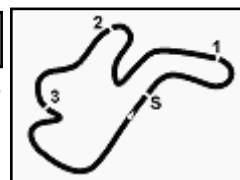
AIR	Humidity:	52%	Temp:	22°C
TRACK	Condition:	Dry	Temp:	19°C

Records	Pole	(QP2)	2013	S.Lowes	1'32.545	172,910	Km/h
	Race	(RC)	2018	S.Cortese	1'33.072	171,930	Km/h
	All Times	(QP1)	2013	S.Lowes	1'32.545	172,910	Km/h

Start 24/02/2019 09:55 End 10:11 The results are provisional until the end of the time limit for protests and appeals and the completion of the technical checks.

These data/results cannot be reproduced, stored and/or transmitted in whole or in part by any manner of electronic, mechanical, photocopying, recording, broadcasting or otherwise now known or herein after developed without the previous express consent by the copyright owner, except for reproduction in daily press and regular printed publications on sale to the public within 60 days of the event related to those data/results and always provided that copyright symbol appears together as follows below.

© DORNA WSBK ORGANIZATION Srl 2019



### Yamaha Finance Australian Round, 22-24 February 2019

### World Supersport - Results Warm Up

#### Session Highlights

Local Time	No. Rider	Description
09.55.00		Start
09.55.06		WorldSSP Pit Intervention Time: 1min 18secs
10.05.36	<b>74 J. VAN SIKKELERUS</b>	Technical Problem - Re-Joined - Turn 1
10.06.46	<b>64 F. CARICASULO</b>	On Asphalt - Re-Joined - Turn 4
10.07.57	<b>32 I. VINALES</b>	Crashed - Turn 12
10.11.56		End Of Session

#### Fastest Laps Sequence

No.	Rider	Nat	Team	Bike	Local Time	Time	Gap	Avg
<b>64</b>	<b>F. CARICASULO</b>	ITA	BARDAHL Evan Bros. WorldSSP Team	Yamaha YZF R6	09:58'27.861	<b>1'34.350</b>		169,603
<b>32</b>	<b>I. VINALES</b>	ESP	Kallio Racing	Yamaha YZF R6	09:58'31.161	<b>1'34.226</b>	-0.124	169,826
<b>21</b>	<b>R. KRUMMENACHER</b>	SUI	BARDAHL Evan Bros. WorldSSP Team	Yamaha YZF R6	09:58'46.222	<b>1'33.446</b>	-0.780	171,243
<b>21</b>	<b>R. KRUMMENACHER</b>	SUI	BARDAHL Evan Bros. WorldSSP Team	Yamaha YZF R6	10:00'19.649	<b>1'33.427</b>	-0.019	171,278
<b>21</b>	<b>R. KRUMMENACHER</b>	SUI	BARDAHL Evan Bros. WorldSSP Team	Yamaha YZF R6	10:01'52.855	<b>1'33.206</b>	-0.221	171,684
<b>21</b>	<b>R. KRUMMENACHER</b>	SUI	BARDAHL Evan Bros. WorldSSP Team	Yamaha YZF R6	10:10'55.109	<b>1'32.860</b>	-0.346	172,324

24/02/2019      Start      End      The results are provisional until the end of the time limit for protests and appeals and the completion of the technical checks.

These data/results cannot be reproduced, stored and/or transmitted in whole or in part by any manner of electronic, mechanical, photocopying, recording, broadcasting or otherwise now known or herein after developed without the previous express consent by the copyright owner, except for reproduction in daily press and regular printed publications on sale to the public within 60 days of the event related to those data/results and always provided that copyright symbol appears together as follows below.

© DORNA WSBK ORGANIZATION Srl 2019

## Yamaha Finance Australian Round, 22-24 February 2019

### World Supersport - Best Sectors & Speed Warm Up

Phillip Island 4.445 m

BEST LAP		
1	21 R. KRUMMENACHER	Yamaha YZF R6 1'32.860
2	64 F. CARICASULO	Yamaha YZF R6 1'33.353
3	3 R. DE ROSA	MV Agusta F3 675 1'33.552
4	16 J. CLUZEL	Yamaha YZF R6 1'33.616
5	32 I. VINALES	Yamaha YZF R6 1'33.898
6	38 H. SOOMER	Honda CBR600RR 1'34.025
7	36 T. GRADINGER	Yamaha YZF R6 1'34.159
8	22 F. FULIGNI	MV Agusta F3 675 1'34.216
9	44 L. MAHIAS	Kawasaki ZX-6R 1'34.286
10	94 C. PEROLARI	Yamaha YZF R6 1'34.294
11	78 H. OKUBO	Kawasaki ZX-6R 1'34.559
12	56 P. SEBESTYEN	Honda CBR600RR 1'34.606
13	61 G. RUIU	Honda CBR600RR 1'34.707
14	95 J. DANILO	Honda CBR600RR 1'34.719
15	86 A. BADOVINI	Kawasaki ZX-6R 1'34.950
16	84 L. CRESSON	Yamaha YZF R6 1'35.004
17	74 J. VAN SIKKELERUS	Honda CBR600RR 1'35.234
18	6 M. HERRERA	Yamaha YZF R6 1'35.254
19	7 T. TOPARIS	Yamaha YZF R6 1'35.281
20	30 G. VAN STRAALEN	Kawasaki ZX-6R 1'35.548
21	10 N. CALERO	Kawasaki ZX-6R 1'35.592
22	80 H. BARBERA	Yamaha YZF R6

SPEED		
1	32 I. VINALES	Yamaha YZF R6 279,8
2	84 L. CRESSON	Yamaha YZF R6 279,1
3	86 A. BADOVINI	Kawasaki ZX-6R 278,4
4	95 J. DANILO	Honda CBR600RR 277,6
5	21 R. KRUMMENACHER	Yamaha YZF R6 277,6
6	3 R. DE ROSA	MV Agusta F3 675 277,6
7	44 L. MAHIAS	Kawasaki ZX-6R 276,2
8	6 M. HERRERA	Yamaha YZF R6 274,8
9	64 F. CARICASULO	Yamaha YZF R6 274,8
10	78 H. OKUBO	Kawasaki ZX-6R 274,1
11	56 P. SEBESTYEN	Honda CBR600RR 273,4
12	16 J. CLUZEL	Yamaha YZF R6 273,4
13	7 T. TOPARIS	Yamaha YZF R6 273,4
14	10 N. CALERO	Kawasaki ZX-6R 272,7
15	74 J. VAN SIKKELERUS	Honda CBR600RR 272,0
16	61 G. RUIU	Honda CBR600RR 272,0
17	94 C. PEROLARI	Yamaha YZF R6 271,4
18	38 H. SOOMER	Honda CBR600RR 270,7
19	22 F. FULIGNI	MV Agusta F3 675 270,7
20	36 T. GRADINGER	Yamaha YZF R6 270,7
21	80 H. BARBERA	Yamaha YZF R6 269,3
22	30 G. VAN STRAALEN	Kawasaki ZX-6R 268,7

SEG. 1			SEG. 2			SEG. 3			SEG. 4		
1	21 R. KRUMMENACHER	22.215	1	64 F. CARICASULO	26.881	1	21 R. KRUMMENACHER	17.595	1	21 R. KRUMMENACHER	26.038
2	64 F. CARICASULO	22.354	2	21 R. KRUMMENACHER	26.948	2	38 H. SOOMER	17.780	2	64 F. CARICASULO	26.081
3	3 R. DE ROSA	22.375	3	3 R. DE ROSA	27.026	3	16 J. CLUZEL	17.782	3	44 L. MAHIAS	26.162
4	38 H. SOOMER	22.435	4	16 J. CLUZEL	27.091	4	3 R. DE ROSA	17.825	4	80 H. BARBERA	26.163
5	16 J. CLUZEL	22.446	5	38 H. SOOMER	27.128	5	64 F. CARICASULO	17.831	5	3 R. DE ROSA	26.168
6	32 I. VINALES	22.496	6	32 I. VINALES	27.151	6	80 H. BARBERA	17.894	6	16 J. CLUZEL	26.218
7	84 L. CRESSON	22.549	7	94 C. PEROLARI	27.154	7	36 T. GRADINGER	17.908	7	32 I. VINALES	26.233
8	61 G. RUIU	22.557	8	22 F. FULIGNI	27.200	8	44 L. MAHIAS	17.910	8	95 J. DANILO	26.319
9	94 C. PEROLARI	22.560	9	36 T. GRADINGER	27.259	9	94 C. PEROLARI	17.938	9	38 H. SOOMER	26.359
10	22 F. FULIGNI	22.570	10	78 H. OKUBO	27.372	10	56 P. SEBESTYEN	17.953	10	36 T. GRADINGER	26.367
11	80 H. BARBERA	22.573	11	80 H. BARBERA	27.375	11	22 F. FULIGNI	17.963	11	56 P. SEBESTYEN	26.399
12	78 H. OKUBO	22.587	12	61 G. RUIU	27.388	12	86 A. BADOVINI	17.966	12	61 G. RUIU	26.401
13	36 T. GRADINGER	22.588	13	95 J. DANILO	27.443	13	32 I. VINALES	17.978	13	6 M. HERRERA	26.438
14	56 P. SEBESTYEN	22.589	14	44 L. MAHIAS	27.449	14	84 L. CRESSON	17.994	14	22 F. FULIGNI	26.444
15	95 J. DANILO	22.592	15	86 A. BADOVINI	27.470	15	61 G. RUIU	18.022	15	86 A. BADOVINI	26.448
16	44 L. MAHIAS	22.632	16	56 P. SEBESTYEN	27.483	16	95 J. DANILO	18.034	16	94 C. PEROLARI	26.484
17	86 A. BADOVINI	22.636	17	6 M. HERRERA	27.566	17	74 J. VAN SIKKELERUS	18.045	17	74 J. VAN SIKKELERUS	26.485
18	7 T. TOPARIS	22.678	18	7 T. TOPARIS	27.582	18	78 H. OKUBO	18.046	18	7 T. TOPARIS	26.505
19	74 J. VAN SIKKELERUS	22.719	19	74 J. VAN SIKKELERUS	27.663	19	7 T. TOPARIS	18.067	19	78 H. OKUBO	26.507
20	10 N. CALERO	22.846	20	84 L. CRESSON	27.698	20	10 N. CALERO	18.137	20	84 L. CRESSON	26.551
21	6 M. HERRERA	22.851	21	30 G. VAN STRAALEN	27.712	21	30 G. VAN STRAALEN	18.160	21	10 N. CALERO	26.660
22	30 G. VAN STRAALEN	22.876	22	10 N. CALERO	27.750	22	6 M. HERRERA	18.225	22	30 G. VAN STRAALEN	26.752

24/02/2019

These data/results cannot be reproduced, stored and/or transmitted in whole or in part by any manner of electronic, mechanical, photocopying, recording, broadcasting or otherwise now known or herein after developed without the previous express consent by the copyright owner, except for reproduction in daily press and regular printed publications on sale to the public within 60 days of the event related to those data/results and always provided that copyright symbol appears together as follows below.

© DORNA WSBK ORGANIZATION Srl 2019

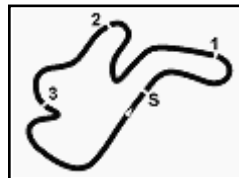
FICR PERUGIA TIMING



Official Tyre Supplier



Official Timekeeper



Phillip Island 4.445 m

## Yamaha Finance Australian Round, 22-24 February 2019

### World Supersport - Ideal Times Warm Up

No.	Rider	Nat	Bike	Seg. 1	Seg. 2	Seg. 3	Seg. 4	Ideal Time			
				Diff. 1	Diff. 2	Diff. 3	Diff. 4	Best Lap	Pos.	Diff.	
1	21 R. KRUMMENACHER	SUI	Yamaha YZF R6	22.215 +0.064	26.948	17.595	26.038	1'32.796	1'32.860	1	0.064
2	64 F. CARICASULO	ITA	Yamaha YZF R6	22.354	26.881 +0.153	17.831 +0.050	26.081 +0.003	1'33.147	1'33.353	2	0.206
3	3 R. DE ROSA	ITA	MV Agusta F3 675	22.375 +0.078	27.026	17.825 +0.005	26.168 +0.075	1'33.394	1'33.552	3	0.158
4	16 J. CLUZEL	FRA	Yamaha YZF R6	22.446	27.091 +0.039	17.782 +0.007	26.218 +0.033	1'33.537	1'33.616	4	0.079
5	38 H. SOOMER	EST	Honda CBR600RR	22.435	27.128 +0.047	17.780 +0.168	26.359 +0.108	1'33.702	1'34.025	6	0.323
6	32 I. VINALES	ESP	Yamaha YZF R6	22.496	27.151	17.978 +0.040	26.233	1'33.858	1'33.898	5	0.040
7	36 T. GRADINGER	AUT	Yamaha YZF R6	22.588 +0.013	27.259	17.908 +0.023	26.367 +0.001	1'34.122	1'34.159	7	0.037
8	94 C. PEROLARI	FRA	Yamaha YZF R6	22.560 +0.038	27.154 +0.076	17.938 +0.044	26.484	1'34.136	1'34.294	10	0.158
9	44 L. MAHIAS	FRA	Kawasaki ZX-6R	22.632 +0.133	27.449	17.910	26.162	1'34.153	1'34.286	9	0.133
10	22 F. FULIGNI	ITA	MV Agusta F3 675	22.570	27.200	17.963	26.444 +0.039	1'34.177	1'34.216	8	0.039
11	61 G. RUIU	ITA	Honda CBR600RR	22.557	27.388	18.022 +0.122	26.401 +0.217	1'34.368	1'34.707	13	0.339
12	95 J. DANILO	FRA	Honda CBR600RR	22.592	27.443	18.034 +0.063	26.319 +0.268	1'34.388	1'34.719	14	0.331
13	56 P. SEBESTYEN	HUN	Honda CBR600RR	22.589 +0.046	27.483 +0.068	17.953 +0.058	26.399 +0.010	1'34.424	1'34.606	12	0.182
14	78 H. OKUBO	JPN	Kawasaki ZX-6R	22.587 +0.047	27.372	18.046	26.507	1'34.512	1'34.559	11	0.047
15	86 A. BADOVINI	ITA	Kawasaki ZX-6R	22.636 +0.156	27.470 +0.044	17.966 +0.097	26.448 +0.133	1'34.520	1'34.950	15	0.430
16	84 L. CRESSON	BEL	Yamaha YZF R6	22.549	27.698	17.994 +0.100	26.551 +0.112	1'34.792	1'35.004	16	0.212
17	7 T. TOPARIS	AUS	Yamaha YZF R6	22.678 +0.267	27.582	18.067 +0.117	26.505 +0.065	1'34.832	1'35.281	19	0.449
18	74 J. VAN SIKKELERUS	NED	Honda CBR600RR	22.719 +0.067	27.663	18.045 +0.189	26.485 +0.066	1'34.912	1'35.234	17	0.322
19	6 M. HERRERA	ESP	Yamaha YZF R6	22.851 +0.048	27.566 +0.121	18.225 +0.005	26.438	1'35.080	1'35.254	18	0.174
20	10 N. CALERO	ESP	Kawasaki ZX-6R	22.846	27.750 +0.199	18.137	26.660	1'35.393	1'35.592	21	0.199
21	30 G. VAN STRAALEN	NED	Kawasaki ZX-6R	22.876 +0.015	27.712	18.160	26.752 +0.033	1'35.500	1'35.548	20	0.048
	80 H. BARBERA	ESP	Yamaha YZF R6	One or more sectors missing							
<b>Overall Ideal Time</b>				22.215	26.881	17.595	26.038	<b>1'32.729</b>			

24/02/2019

These data/results cannot be reproduced, stored and/or transmitted in whole or in part by any manner of electronic, mechanical, photocopying, recording, broadcasting or otherwise now known or herein after developed without the previous express consent by the copyright owner, except for reproduction in daily press and regular printed publications on sale to the public within 60 days of the event related to those data/results and always provided that copyright symbol appears together as follows below.

© DORNA WSBK ORGANIZATION Srl 2019

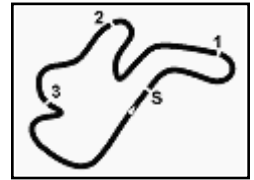
FICR PERUGIA TIMING



Official Tyre Supplier



Official Timekeeper



## Yamaha Finance Australian Round, 22-24 February 2019 World Supersport - Chronological Analysis Warm Up

Phillip Island 4.445 m

1 / 3

1° 21 R. KRUMMENACHER (1'32.860)								6° 38 H. SOOMER (1'34.025)							
Lap	Seg.1	Seg.2	Seg.3	Seg.4	Lap Time	km/h	Local Time	Lap	Seg.1	Seg.2	Seg.3	Seg.4	Lap Time	km/h	Local Time
1							9:55'23.663	1							9:55'17.223
2	35.752	28.868	18.176	26.317	1'49.113P		9:57'12.776	2	34.780	28.110	18.278	26.753	1'47.921P		9:57'05.144
3	22.312	27.260	17.732	26.142	1'33.446	272,0	9:58'46.222	3	23.092	27.690	17.887	26.406	1'35.075	270,7	9:58'40.219
4	22.368	27.162	17.729	26.168	1'33.427	273,4	10:00'19.649	4	22.579	27.273	17.898	26.437	1'34.187	267,3	10:00'14.406
5	<b>22.215</b>	27.077	17.815	26.099	1'33.206	275,5	10:01'52.855	5	22.519	27.290	18.013	26.534	1'34.356	270,0	10:01'48.762
6	22.268	27.125	17.706	26.123	1'33.222	275,5	10:03'26.077	6	22.572	27.720	18.129	26.688	1'35.109	269,3	10:03'23.871
7	22.609	27.645	18.074	26.084	1'34.412	<b>277,6</b>	10:05'00.489	7	22.631	27.280	18.314	26.392	1'34.617	264,1	10:04'58.488
8	22.542	27.048	17.707	1'27.278	2'34.575P	<b>277,6</b>	10:07'35.064	8	22.660	27.299	<b>17.780</b>	26.746	1'34.485	267,3	10:06'32.973
9	35.323	27.555	17.944	26.363	1'47.185P		10:09'22.249	9	22.570	<b>27.128</b>	18.007	<b>26.359</b>	1'34.064	266,0	10:08'07.037
10	22.279	<b>26.948</b>	<b>17.595</b>	<b>26.038</b>	<b>1'32.860</b>	272,0	10:10'55.109	10	22.540	27.307	17.895	<b>26.372</b>	1'34.114	268,0	10:09'41.151
								11	<b>22.435</b>	27.175	17.948	26.467	<b>1'34.025</b>	266,0	10:11'15.176

2° 64 F. CARICASULO (1'33.353)								7° 36 T. GRADINGER (1'34.159)							
Lap	Seg.1	Seg.2	Seg.3	Seg.4	Lap Time	km/h	Local Time	Lap	Seg.1	Seg.2	Seg.3	Seg.4	Lap Time	km/h	Local Time
1							9:55'03.664	1							9:55'05.614
2	37.679	27.570	17.994	26.604	1'49.847P		9:56'53.511	2	37.070	28.182	18.362	27.539	1'51.153P		9:56'56.767
3	23.037	27.327	17.905	<b>26.081</b>	1'34.350	265,4	9:58'27.861	3	33.694	33.400	20.127	3'27.105	4'54.326P	263,4	10:01'51.093
4	22.753	27.040	17.937	26.091	1'33.821	270,0	10:00'01.682	4	35.249	28.068	18.145	26.578	1'48.040P		10:03'39.133
5	22.386	27.166	<b>17.831</b>	26.445	1'33.828	272,0	10:01'35.510	5	22.911	27.496	17.980	26.436	1'34.823	270,0	10:05'13.956
6	22.508	<b>26.881</b>	17.872	26.101	1'33.362	269,3	10:03'08.872	6	22.656	27.529	<b>17.908</b>	<b>26.367</b>	1'34.460	269,3	10:06'48.416
7	22.622	27.326	18.060	1'24.817	2'32.825P	271,4	10:05'41.697	7	22.601	<b>27.259</b>	17.931	26.368	<b>1'34.159</b>	<b>270,7</b>	10:08'22.575
8	43.426	51.560	18.020	26.474	2'19.480P		10:08'01.177	8	22.691	27.413	17.987	26.448	1'34.539	<b>270,7</b>	10:09'57.114
9	<b>22.354</b>	27.034	17.881	26.084	<b>1'33.353</b>	272,7	10:09'34.530	9	<b>22.588</b>	27.321	17.996	26.469	1'34.374	270,0	10:11'31.488
10	22.575	27.406	18.094	26.436	1'34.511	<b>274,8</b>	10:11'09.041								

3° 3 R. DE ROSA (1'33.552)								8° 22 F. FULIGNI (1'34.216)							
Lap	Seg.1	Seg.2	Seg.3	Seg.4	Lap Time	km/h	Local Time	Lap	Seg.1	Seg.2	Seg.3	Seg.4	Lap Time	km/h	Local Time
1							9:56'02.603	1							9:56'04.171
2	34.048	29.565	18.742	1'33.696	2'56.051P		9:58'58.654	2	34.211	28.683	18.430	1'40.114	3'01.438P		9:59'05.609
3	42.714	27.763	18.246	26.675	1'55.398P		10:00'54.052	3	35.405	27.871	18.296	26.835	1'48.407P		10:00'54.016
4	22.533	27.331	18.020	26.256	1'34.140	270,0	10:02'28.192	4	23.019	27.506	18.161	26.478	1'35.164	266,7	10:02'29.180
5	<b>22.375</b>	27.076	<b>17.825</b>	26.396	1'33.672	268,7	10:04'01.864	5	22.710	27.620	18.161	26.491	1'34.982	<b>270,7</b>	10:04'04.162
6	22.406	27.130	17.925	26.191	1'33.652	269,3	10:05'35.516	6	22.603	27.287	18.077	26.450	1'34.417	269,3	10:05'38.579
7	22.581	29.577	20.384	26.432	1'38.974	268,7	10:07'14.490	7	22.645	27.342	18.036	<b>26.444</b>	1'34.467	268,0	10:07'13.046
8	22.453	<b>27.026</b>	17.830	26.243	<b>1'33.552</b>	270,0	10:08'48.042	8	22.574	27.457	18.032	26.742	1'34.805	269,3	10:08'47.851
9	22.543	27.340	18.032	<b>26.168</b>	1'34.083	<b>277,6</b>	10:10'22.125	9	<b>22.570</b>	<b>27.200</b>	<b>17.963</b>	26.483	<b>1'34.216</b>	268,7	10:10'22.067

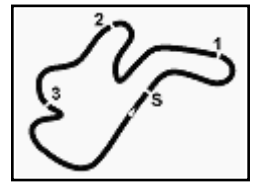
4° 16 J. CLUZEL (1'33.616)								9° 44 L. MAHIAS (1'34.286)							
Lap	Seg.1	Seg.2	Seg.3	Seg.4	Lap Time	km/h	Local Time	Lap	Seg.1	Seg.2	Seg.3	Seg.4	Lap Time	km/h	Local Time
1							9:55'08.332	1							9:55'05.245
2	35.449	28.940	18.193	1'32.423	2'55.005P		9:58'03.337	2	37.552	28.192	18.325	27.064	1'51.133P		9:56'56.378
3	32.124	27.584	18.268	26.383	1'44.359P		9:59'47.696	3	22.658	27.721	17.913	26.464	1'34.756	270,0	9:58'31.134
4	22.564	<b>27.091</b>	<b>17.782</b>	26.273	1'33.710	270,7	10:01'21.406	4	22.765	<b>27.449</b>	<b>17.910</b>	<b>26.162</b>	<b>1'34.286</b>	270,7	10:00'05.420
5	22.507	27.173	17.801	26.346	1'33.827	270,7	10:02'55.233	5	22.676	27.496	18.010	26.697	1'34.879	<b>276,2</b>	10:01'40.299
6	<b>22.446</b>	27.130	17.789	26.251	<b>1'33.616</b>	270,0	10:04'28.849	6	<b>22.632</b>	27.466	18.053	26.551	1'34.702	268,7	10:03'15.001
7	22.538	27.106	17.906	<b>26.218</b>	1'33.768	270,7	10:06'02.617	7	23.024	27.598	18.230	1'33.303	2'42.155P	261,5	10:05'57.156
8	22.785	33.318	18.171	26.784	1'41.058	271,4	10:07'43.675	8	32.754	27.757	18.074	26.545	1'45.130P		10:07'42.286
9	22.633	27.271	18.007	26.297	1'34.208	<b>273,4</b>	10:09'17.883	9	22.687	27.583	18.132	26.598	1'35.000	266,0	10:09'17.286
10	22.574	27.281	17.968	26.428	1'34.251	<b>273,4</b>	10:10'52.134	10	23.943	27.529	18.071	26.682	1'36.225	264,1	10:10'53.511

5° 32 I. VINALES (1'33.898)								10° 94 C. PEROLARI (1'34.294)							
Lap	Seg.1	Seg.2	Seg.3	Seg.4	Lap Time	km/h	Local Time	Lap	Seg.1	Seg.2	Seg.3	Seg.4	Lap Time	km/h	Local Time
1							9:55'06.070	1							9:55'05.321
2	37.465	28.146	18.333	26.921	1'50.865P		9:56'56.935	2	36.878	27.987	18.288	26.877	1'50.030P		9:56'55.351
3	22.579	27.415	<b>17.978</b>	26.254	1'34.226	<b>279,8</b>	9:58'31.161	3	22.565	27.677	17.971	27.230	1'35.443	268,0	9:58'30.794
4	22.516	34.838	18.310	28.480	1'44.144	274,1	10:00'15.305	4	22.598	27.230	17.982	<b>26.484</b>	<b>1'34.294</b>	<b>271,4</b>	10:00'05.088
5	<b>22.496</b>	<b>27.151</b>	18.018	<b>26.233</b>	<b>1'33.898</b>	276,2	10:01'49.203	5	22.633	27.468	18.143	26.917	1'35.161	270,0	10:01'40.249
6	22.683	27.816	18.361	1'33.922	2'42.782P	276,2	10:04'31.985	6	23.142	27.606	18.531	1'56.151	3'05.430P	260,9	10:04'45.679
7	34.665	27.587	18.310	26.472	1'47.034P		10:06'19.019	7	31.884	28.365	18.258	26.596	1'45.103P		10:06'30.782
								8	<b>22.560</b>	27.303	18.141	26.559	1'34.563	266,7	10:08'05.345
								9	22.615	<b>27.154</b>	<b>17.938</b>	26.674	1'34.381	269,3	10:09'39.726

24/02/2019 P = Pits In/Out - C = Lap Time Cancelled

These data/results cannot be reproduced, stored and/or transmitted in whole or in part by any manner of electronic, mechanical, photocopying, recording, broadcasting or otherwise now known or herein after developed without the previous express consent by the copyright owner, except for reproduction in daily press and regular printed publications on sale to the public within 60 days of the event related to those data/results and always provided that copyright symbol appears together as follows below.

© DORNA WSBK ORGANIZATION Srl 2019



Phillip Island 4.445 m

**2 / 3**

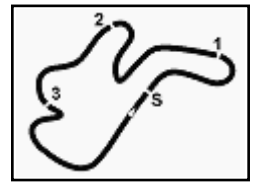
## Yamaha Finance Australian Round, 22-24 February 2019 World Supersport - Chronological Analysis Warm Up

Lap	Seg.1	Seg.2	Seg.3	Seg.4	Lap Time	km/h	Local Time
10	22.656	27.509	18.395	27.802	1'36.362	267,3	10:11'16.088
<b>11° 78 H. OKUBO (1'34.559)</b>							
1							9:55'04.928
2	43.649	31.923	19.099	28.669	2'03.340P		9:57'08.268
3	23.008	27.926	18.259	26.646	1'35.839	270,0	9:58'44.107
4	23.017	27.893	18.147	26.523	1'35.580	271,4	10:00'19.687
5	22.786	27.528	18.197	26.718	1'35.229	273,4	10:01'54.916
6	22.930	27.677	18.193	1'35.582	2'44.382P	<b>274,1</b>	10:04'39.298
7	32.495	27.706	18.204	26.534	1'44.939P		10:06'24.237
8	22.634	<b>27.372</b>	<b>18.046</b>	<b>26.507</b>	<b>1'34.559</b>	269,3	10:07'58.796
9	<b>22.587</b>	27.777	18.240	26.783	1'35.387	273,4	10:09'34.183
10	22.646	27.461	18.097	26.593	1'34.797	268,0	10:11'08.980
<b>12° 56 P. SEBESTYEN (1'34.606)</b>							
1							9:55'06.658
2	37.704	28.985	18.434	26.817	1'51.940P		9:56'58.598
3	22.852	27.836	18.050	<b>26.399</b>	1'35.137	272,0	9:58'33.735
4	22.635	27.551	18.011	26.409	<b>1'34.606</b>	272,0	10:00'08.341
5	22.865	28.193	26.155	26.789	1'44.002	<b>273,4</b>	10:01'52.343
6	22.616	27.650	17.997	26.467	1'34.730	270,0	10:03'27.073
7	22.613	27.588	18.054	26.452	1'34.707	272,7	10:05'01.780
8	22.779	30.302	18.914	27.887	1'39.882	<b>273,4</b>	10:06'41.662
9	<b>22.589</b>	<b>27.483</b>	18.104	26.870	1'35.046	269,3	10:08'16.708
10	22.662	27.487	<b>17.953</b>	26.564	1'34.666	268,7	10:09'51.374
<b>13° 61 G. RUIJU (1'34.707)</b>							
1							9:55'04.989
2	36.703	28.075	18.212	27.621	1'50.611P		9:56'55.600
3	22.606	27.675	<b>18.022</b>	26.595	1'34.898	269,3	9:58'30.498
4	22.781	27.628	18.040	26.422	1'34.871	264,7	10:00'05.369
5	22.802	27.705	18.073	<b>26.401</b>	1'34.981	268,0	10:01'40.350
6	23.181	27.644	18.359	26.764	1'35.948	269,3	10:03'16.298
7	22.712	27.545	18.362	26.616	1'35.235	265,4	10:04'51.533
8	24.087	30.899	19.348	27.272	1'41.606	263,4	10:06'33.139
9	<b>22.557</b>	<b>27.388</b>	18.144	26.618	<b>1'34.707</b>	<b>272,0</b>	10:08'07.846
10	22.696	27.587	18.157	26.720	1'35.160	265,4	10:09'43.006
11	23.864	41.375	19.031	27.138	1'51.408	264,7	10:11'34.414
<b>14° 95 J. DANILO (1'34.719)</b>							
1							9:55'07.722
2	39.722	28.542	18.389	26.596	1'53.249P		9:57'01.021
3	22.902	27.647	<b>18.034</b>	<b>26.319</b>	1'34.902	272,0	9:58'35.923
4	22.890	27.499	18.040	26.516	1'34.945	275,5	10:00'10.868
5	<b>22.592</b>	<b>27.443</b>	18.097	26.587	<b>1'34.719</b>	<b>277,6</b>	10:01'45.587
6	22.887	27.536	18.280	1'38.101	2'46.804P	268,0	10:04'32.391
7	32.685	27.701	18.277	26.641	1'45.304P		10:06'17.695
8	22.969	27.773	18.289	26.662	1'35.693	266,7	10:07'53.388
9	22.797	27.603	18.148	26.742	1'35.290	268,0	10:09'28.678
<b>15° 86 A. BADOVINI (1'34.950)</b>							
1							9:55'07.862
2	37.165	28.823	18.466	26.908	1'51.362P		9:56'59.224
3	<b>22.636</b>	27.934	18.037	26.698	1'35.305	<b>278,4</b>	9:58'34.529
4	23.021	27.654	<b>17.966</b>	26.898	1'37.539	272,0	10:00'12.068
5	24.213	29.557	18.185	26.652	1'38.607	270,7	10:01'50.675
6	22.726	27.743	18.035	<b>26.448</b>	1'34.952	268,0	10:03'25.627
<b>16° 84 L. CRESSON (1'35.004)</b>							
1							9:55'07.300
2	37.388	28.817	18.447	26.922	1'51.574P		9:56'58.874
3	22.687	28.021	18.081	26.708	1'35.497	<b>279,1</b>	9:58'34.371
4	22.768	27.850	<b>17.994</b>	<b>26.551</b>	1'35.163	277,6	10:00'09.534
5	<b>22.549</b>	<b>27.698</b>	18.094	26.663	<b>1'35.004</b>	276,9	10:01'44.538
6	24.859	34.012	18.184	26.719	1'43.774	271,4	10:03'28.312
7	22.663	27.752	18.225	26.744	1'35.384	275,5	10:05'03.696
8	22.949	34.740	21.018	26.869	1'45.576	274,1	10:06'49.272
9	22.709	27.952	18.048	26.761	1'35.470	273,4	10:08'24.742
10	22.856	27.748	18.040	26.806	1'35.450	271,4	10:10'00.192
<b>17° 74 J. VAN SIKKELERUS (1'35.234)</b>							
1							9:55'06.119
2	37.260	28.565	18.491	27.044	1'51.360P		9:56'57.479
3	22.899	27.888	18.176	<b>26.485</b>	1'35.448	<b>272,0</b>	9:58'32.927
4	22.786	<b>27.663</b>	18.234	26.551	<b>1'35.234</b>	268,7	10:00'08.161
5	22.807	28.252	21.004	26.816	1'38.879	267,3	10:01'47.040
6	23.313	29.504	18.440	26.757	1'38.014	265,4	10:03'25.054
7	22.875	27.831	<b>18.045</b>	26.581	1'35.332	266,0	10:05'00.386
8	47.455	29.502	19.223	28.017	2'04.197	268,0	10:07'04.583
9	23.004	29.812	18.975	32.734	1'44.525	262,8	10:08'49.108
10	<b>22.719</b>	27.911	18.253	26.798	1'35.681	265,4	10:10'24.789
<b>18° 6 M. HERRERA (1'35.254)</b>							
1							9:55'09.287
2	38.371	28.714	18.340	26.955	1'52.380P		9:57'01.667
3	22.899	27.687	18.230	<b>26.438</b>	<b>1'35.254</b>	274,1	9:58'36.921
4	22.971	27.757	<b>18.225</b>	26.481	1'35.434	<b>274,8</b>	10:00'12.355
5	<b>22.851</b>	<b>27.566</b>	18.376	26.510	1'35.303	274,1	10:01'47.658
6	22.952	28.262	18.541	2'05.364	3'15.119P	274,1	10:05'02.777
7	35.448	28.060	18.334	26.608	1'48.450P		10:06'51.227
8	22.952	27.604	18.539	26.654	1'35.749	270,7	10:08'26.976
9	22.981	27.711	18.356	26.649	1'35.697	271,4	10:10'02.673
<b>19° 7 T. TOPARIS (1'35.281)</b>							
1							9:55'07.338
2	37.215	29.117	18.435	27.024	1'51.791P		9:56'59.129
3	22.882	27.958	<b>18.067</b>	<b>26.505</b>	1'35.412	<b>273,4</b>	9:58'34.541
4	23.196	27.753	18.121	26.627	1'35.697	271,4	10:00'10.238
5	22.890	28.026	18.283	26.523	1'35.722	270,0	10:01'45.960
6	23.716	27.904	18.391	26.858	1'36.869	268,0	10:03'22.829
7	22.921	27.844	18.274	26.599	1'35.638	262,1	10:04'58.467
8	22.945	<b>27.582</b>	18.184	26.570	<b>1'35.281</b>	264,7	10:06'33.748
9	<b>22.678</b>	27.662	18.262	26.765	1'35.367	267,3	10:08'09.115
10	22.723	27.601	18.349	26.809	1'35.482	266,7	10:09'44.597
11	23.037	27.855	18.436	26.896	1'36.224	264,1	10:11'20.821
<b>20° 30 G. VAN STRAALLEN (1'35.548)</b>							
1							9:55'13.936
2	35.004	29.377	18.501	27.740	1'50.622P		9:57'04.558

24/02/2019 P = Pits In/Out - C = Lap Time Cancelled

These data/results cannot be reproduced, stored and/or transmitted in whole or in part by any manner of electronic, mechanical, photocopying, recording, broadcasting or otherwise now known or herein after developed without the previous express consent by the copyright owner, except for reproduction in daily press and regular printed publications on sale to the public within 60 days of the event related to those data/results and always provided that copyright symbol appears together as follows below.

© DORNA WSBK ORGANIZATION Srl 2019



## Yamaha Finance Australian Round, 22-24 February 2019 World Supersport - Chronological Analysis Warm Up

3	23.559	28.604	18.331	27.046	1'37.540	265,4	9:58'42.098
4	23.159	27.850	18.384	27.058	1'36.451	266,7	10:00'18.549
5	22.986	27.981	18.209	26.884	1'36.060	<b>268,7</b>	10:01'54.609
6	22.891	<b>27.712</b>	<b>18.160</b>	26.785	<b>1'35.548</b>	268,0	10:03'30.157
7	23.314	28.367	18.729	1'27.537	2'37.947P	267,3	10:06'08.104
8	35.762	28.770	18.559	27.119	1'50.210P		10:07'58.314
9	<b>22.876</b>	27.793	18.352	27.123	1'36.144	264,7	10:09'34.458
10	23.044	27.912	18.198	<b>26.752</b>	1'35.906	268,0	10:11'10.364

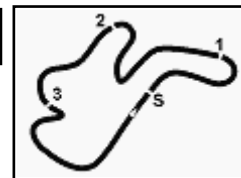
21°		10 N. CALERO (1'35.592)					
Lap	Seg.1	Seg.2	Seg.3	Seg.4	Lap Time	km/h	Local Time
1							9:55'08.234
2	37.044	28.943	18.475	26.873	1'51.335P		9:56'59.569
3	<b>22.846</b>	27.949	<b>18.137</b>	<b>26.660</b>	<b>1'35.592</b>	270,0	9:58'35.161
4	22.922	<b>27.750</b>	18.157	26.827	1'35.656	<b>272,7</b>	10:00'10.817
5	22.877	27.916	18.375	26.690	1'35.858	<b>272,7</b>	10:01'46.675
6	23.364	28.378	18.434	27.022	1'37.198	269,3	10:03'23.873
7	22.986	27.823	18.232	27.152	1'36.193	257,8	10:05'00.066
8	24.821	28.847	18.425	27.120	1'39.213	266,7	10:06'39.279
9	22.884	28.010	18.764	1'22.431	2'32.089P	268,0	10:09'11.368

22°		80 H. BARBERA					
Lap	Seg.1	Seg.2	Seg.3	Seg.4	Lap Time	km/h	Local Time
1							9:55'12.873
2	35.251	28.409	18.283	3'02.326	4'24.269P		9:59'37.142
3	33.432	28.895	18.001	26.463	1'46.791P		10:01'23.933
4	22.899	27.535	18.075	1'46.500	2'55.009P	<b>269,3</b>	10:04'18.942
5	33.924	27.448	<b>17.894</b>	<b>26.163</b>	1'45.429P		10:06'04.371
6	<b>22.573</b>	<b>27.375</b>	17.953	1'38.912	2'46.813P	<b>269,3</b>	10:08'51.184

24/02/2019 P = Pits In/Out - C = Lap Time Cancelled

These data/results cannot be reproduced, stored and/or transmitted in whole or in part by any manner of electronic, mechanical, photocopying, recording, broadcasting or otherwise now known or herein after developed without the previous express consent by the copyright owner, except for reproduction in daily press and regular printed publications on sale to the public within 60 days of the event related to those data/results and always provided that copyright symbol appears together as follows below.

© DORNA WSBK ORGANIZATION Srl 2019



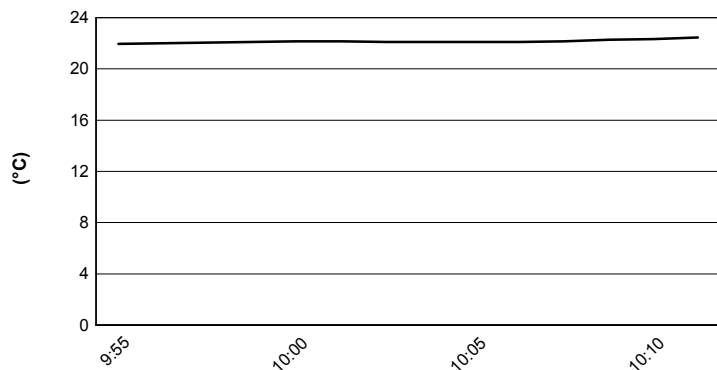
Phillip Island 4.445 m

Yamaha Finance Australian Round, 22-24 February 2019

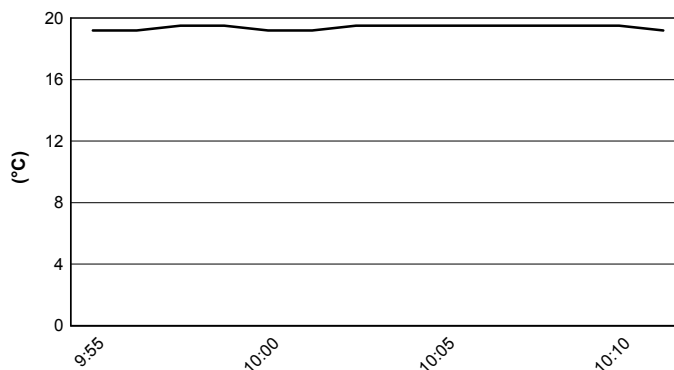
World Supersport - Weather Report Warm Up

Session started 09:55 - Session ended 10:11

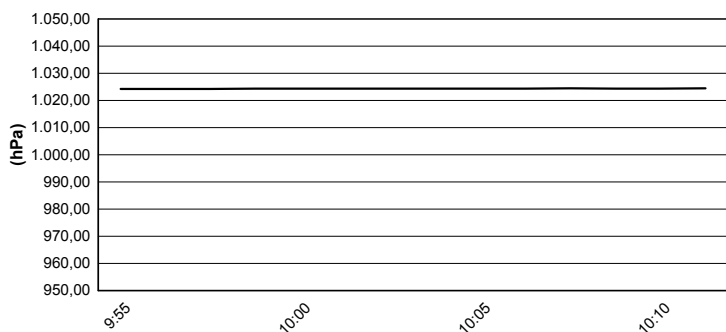
### Air Temperature



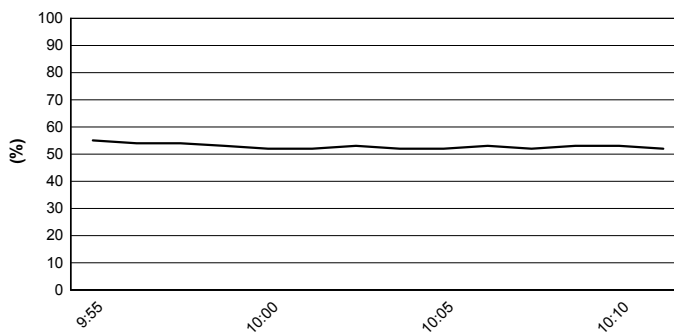
### Track Temperature



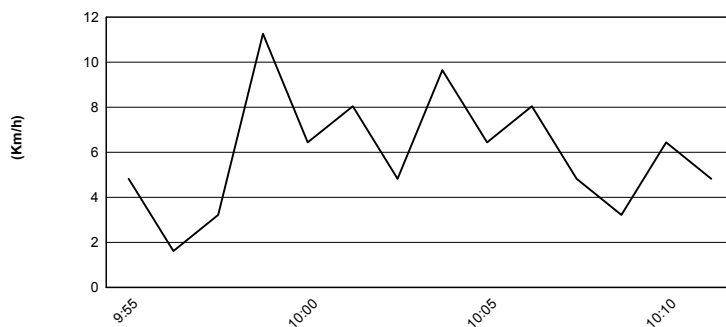
### Air Pressure



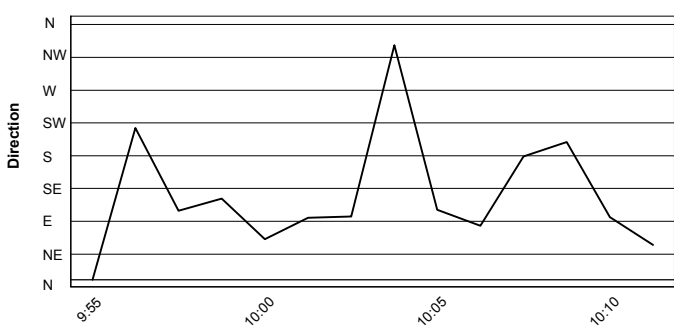
### Humidity



### Wind Speed



### Wind Direction



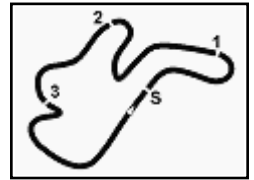
24/02/2019

These data/results cannot be reproduced, stored and/or transmitted in whole or in part by any manner of electronic, mechanical, photocopying, recording, broadcasting or otherwise now known or herein after developed without the previous express consent by the copyright owner, except for reproduction in daily press and regular printed publications on sale to the public within 60 days of the event related to those data/results and always provided that copyright symbol appears together as follows below.

© DORNA WSBK ORGANIZATION Srl 2019







Phillip Island 4.445 m

**Yamaha Finance Australian Round, 22-24 February 2019**  
**World Supersport - Starting Grid**  
16 Laps x 4,445 km = 71,120 km

1	64 <b>CARICASULO F.</b> Yamaha 1'32.604	2	21 <b>KRUMMENACHER R.</b> Yamaha 1'32.683	3	16 <b>CLUZEL J.</b> Yamaha 1'33.143	
2	4	3 <b>DE ROSA R.</b> MV Agusta 1'33.254	5	22 <b>FULIGNI F.</b> MV Agusta 1'33.394	6	36 <b>GRADINGER T.</b> Yamaha 1'33.599
3	7	80 <b>BARBERA H.</b> Yamaha 1'33.621	8	78 <b>OKUBO H.</b> Kawasaki 1'33.756	9	44 <b>MAHIAS L.</b> Kawasaki 1'33.804
4	10	38 <b>SOOMER H.</b> Honda 1'33.838	11	32 <b>VINALES I.</b> Yamaha 1'33.924	12	95 <b>DANILO J.</b> Honda 1'34.052
5	13	56 <b>SEBESTYEN P.</b> Honda 1'34.185	14	94 <b>PEROLARI C.</b> Yamaha 1'34.192	15	7 <b>TOPARIS T.</b> Yamaha 1'34.448
6	16	61 <b>RUIU G.</b> Honda 1'34.509	17	86 <b>BADOVINI A.</b> Kawasaki 1'34.575	18	6 <b>HERRERA M.</b> Yamaha 1'34.575
7	19	84 <b>CRESSON L.</b> Yamaha 1'34.765	20	74 <b>VAN SIKKELERUS J</b> Honda 1'34.870	21	10 <b>CALERO N.</b> Kawasaki 1'35.101
8	22	30 <b>VAN STRAALLEN G.</b> Kawasaki 1'35.322				

24/02/2019 Jury President .....

These data/results cannot be reproduced, stored and/or transmitted in whole or in part by any manner of electronic, mechanical, photocopying, recording, broadcasting or otherwise now known or herein after developed without the previous express consent by the copyright owner, except for reproduction in daily press and regular printed publications on sale to the public within 60 days of the event related to those data/results and always provided that copyright symbol appears together as follows below.

© DORNA WSBK ORGANIZATION Srl 2019

**FKR PERUGIA TIMING**



Official Tyre Supplier



Official Timekeeper