

## Motocard Aragon Round, 5-7 April 2019

### Biographical Entry List

MotorLand Aragon 5.077 m

No.	Rider (Abbreviation)	Nat	Bike Team	Wins 2019	Podiums 2019	Pole 2019	Races 2019	Tyres	Class
Age	Date of Birth	Place of Birth							
1	<b>1</b> <b>REA Jonathan</b> (Rea) 32 02/02/1987	GBR	<b>Kawasaki ZX-10RR</b> Kawasaki Racing Team WorldSBK	71	140	17	249	Pirelli	
					6	1	6		
2	<b>2</b> <b>CAMIER Leon</b> (Cam) 32 04/08/1986	GBR	<b>Honda CBR1000RR</b> Moriwaki Althea Honda Team		9		210	Pirelli	
							5		
3	<b>7</b> <b>DAVIES Chaz</b> (Dav) 32 10/02/1987	GBR	<b>Ducati Panigale V4 R</b> ARUBA.IT Racing - Ducati	29	79	6	183	Pirelli	
							6		
4	<b>11</b> <b>CORTESE Sandro</b> (Cor) 29 06/01/1990	GER	<b>Yamaha YZF R1</b> GRT Yamaha WorldSBK				6	Pirelli	IND
							6		
5	<b>19</b> <b>BAUTISTA Alvaro</b> (Bau) 34 21/11/1984	ESP	<b>Ducati Panigale V4 R</b> ARUBA.IT Racing - Ducati	6	6	1	6	Pirelli	
				6	6	1	6		
6	<b>21</b> <b>RINALDI Michael Ruben</b> (Rin) 23 21/12/1995	ITA	<b>Ducati Panigale V4 R</b> BARNI Racing Team				22	Pirelli	IND
							6		
7	<b>22</b> <b>LOWES Alex</b> (Low) 28 14/09/1990	GBR	<b>Yamaha YZF R1</b> Pata Yamaha WorldSBK Team	1	14	1	135	Pirelli	
					3		6		
8	<b>23</b> <b>KIYONARI Ryuichi</b> (Kiy) 36 23/09/1982	JPN	<b>Honda CBR1000RR</b> Moriwaki Althea Honda Team	3	6		59	Pirelli	
							6		
9	<b>28</b> <b>REITERBERGER Markus</b> (Rei) 25 09/03/1994	GER	<b>BMW S1000 RR</b> BMW Motorrad WorldSBK Team				44	Pirelli	
							6		
10	<b>33</b> <b>MELANDRI Marco</b> (Mel) 36 07/08/1982	ITA	<b>Yamaha YZF R1</b> GRT Yamaha WorldSBK	22	73	4	159	Pirelli	IND
					1		6		
11	<b>36</b> <b>MERCADO Leandro</b> (Mer) 27 15/02/1992	ARG	<b>Kawasaki ZX-10RR</b> Orelac Racing VerdNatura				91	Pirelli	IND
							6		
12	<b>50</b> <b>LAVERTY Eugene</b> (Lav) 32 03/06/1986	IRL	<b>Ducati Panigale V4 R</b> Team GoEleven	13	35	3	157	Pirelli	IND
							6		
13	<b>52</b> <b>DELBIANCO Alessandro</b> (Del) 21 31/07/1997	ITA	<b>Honda CBR1000RR</b> Althea Mie Racing Team				6	Pirelli	IND
							6		
14	<b>54</b> <b>RAZGATLIOGLU Toprak</b> (Raz) 22 16/10/1996	TUR	<b>Kawasaki ZX-10RR</b> Turkish Puccetti Racing		2		30	Pirelli	IND
							6		
15	<b>60</b> <b>VAN DER MARK Michael</b> (vdM) 26 26/10/1992	NED	<b>Yamaha YZF R1</b> Pata Yamaha WorldSBK Team	2	21	1	109	Pirelli	
							6		
16	<b>66</b> <b>SYKES Tom</b> (Syk) 33 19/08/1985	GBR	<b>BMW S1000 RR</b> BMW Motorrad WorldSBK Team	34	108	48	265	Pirelli	
							6		
17	<b>81</b> <b>TORRES Jordi</b> (Tor) 31 27/08/1987	ESP	<b>Kawasaki ZX-10RR</b> Team Pedercini Racing	1	4		105	Pirelli	IND
							6		
18	<b>91</b> <b>HASLAM Leon</b> (Has) 35 31/05/1983	GBR	<b>Kawasaki ZX-10RR</b> Kawasaki Racing Team WorldSBK	5	41	3	223	Pirelli	
					2		6		

05/04/2019

\* = Wild Card

\*\* = One Event

These data/results cannot be reproduced, stored and/or transmitted in whole or in part by any manner of electronic, mechanical, photocopying, recording, broadcasting or otherwise now known or herein after developed without the previous express consent by the copyright owner, except for reproduction in daily press and regular printed publications on sale to the public within 60 days of the event related to those data/results and always provided that copyright symbol appears together as follows below.

© DORNA WSBK ORGANIZATION Srl 2019

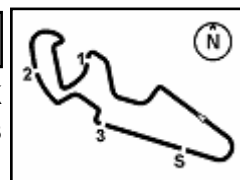
FIKX PERUGIA TIMING



Official Tyre Supplier



Official Timekeeper



## Motocard Aragon Round, 5-7 April 2019

### Results Free Practice 1st Session

MotorLand Aragon 5.077 m

1 / 2

No.	Rider	Nat	Team	Bike	Class	Time	Gap	Rel.	Laps	Speed	
										Avg	Max
1	19 A. BAUTISTA	ESP	ARUBA.IT Racing - Ducati	Ducati Panigale V4 R		<b>1'49.692</b>			19	166,623	<b>311,2</b>
2	22 A. LOWES	GBR	Pata Yamaha WorldSBK Team	Yamaha YZF R1		<b>1'50.819</b>	1.127	1.127	17	164,928	<b>306,8</b>
3	1 J. REA	GBR	Kawasaki Racing Team WorldSBK	Kawasaki ZX-10RR		<b>1'50.841</b>	1.149	0.022	14	164,896	<b>303,4</b>
4	7 C. DAVIES	GBR	ARUBA.IT Racing - Ducati	Ducati Panigale V4 R		<b>1'50.920</b>	1.228	0.079	17	164,778	<b>307,7</b>
5	91 L. HASLAM	GBR	Kawasaki Racing Team WorldSBK	Kawasaki ZX-10RR		<b>1'50.985</b>	1.293	0.065	18	164,682	<b>308,6</b>
6	50 E. LAVERTY	IRL	Team GoEleven	Ducati Panigale V4 R	IND	<b>1'51.069</b>	1.377	0.084	16	164,557	<b>303,4</b>
7	66 T. SYKES	GBR	BMW Motorrad WorldSBK Team	BMW S1000 RR		<b>1'51.215</b>	1.523	0.146	11	164,341	<b>300,8</b>
8	60 M. VAN DER MARK	NED	Pata Yamaha WorldSBK Team	Yamaha YZF R1		<b>1'51.308</b>	1.616	0.093	18	164,204	<b>305,1</b>
9	11 S. CORTESE	GER	GRT Yamaha WorldSBK	Yamaha YZF R1	IND	<b>1'51.427</b>	1.735	0.119	15	164,028	<b>303,4</b>
10	81 J. TORRES	ESP	Team Pedercini Racing	Kawasaki ZX-10RR	IND	<b>1'51.679</b>	1.987	0.252	11	163,658	<b>299,2</b>
11	54 T. RAZGATLIOGLU	TUR	Turkish Puccetti Racing	Kawasaki ZX-10RR	IND	<b>1'51.839</b>	2.147	0.160	16	163,424	<b>298,3</b>
12	28 M. REITERBERGER	GER	BMW Motorrad WorldSBK Team	BMW S1000 RR		<b>1'51.993</b>	2.301	0.154	16	163,199	<b>296,7</b>
13	36 L. MERCADO	ARG	Orelac Racing VerdNatura	Kawasaki ZX-10RR	IND	<b>1'52.410</b>	2.718	0.417	16	162,594	<b>292,7</b>
14	33 M. MELANDRI	ITA	GRT Yamaha WorldSBK	Yamaha YZF R1	IND	<b>1'52.429</b>	2.737	0.019	17	162,567	<b>307,7</b>
15	21 M. RINALDI	ITA	BARNI Racing Team	Ducati Panigale V4 R	IND	<b>1'52.710</b>	3.018	0.281	14	162,161	<b>305,9</b>
16	2 L. CAMIER	GBR	Moriwaki Althea Honda Team	Honda CBR1000RR		<b>1'53.505</b>	3.813	0.795	18	161,026	<b>298,3</b>
17	23 R. KIYONARI	JPN	Moriwaki Althea Honda Team	Honda CBR1000RR		<b>1'53.814</b>	4.122	0.309	17	160,588	<b>300,0</b>
18	52 A. DELBIANCO	ITA	Althea Mie Racing Team	Honda CBR1000RR	IND	<b>1'54.890</b>	5.198	1.076	15	159,084	<b>288,0</b>

Qualifying Lap Time (107% of 1'49.692): **1'57.371**

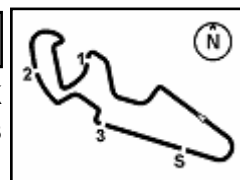
AIR	Humidity:	67%	Temp:	11°C
TRACK	Condition:	Dry	Temp:	15°C

Records	Pole	(SP2)	2017	C.Davies	1'49.319	167,190	Km/h
	Race	(RC1)	2016	C.Davies	1'50.421	165,520	Km/h
	All Times	(SP2)	2017	C.Davies	1'49.319	167,190	Km/h

Start 05/04/2019 10:35 End 11:27 The results are provisional until the end of the time limit for protests and appeals and the completion of the technical checks.

These data/results cannot be reproduced, stored and/or transmitted in whole or in part by any manner of electronic, mechanical, photocopying, recording, broadcasting or otherwise now known or herein after developed without the previous express consent by the copyright owner, except for reproduction in daily press and regular printed publications on sale to the public within 60 days of the event related to those data/results and always provided that copyright symbol appears together as follows below.

© DORNA WSBK ORGANIZATION Srl 2019



## Motocard Aragon Round, 5-7 April 2019

### Results Free Practice 1st Session

#### Session Highlights

Local Time	No. Rider	Description
10.35.00		Start
10.37.02	21 M. RINALDI	On Asphalt - Re-Joined - Turn 8
10.38.43	54 T. RAZGATLIOGLU	On Asphalt - Re-Joined - Turn 12
10.39.09		DROPS of RAIN in Sector 1
10.41.36		DROPS of RAIN in Sector 4
10.49.01	54 T. RAZGATLIOGLU	On Asphalt - Re-Joined - Turn 1
10.52.22	66 T. SYKES	On Asphalt - Re-Joined - Turn 1
10.53.49		WorldSBK Pit Intervention Time: 56secs
10.58.18		DROPS of RAIN in Sector 2
11.03.25	7 C. DAVIES	On Asphalt - Re-Joined - Turn 1
11.04.10	11 S. CORTESE	On Asphalt - Re-Joined - Turn 5
11.05.18	28 M. REITERBERGER	On Asphalt - Re-Joined - Turn 12
11.07.09	1 J. REA	On Asphalt - Re-Joined - Turn 14
11.08.13	66 T. SYKES	On Asphalt - Re-Joined - Turn 1
11.10.00	36 L. MERCADO	On the Gravel - Re-Joined - Turn 12
11.10.36	7 C. DAVIES	On Asphalt - Re-Joined - Turn 1
11.11.58	54 T. RAZGATLIOGLU	On Asphalt - Re-Joined - Turn 1
11.12.43	28 M. REITERBERGER	On Asphalt - Re-Joined - Turn 12
11.19.55	23 R. KIYONARI	On Asphalt - Re-Joined - Turn 1
11.20.37	1 J. REA	On Asphalt - Re-Joined - Turn 12
11.21.55	52 A. DELBIANCO	On Asphalt - Re-Joined - Turn 1
11.24.07	19 A. BAUTISTA	On Asphalt - Re-Joined - Turn 12
11.24.17	50 E. LAVERTY	On Asphalt - Re-Joined - Turn 12
11.25.27	36 L. MERCADO	On Asphalt - Re-Joined - Turn 1
11.26.41		WorldSSP FP1 Pit Lane Will Open at 11.35
11.27.47		End Of Session

#### Fastest Laps Sequence

No.	Rider	Nat	Team	Bike	Local Time	Time	Gap	Avg
28	M. REITERBERGER	GER	BMW Motorrad WorldSBK Team	BMW S1000 RR	10:38'51.074	<b>1'54.302</b>		159,903
19	A. BAUTISTA	ESP	ARUBA.IT Racing - Ducati	Ducati Panigale V4 R	10:39'22.831	<b>1'52.486</b>	-1.816	162,484
7	C. DAVIES	GBR	ARUBA.IT Racing - Ducati	Ducati Panigale V4 R	10:39'41.564	<b>1'52.429</b>	-0.057	162,567
19	A. BAUTISTA	ESP	ARUBA.IT Racing - Ducati	Ducati Panigale V4 R	10:41'14.674	<b>1'51.843</b>	-0.586	163,418
19	A. BAUTISTA	ESP	ARUBA.IT Racing - Ducati	Ducati Panigale V4 R	10:43'06.102	<b>1'51.428</b>	-0.415	164,027
19	A. BAUTISTA	ESP	ARUBA.IT Racing - Ducati	Ducati Panigale V4 R	10:44'57.374	<b>1'51.272</b>	-0.156	164,257
1	J. REA	GBR	Kawasaki Racing Team WorldSBK	Kawasaki ZX-10RR	10:49'43.272	<b>1'50.947</b>	-0.325	164,738
19	A. BAUTISTA	ESP	ARUBA.IT Racing - Ducati	Ducati Panigale V4 R	11:06'56.020	<b>1'50.835</b>	-0.112	164,905
19	A. BAUTISTA	ESP	ARUBA.IT Racing - Ducati	Ducati Panigale V4 R	11:22'29.680	<b>1'50.152</b>	-0.683	165,927
19	A. BAUTISTA	ESP	ARUBA.IT Racing - Ducati	Ducati Panigale V4 R	11:26'28.780	<b>1'49.692</b>	-0.460	166,623

Start 05/04/2019 10:35 End 11:27 The results are provisional until the end of the time limit for protests and appeals and the completion of the technical checks.

These data/results cannot be reproduced, stored and/or transmitted in whole or in part by any manner of electronic, mechanical, photocopying, recording, broadcasting or otherwise now known or herein after developed without the previous express consent by the copyright owner, except for reproduction in daily press and regular printed publications on sale to the public within 60 days of the event related to those data/results and always provided that copyright symbol appears together as follows below.

© DORNA WSBK ORGANIZATION Srl 2019

## Motocard Aragon Round, 5-7 April 2019 Best Sectors & Speed Free Practice 1st Session

MotorLand Aragon 5.077 m

BEST LAP			
1	19 A. BAUTISTA	Ducati Panigale V4 R	1'49.692
2	22 A. LOWES	Yamaha YZF R1	1'50.819
3	1 J. REA	Kawasaki ZX-10RR	1'50.841
4	7 C. DAVIES	Ducati Panigale V4 R	1'50.920
5	91 L. HASLAM	Kawasaki ZX-10RR	1'50.985
6	50 E. LAVERTY	Ducati Panigale V4 R	1'51.069
7	66 T. SYKES	BMW S1000 RR	1'51.215
8	60 M. VAN DER MARK	Yamaha YZF R1	1'51.308
9	11 S. CORTESE	Yamaha YZF R1	1'51.427
10	81 J. TORRES	Kawasaki ZX-10RR	1'51.679
11	54 T. RAZGATLIOGLU	Kawasaki ZX-10RR	1'51.839
12	28 M. REITERBERGER	BMW S1000 RR	1'51.993
13	36 L. MERCADO	Kawasaki ZX-10RR	1'52.410
14	33 M. MELANDRI	Yamaha YZF R1	1'52.429
15	21 M. RINALDI	Ducati Panigale V4 R	1'52.710
16	2 L. CAMIER	Honda CBR1000RR	1'53.505
17	23 R. KIYONARI	Honda CBR1000RR	1'53.814
18	52 A. DELBIANCO	Honda CBR1000RR	1'54.890

SPEED			
1	19 A. BAUTISTA	Ducati Panigale V4 R	311,2
2	91 L. HASLAM	Kawasaki ZX-10RR	308,6
3	7 C. DAVIES	Ducati Panigale V4 R	307,7
4	33 M. MELANDRI	Yamaha YZF R1	307,7
5	22 A. LOWES	Yamaha YZF R1	306,8
6	21 M. RINALDI	Ducati Panigale V4 R	305,9
7	60 M. VAN DER MARK	Yamaha YZF R1	305,1
8	50 E. LAVERTY	Ducati Panigale V4 R	303,4
9	1 J. REA	Kawasaki ZX-10RR	303,4
10	11 S. CORTESE	Yamaha YZF R1	303,4
11	66 T. SYKES	BMW S1000 RR	300,8
12	23 R. KIYONARI	Honda CBR1000RR	300,0
13	81 J. TORRES	Kawasaki ZX-10RR	299,2
14	54 T. RAZGATLIOGLU	Kawasaki ZX-10RR	298,3
15	2 L. CAMIER	Honda CBR1000RR	298,3
16	28 M. REITERBERGER	BMW S1000 RR	296,7
17	36 L. MERCADO	Kawasaki ZX-10RR	292,7
18	52 A. DELBIANCO	Honda CBR1000RR	288,0

SEG. 1		SEG. 2		SEG. 3		SEG. 4		
1	19 A. BAUTISTA	31.374	1	19 A. BAUTISTA	31.093	1	19 A. BAUTISTA	25.861
2	91 L. HASLAM	31.695	2	66 T. SYKES	31.189	2	19 A. BAUTISTA	26.252
3	22 A. LOWES	31.697	3	1 J. REA	31.208	3	66 T. SYKES	26.270
4	1 J. REA	31.702	4	22 A. LOWES	31.209	4	1 J. REA	26.295
5	50 E. LAVERTY	31.731	5	50 E. LAVERTY	31.277	5	50 E. LAVERTY	26.302
6	7 C. DAVIES	31.777	6	7 C. DAVIES	31.278	6	11 S. CORTESE	26.404
7	60 M. VAN DER MARK	31.831	7	91 L. HASLAM	31.348	7	60 M. VAN DER MARK	26.428
8	66 T. SYKES	31.934	8	11 S. CORTESE	31.407	8	11 S. CORTESE	26.481
9	28 M. REITERBERGER	31.953	9	60 M. VAN DER MARK	31.417	9	54 T. RAZGATLIOGLU	26.520
10	81 J. TORRES	31.957	10	28 M. REITERBERGER	31.447	10	81 J. TORRES	26.566
11	11 S. CORTESE	32.028	11	81 J. TORRES	31.473	11	66 T. SYKES	26.595
12	54 T. RAZGATLIOGLU	32.077	12	54 T. RAZGATLIOGLU	31.580	12	33 M. MELANDRI	26.690
13	33 M. MELANDRI	32.120	13	36 L. MERCADO	31.588	13	28 M. REITERBERGER	26.702
14	36 L. MERCADO	32.206	14	33 M. MELANDRI	31.620	14	21 M. RINALDI	26.829
15	21 M. RINALDI	32.385	15	21 M. RINALDI	31.841	15	23 R. KIYONARI	26.893
16	2 L. CAMIER	32.389	16	23 R. KIYONARI	32.037	16	36 L. MERCADO	26.992
17	23 R. KIYONARI	32.541	17	2 L. CAMIER	32.074	17	2 L. CAMIER	27.034
18	52 A. DELBIANCO	32.970	18	52 A. DELBIANCO	32.217	18	52 A. DELBIANCO	27.319

05/04/2019

These data/results cannot be reproduced, stored and/or transmitted in whole or in part by any manner of electronic, mechanical, photocopying, recording, broadcasting or otherwise now known or herein after developed without the previous express consent by the copyright owner, except for reproduction in daily press and regular printed publications on sale to the public within 60 days of the event related to those data/results and always provided that copyright symbol appears together as follows below.

© DORNA WSBK ORGANIZATION Srl 2019

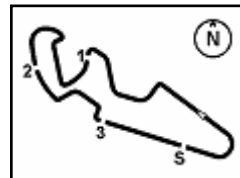
FICR PERUGIA TIMING



Official Tyre Supplier



Official Timekeeper



MotorLand Aragon 5.077 m

## Motocard Aragon Round, 5-7 April 2019

### Ideal Times Free Practice 1st Session

No.	Rider	Nat	Bike	Seg. 1	Seg. 2	Seg. 3	Seg. 4	Ideal Time		
				Diff. 1	Diff. 2	Diff. 3	Diff. 4	Best Lap	Pos.	Diff.
1	<b>19 A. BAUTISTA</b>	ESP	Ducati Panigale V4 R	<b>31.374</b> +0.098	<b>31.093</b>	21.266	<b>25.861</b>	<b>1'49.594</b> 1'49.692	1	0.098
2	<b>7 C. DAVIES</b>	GBR	Ducati Panigale V4 R	31.777 +0.121	31.278 +0.111	<b>21.206</b> +0.031	26.302 +0.094	<b>1'50.563</b> 1'50.920	4	0.357
3	<b>22 A. LOWES</b>	GBR	Yamaha YZF R1	31.697	31.209 +0.097	21.468	26.270 +0.078	<b>1'50.644</b> 1'50.819	2	0.175
4	<b>1 J. REA</b>	GBR	Kawasaki ZX-10RR	31.702 +0.141	31.208	21.372 +0.014	26.404	<b>1'50.686</b> 1'50.841	3	0.155
5	<b>50 E. LAVERTY</b>	IRL	Ducati Panigale V4 R	31.731 +0.312	31.277	21.432 +0.065	26.252	<b>1'50.692</b> 1'50.815	6	0.377
6	<b>91 L. HASLAM</b>	GBR	Kawasaki ZX-10RR	31.695	31.348 +0.135	21.477	26.295 +0.035	<b>1'50.815</b> 1'50.985	5	0.170
7	<b>66 T. SYKES</b>	GBR	BMW S1000 RR	31.934 +0.101	31.189	21.349	26.595 +0.047	<b>1'51.067</b> 1'51.215	7	0.148
8	<b>60 M. VAN DER MARK</b>	NED	Yamaha YZF R1	31.831	31.417 +0.140	21.459	26.428 +0.033	<b>1'51.135</b> 1'51.308	8	0.173
9	<b>11 S. CORTESE</b>	GER	Yamaha YZF R1	32.028	31.407	21.456	26.481 +0.055	<b>1'51.372</b> 1'51.427	9	0.055
10	<b>81 J. TORRES</b>	ESP	Kawasaki ZX-10RR	31.957	31.473	21.683	26.566	<b>1'51.679</b> 1'51.679	10	
11	<b>54 T. RAZGATLIOGLU</b>	TUR	Kawasaki ZX-10RR	32.077 +0.139	31.580 +0.017	21.506	26.520	<b>1'51.683</b> 1'51.839	11	0.156
12	<b>28 M. REITERBERGER</b>	GER	BMW S1000 RR	31.953 +0.103	31.447 +0.060	21.601	26.829	<b>1'51.830</b> 1'51.993	12	0.163
13	<b>33 M. MELANDRI</b>	ITA	Yamaha YZF R1	32.120 +0.076	31.620 +0.037	21.534 +0.134	26.690 +0.218	<b>1'51.964</b> 1'52.429	14	0.465
14	<b>36 L. MERCADO</b>	ARG	Kawasaki ZX-10RR	32.206	31.588	21.578	26.992 +0.046	<b>1'52.364</b> 1'52.410	13	0.046
15	<b>21 M. RINALDI</b>	ITA	Ducati Panigale V4 R	32.385 +0.026	31.841 +0.027	21.635	26.702 +0.094	<b>1'52.563</b> 1'52.710	15	0.147
16	<b>2 L. CAMIER</b>	GBR	Honda CBR1000RR	32.389	32.074 +0.083	21.857 +0.038	27.034 +0.030	<b>1'53.354</b> 1'53.505	16	0.151
17	<b>23 R. KIYONARI</b>	JPN	Honda CBR1000RR	32.541 +0.077	32.037 +0.126	22.042	26.893 +0.098	<b>1'53.513</b> 1'53.814	17	0.301
18	<b>52 A. DELBIANCO</b>	ITA	Honda CBR1000RR	32.970 +0.070	32.217 +0.130	21.995	27.319 +0.189	<b>1'54.501</b> 1'54.890	18	0.389
<b>Overall Ideal Time</b>				<b>31.374</b>	<b>31.093</b>	<b>21.206</b>	<b>25.861</b>	<b>1'49.534</b>		

05/04/2019

These data/results cannot be reproduced, stored and/or transmitted in whole or in part by any manner of electronic, mechanical, photocopying, recording, broadcasting or otherwise now known or herein after developed without the previous express consent by the copyright owner, except for reproduction in daily press and regular printed publications on sale to the public within 60 days of the event related to those data/results and always provided that copyright symbol appears together as follows below.

© DORNA WSBK ORGANIZATION Srl 2019

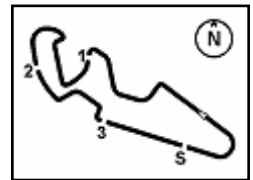
FICR PERUGIA TIMING



Official Tyre Supplier



Official Timekeeper



1° 19 A. BAUTISTA (1'49.692)								4° 7 C. DAVIES (1'50.920)							
Lap	Seg.1	Seg.2	Seg.3	Seg.4	Lap Time	km/h	Local Time	Lap	Seg.1	Seg.2	Seg.3	Seg.4	Lap Time	km/h	Local Time
1		33.176	23.184	26.900		308,6	10:37'30.345	1		33.052	22.707	27.873		<b>307,7</b>	10:37'49.135
2	32.533	31.735	21.917	26.301	1'52.486	308,6	10:39'22.831	2	32.408	31.853	21.566	26.602	1'52.429	305,1	10:39'41.564
3	32.094	31.312	22.180	26.257	1'51.843	<b>311,2</b>	10:41'14.674	3	32.478	32.178	21.682	26.704	1'53.042	305,1	10:41'34.606
4	32.102	31.493	21.697	26.136	1'51.428	310,3	10:43'06.102	4	33.289	31.669	21.441	26.449	1'52.848	305,9	10:43'27.454
5	31.894	31.520	21.576	26.282	1'51.272	<b>311,2</b>	10:44'57.374	5	32.002	31.629	21.419	26.467	1'51.517	<b>307,7</b>	10:45'18.971
6	31.890	31.585	21.707	26.130	1'51.312	<b>311,2</b>	10:46'48.686	6	31.963	31.526	21.621	26.477	1'51.587	305,9	10:47'10.558
7	31.878	31.607	21.696	26.132	1'51.313	310,3	10:48'39.999	7	32.364	32.433	22.097	31.781	1'58.675P	305,9	10:49'09.233
8	32.047	33.516	22.185	33.579	2'01.327P	310,3	10:50'41.326	8	10'14.440	32.606	22.454	26.853	1'36.353P	305,1	11:00'45.586
9	9'20.812	31.979	22.222	26.451	10'41.464P	308,6	11:01'22.790	9	32.280	31.778	21.528	26.505	1'52.091	306,8	11:02'37.677
10	31.907	31.624	21.590	26.169	1'51.290	309,5	11:03'14.080	10	32.933	32.334	21.844	27.180	1'54.291	301,7	11:04'31.968
11	31.942	31.462	21.540	26.161	1'51.105	310,3	11:05'05.185	11	32.422	31.566	21.557	26.447	1'51.992	305,9	11:06'23.960
12	31.777	31.401	21.495	26.162	1'50.835	307,7	11:06'56.020	12	32.591	31.477	21.646	26.539	1'52.253	305,1	11:08'16.213
13	31.804	31.554	21.551	26.158	1'51.067	308,6	11:08'47.087	13	32.027	31.625	21.460	26.444	1'51.556	306,8	11:10'07.769
14	31.802	31.562	21.409	26.170	1'50.943	309,5	11:10'38.030	14	34.163	34.003	22.240	32.169	2'02.575P	304,2	11:12'10.344
15	31.977	31.485	21.566	26.114	1'51.142	309,5	11:12'29.172	15	6'37.219	32.245	21.651	26.594	7'57.709P	303,4	11:20'08.053
16	31.834	31.427	21.533	32.327	1'57.121P	310,3	11:14'26.293	16	32.109	31.332	21.315	<b>26.302</b>	1'51.058	304,2	11:21'59.111
17	4'53.792	31.722	21.638	26.083	6'13.235P	306,8	11:20'39.528	17	31.898	31.389	21.237	26.396	<b>1'50.920</b>	305,9	11:23'50.031
18	31.653	31.195	21.391	25.913	1'50.152	<b>311,2</b>	11:22'29.680	18	<b>31.777</b>	<b>31.278</b>	<b>21.206</b>	27.302	1'51.563	306,8	11:25'41.594
19	<b>31.374</b>	31.138	40.672	26.224	2'09.408	307,7	11:24'39.088								
20	31.472	<b>31.093</b>	<b>21.266</b>	<b>25.861</b>	<b>1'49.692</b>	<b>311,2</b>	11:26'28.780								

2° 22 A. LOWES (1'50.819)								5° 91 L. HASLAM (1'50.985)							
Lap	Seg.1	Seg.2	Seg.3	Seg.4	Lap Time	km/h	Local Time	Lap	Seg.1	Seg.2	Seg.3	Seg.4	Lap Time	km/h	Local Time
1		33.473	23.309	27.107		298,3	10:37'23.475	1		34.433	24.174	28.638		288,8	10:37'07.771
2	32.483	33.591	22.114	26.729	1'54.917	301,7	10:39'18.392	2	33.162	32.477	22.914	27.491	1'56.044	298,3	10:39'03.815
3	32.223	31.898	21.688	26.874	1'52.683	297,5	10:41'11.075	3	32.651	34.347	22.684	27.384	1'57.066	300,0	10:41'00.881
4	32.192	31.528	21.738	26.568	1'52.026	300,8	10:43'03.101	4	32.026	32.210	22.601	26.461	1'53.298	305,9	10:42'54.179
5	32.007	31.412	21.701	26.547	1'51.667	301,7	10:44'54.768	5	32.149	31.773	21.808	26.655	1'52.385	301,7	10:44'46.564
6	35.474	31.606	21.513	26.652	1'55.245	303,4	10:46'50.013	6	32.774	34.593	22.159	27.494	1'57.020	295,1	10:46'43.584
7	31.903	31.602	21.477	26.300	1'51.282	<b>306,8</b>	10:48'41.295	7	32.113	31.863	22.370	26.549	1'52.895	302,5	10:48'36.479
8	33.127	33.207	22.480	33.764	2'02.578P	279,8	10:50'43.873	8	35.875	33.589	22.281	26.799	1'58.544	<b>308,6</b>	10:50'35.023
9	10'28.659	32.959	22.220	26.837	11'50.675P	299,2	11:02'34.548	9	31.869	31.603	21.665	26.455	1'51.592	303,4	10:52'26.615
10	32.192	31.722	21.981	26.780	1'52.675	300,0	11:04'27.223	10	33.003	33.270	22.424	34.632	2'03.329P	301,7	10:54'29.944
11	32.044	31.553	21.699	26.701	1'51.997	300,0	11:06'19.220	11	9'16.198	32.615	21.802	26.427	10'37.042P	301,7	11:05'06.986
12	31.929	31.673	21.565	26.731	1'51.898	299,2	11:08'11.118	12	31.877	<b>31.348</b>	21.597	<b>26.295</b>	1'51.117	303,4	11:06'58.103
13	32.124	31.600	21.649	26.720	1'52.093	300,0	11:10'03.211	13	31.879	31.431	21.624	26.475	1'51.409	302,5	11:08'49.512
14	32.152	31.693	21.696	36.778	2'02.319P	298,3	11:12'05.530	14	<b>31.695</b>	31.483	<b>21.477</b>	26.330	<b>1'50.985</b>	301,7	11:10'40.497
15	6'39.629	36.401	23.034	26.975	8'06.039P	297,5	11:20'11.569	15	32.946	33.689	22.126	27.242	1'56.003	296,7	11:12'36.500
16	31.873	31.313	21.495	<b>26.270</b>	1'50.951	301,7	11:22'02.520	16	32.038	33.923	22.218	27.043	2'05.222P	285,7	11:14'41.722
17	<b>31.697</b>	31.306	<b>21.468</b>	26.348	<b>1'50.819</b>	301,7	11:23'53.339	17	5'38.189	32.284	21.920	26.787	6'59.180P	300,0	11:21'40.902
18	31.705	<b>31.209</b>	21.514	26.398	1'50.826	300,8	11:25'44.165	18	31.935	31.629	21.542	26.475	1'51.581	303,4	11:23'32.483
19								19	31.995	31.886	21.698	26.615	1'52.194	303,4	11:25'24.677

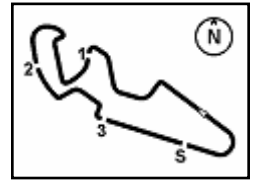
  

3° 1 J. REA (1'50.841)								6° 50 E. LAVERTY (1'51.069)							
Lap	Seg.1	Seg.2	Seg.3	Seg.4	Lap Time	km/h	Local Time	Lap	Seg.1	Seg.2	Seg.3	Seg.4	Lap Time	km/h	Local Time
1		32.546	22.995	32.765		299,2	10:37'01.489	1		35.625	23.873	34.572		300,0	10:37'17.016
2	7'38.415	32.120	21.899	26.819	8'59.253P	300,8	10:46'00.742	2	5'13.927	34.858	22.993	27.499	6'39.277P	295,9	10:43'56.293
3	32.225	31.321	21.545	26.492	1'51.583	302,5	10:47'52.325	3	33.630	32.108	22.178	26.876	1'54.792	298,3	10:45'51.085
4	31.774	31.251	<b>21.372</b>	26.550	1'50.947	<b>303,4</b>	10:49'43.272	4	32.442	31.761	21.910	26.751	1'52.864	300,8	10:47'43.949
5	33.396	32.736	22.079	32.316	2'00.527P	296,7	10:51'43.799	5	32.446	31.632	21.746	26.600	1'52.424	297,5	10:49'36.373
6	8'38.221	32.029	21.854	26.676	9'58.780P	300,8	11:01'42.579	6	36.537	32.289	22.387	34.431	2'05.644P	296,7	10:51'42.017
7	31.956	31.490	21.376	26.543	1'51.365	301,7	11:03'33.944	7	8'57.348	33.120	22.491	27.079	10'20.038P	295,1	11:02'02.055
8	31.937	31.830	21.857	26.592	1'52.216	301,7	11:05'26.160	8	32.410	31.593	21.670	26.546	1'52.219	299,2	11:03'54.274
9	31.797	31.269	37.056	33.663	2'13.785P	296,7	11:07'39.945	9	32.122	31.298	<b>21.432</b>	26.453	1'51.305	300,0	11:05'45.579
10	8'04.577	32.312	21.720	26.642	9'25.251P	300,0	11:17'05.196	10	31.965	31.395	21.520	26.314	1'51.194	301,7	11:07'36.773
11	31.843	<b>31.208</b>	21.386	<b>26.404</b>	<b>1'50.841</b>	301,7	11:18'56.037	11	32.152	31.406	21.479	26.469	1'51.506	298,3	11:09'28.279
12	31.742	31.387	23.767	26.884	1'53.780	302,5	11:20'49.817	12	34.890	33.581	22.266	33.901	2'04.638P	295,9	11:11'32.917
13	32.560	32.601	21.593	26.574	1'53.328	301,7	11:22'43.145	13	5'49.082	33.097	22.053	26.548	7'10.780P	299,2	11:18'43.697
14	<b>31.702</b>	31.330	21.540	26.551	1'51.123	301,7	11:24'34.268	14	32.043	<b>31.277</b>	21.497	<b>26.252</b>	<b>1'51.069</b>	300,0	11:20'34.766
15	31.977	31.503	21.857	32.040	1'57.377P	300,0	11:26'31.645	15	<b>31.731</b>	31.285	21.729	26.342	1'51.087	300,0	11:22'25.853
								16	31.882	31.351	28.615	26.883	1'58.731	295,9	11:24'24.584
								17	38.341	33.437	23.588	26.805	2'02.171	<b>303,4</b>	11:26'26.755

05/04/2019 P = Pits In/Out - C = Lap Time Cancelled

These data/results cannot be reproduced, stored and/or transmitted in whole or in part by any manner of electronic, mechanical, photocopying, recording, broadcasting or otherwise now known or herein after developed without the previous express consent by the copyright owner, except for reproduction in daily press and regular printed publications on sale to the public within 60 days of the event related to those data/results and always provided that copyright symbol appears together as follows below.

© DORNA WSBK ORGANIZATION Srl 2019



## Motocard Aragon Round, 5-7 April 2019 Chronological Analysis Free Practice 1st Session

MotorLand Aragon 5.077 m

2 / 3

7° 66 T. SYKES (1'51.215)							
Lap	Seg.1	Seg.2	Seg.3	Seg.4	Lap Time	km/h	Local Time
1		38.690	28.988	44.808	112,2	10:37'47.003	
2	8'32.936	33.142	22.834	27.954	9'56.866P	293,5	10:47'43.869
3	33.275	32.202	22.815	26.745	1'55.037	300,0	10:49'38.906
4	32.241	31.453	21.550	26.769	1'52.013	299,2	10:51'30.919
5	34.630	32.174	22.199	32.248	2'01.251P	297,5	10:53'32.170
6	7'24.502	32.328	21.967	26.847	8'45.644P	299,2	11:02'17.814
7	31.960	31.519	21.424	<b>26.595</b>	1'51.498	300,0	11:04'09.312
8	32.504	32.466	21.897	27.421	1'54.288	297,5	11:06'03.600
9	32.035	<b>31.189</b>	<b>21.349</b>	26.642	<b>1'51.215</b>	300,0	11:07'54.815
10	35.605	32.343	22.208	32.854	2'03.010P	<b>300,8</b>	11:09'57.825
11	12'28.460	33.495	22.118	29.465	13'53.538P	282,0	11:23'51.363
12	<b>31.934</b>	31.321	21.933	28.778	1'53.966	286,5	11:25'45.329

6	32.611	32.037	22.318	33.810	2'00.776P	293,5	11:05'10.657
7	5'42.619	35.472	22.191	26.980	7'07.262P	294,3	11:12'17.919
8	32.388	31.745	21.883	26.956	1'52.972	<b>299,2</b>	11:14'10.891
9	32.506	31.890	22.240	33.955	2'00.591P	297,5	11:16'11.482
10	3'45.469	33.969	22.430	26.759	5'08.627P	292,7	11:21'20.109
11	32.050	31.520	21.777	26.580	1'51.927	295,1	11:23'12.036
12	<b>31.957</b>	<b>31.473</b>	<b>21.683</b>	<b>26.566</b>	<b>1'51.679</b>	292,7	11:25'03.715

8° 60 M. VAN DER MARK (1'51.308)							
Lap	Seg.1	Seg.2	Seg.3	Seg.4	Lap Time	km/h	Local Time
1		33.996	23.248	27.562	298,3	10:37'22.253	
2	33.489	32.206	22.348	27.157	1'55.200	297,5	10:39'17.453
3	33.070	31.957	22.170	26.680	1'53.877	303,4	10:41'11.330
4	32.336	31.719	21.923	26.626	1'52.604	302,5	10:43'03.934
5	32.145	31.653	21.834	26.625	1'52.257	301,7	10:44'56.191
6	32.247	31.743	21.740	26.717	1'52.447	301,7	10:46'48.638
7	32.314	31.768	21.766	26.511	1'52.359	303,4	10:48'40.997
8	32.054	32.649	22.291	32.856	1'59.850P	<b>305,1</b>	10:50'40.847
9	8'14.766	31.933	22.261	26.851	9'35.811P	299,2	11:00'16.658
10	32.443	31.999	21.831	26.708	1'52.981	300,8	11:02'09.639
11	32.222	31.803	21.680	26.693	1'52.398	300,0	11:04'02.037
12	32.235	31.828	21.668	26.649	1'52.380	300,0	11:05'54.417
13	34.004	31.832	22.229	33.088	2'01.153P	299,2	11:07'55.570
14	6'52.628	32.207	23.039	26.546	8'14.420P	299,2	11:16'09.990
15	32.008	<b>31.417</b>	21.506	<b>26.428</b>	1'51.359	300,0	11:18'01.349
16	31.965	31.640	21.563	26.538	1'51.706	298,3	11:19'53.055
17	34.671	35.394	22.243	26.632	1'58.940	299,2	11:21'51.995
18	<b>31.831</b>	31.557	<b>21.459</b>	26.461	<b>1'51.308</b>	300,0	11:23'43.303
19	31.925	31.542	21.468	26.511	1'51.446	302,5	11:25'34.749

11° 54 T. RAZGATLIOGLU (1'51.839)							
Lap	Seg.1	Seg.2	Seg.3	Seg.4	Lap Time	km/h	Local Time
1		34.519	23.740	27.655	293,5	10:37'01.585	
2	33.881	33.234	28.359	27.497	2'02.971	295,9	10:39'04.556
3	33.069	32.452	22.652	27.212	1'55.385	288,8	10:40'59.941
4	32.679	32.287	22.594	27.200	1'54.760	294,3	10:42'54.701
5	32.468	31.954	21.990	27.282	1'53.694	288,0	10:44'48.395
6	32.821	32.103	22.271	27.306	1'54.501	285,7	10:46'42.896
7	32.534	32.095	22.211	27.190	1'54.030	288,8	10:48'36.926
8	38.251	32.260	22.294	32.828	2'05.633P	285,0	10:50'42.559
9	13'33.320	32.980	22.796	26.924	14'56.020P	295,9	11:05'38.579
10	32.700	32.129	22.196	26.988	1'54.013	295,1	11:07'32.592
11	33.772	33.246	22.752	26.946	1'56.716	<b>298,3</b>	11:09'29.308
12	32.723	32.190	22.114	26.859	1'53.886	293,5	11:11'23.194
13	36.415	33.372	22.814	33.596	2'06.197P	291,9	11:13'29.391
14	5'35.401	33.255	22.016	<b>26.520</b>	6'57.192P	294,3	11:20'26.583
15	32.310	31.757	21.557	26.613	1'52.237	295,9	11:22'18.820
16	32.216	31.597	<b>21.506</b>	<b>26.520</b>	<b>1'51.839</b>	295,1	11:24'10.659
17	<b>32.077</b>	<b>31.580</b>	21.660	26.577	1'51.894	293,5	11:26'02.553

9° 11 S. CORTESE (1'51.427)							
Lap	Seg.1	Seg.2	Seg.3	Seg.4	Lap Time	km/h	Local Time
1		33.976	23.920	27.527	298,3	10:37'09.555	
2	33.590	32.403	22.722	26.877	1'55.592	<b>303,4</b>	10:39'05.147
3	32.978	32.207	22.623	26.806	1'54.614	298,3	10:40'59.761
4	32.700	32.154	22.316	26.820	1'53.990	297,5	10:42'53.751
5	35.099	32.362	22.358	26.832	1'56.651	299,2	10:44'50.402
6	32.686	32.598	22.593	35.003	2'02.880P	301,7	10:46'53.282
7	8'37.278	32.698	22.466	27.002	9'59.444P	295,9	10:56'52.726
8	32.518	31.946	21.864	26.807	1'53.135	297,5	10:58'45.861
9	32.247	31.740	21.808	26.697	1'52.492	297,5	11:00'38.353
10	32.348	31.696	21.615	26.792	1'52.451	297,5	11:02'30.804
11	36.773	32.501	22.224	34.307	2'05.805P	297,5	11:04'36.609
12	12'34.457	33.036	22.738	27.072	13'57.303P	295,9	11:18'33.912
13	<b>32.028</b>	<b>31.407</b>	<b>21.456</b>	<b>26.536</b>	<b>1'51.427</b>	297,5	11:20'25.339
14	32.072	31.653	21.595	<b>26.481</b>	1'51.801	296,7	11:22'17.140
15	32.092	31.520	21.576	26.600	1'51.788	297,5	11:24'08.928
16	40.574	32.805	22.842	34.319	2'10.540P	292,7	11:26'19.468

12° 28 M. REITERBERGER (1'51.993)							
Lap	Seg.1	Seg.2	Seg.3	Seg.4	Lap Time	km/h	Local Time
1		32.573	23.023	27.501	295,9	10:36'56.772	
2	33.183	31.804	22.157	27.158	1'54.302	295,1	10:38'51.074
3	32.429	<b>31.447</b>	21.777	26.921	1'52.574	295,1	10:40'43.648
4	37.434	32.476	22.263	26.994	1'59.167	295,9	10:42'42.815
5	32.056	31.507	<b>21.601</b>	<b>26.829</b>	<b>1'51.993</b>	<b>296,7</b>	10:44'34.808
6	37.314	33.086	22.004	26.972	1'59.376	295,1	10:46'34.184
7	32.154	31.510	22.987	26.978	1'53.629	<b>296,7</b>	10:48'27.813
8	33.369	32.653	22.284	34.172	2'02.478P	290,3	10:50'30.291
9	13'43.048	32.516	23.873	27.199	15'06.636P	292,7	11:05'36.927
10	32.392	31.743	21.854	26.990	1'52.979	295,1	11:07'29.906
11	31.956	31.859	21.907	26.983	1'52.705	295,9	11:09'22.611
12	32.374	31.612	21.735	26.990	1'52.711	295,9	11:11'15.322
13	32.019	31.804	24.705	34.468	2'02.996P	287,2	11:13'18.318
14	6'15.995	32.821	21.913	27.182	7'37.911P	294,3	11:20'56.229
15	33.838	32.485	21.851	27.053	1'55.227	295,9	11:22'51.456
16	32.001	32.176	21.708	26.987	1'52.872	295,9	11:24'44.328
17	<b>31.953</b>	31.703	21.649	27.209	1'52.514	295,9	11:26'36.842

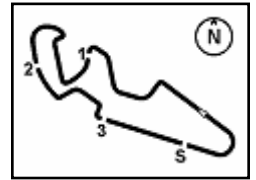
10° 81 J. TORRES (1'51.679)							
Lap	Seg.1	Seg.2	Seg.3	Seg.4	Lap Time	km/h	Local Time
1		34.333	24.070	28.013	291,1	10:37'07.416	
2	33.123	32.680	22.435	27.314	1'55.552	291,9	10:39'02.968
3	33.364	43.309	29.518	44.868	2'31.059P	162,7	10:41'34.027
4	18'13.774	35.418	23.832	28.068	19'41.092P	285,0	11:01'15.119
5	32.957	32.351	22.377	27.077	1'54.762	294,3	11:03'09.881

13° 36 L. MERCADO (1'52.410)							
Lap	Seg.1	Seg.2	Seg.3	Seg.4	Lap Time	km/h	Local Time
1		35.687	24.998	28.895	287,2	10:37'49.221	
2	33.604	32.549	22.250	27.225	1'55.628	291,9	10:39'44.849
3	33.286	32.420	21.976	27.206	1'54.888	291,1	10:41'39.737
4	33.809	32.292	21.988	27.099	1'55.188	291,1	10:43'34.925
5	32.572	32.019	21.893	27.262	1'53.746	<b>292,7</b>	10:45'28.671
6	32.837	32.103	21.814	27.180	1'53.934	291,1	10:47'22.605
7	32.868	32.060	21.716	27.161	1'53.805	291,9	10:49'16.410
8	32.414	31.889	21.746	27.294	1'53.343	291,1	10:51'09.753
9	34.709	32.295	22.002	34.056	2'03.062P	290,3	10:53'12.815
10	15'45.300	32.596	24.746	27.659	17'10.301P	288,0	11:10'23.116
11	32.617	32.000	22.034	27.236	1'53.887	291,9	11:12'17.003
12	32.444	31.991	21.863	27.451	1'53.749	289,5	11:14'10.752
13	32.448	31.999	21.924	33.450	1'59.821P	291,1	11:16'10.573

05/04/2019 P = Pits In/Out - C = Lap Time Cancelled

These data/results cannot be reproduced, stored and/or transmitted in whole or in part by any manner of electronic, mechanical, photocopying, recording, broadcasting or otherwise now known or herein after developed without the previous express consent by the copyright owner, except for reproduction in daily press and regular printed publications on sale to the public within 60 days of the event related to those data/results and always provided that copyright symbol appears together as follows below.

© DORNA WSBK ORGANIZATION Srl 2019



## Motocard Aragon Round, 5-7 April 2019 Chronological Analysis Free Practice 1st Session

MotorLand Aragon 5.077 m

3 / 3

14	3'39.690	32.708	21.925	27.092	5'01.415P	289,5	11:21'11.988	18	<b>32.389</b>	32.157	21.895	27.064	<b>1'53.505</b>	295,9	11:24'20.714
15	32.258	31.820	21.650	<b>26.992</b>	1'52.720	291,9	11:23'04.708	19	33.821	33.873	22.384	27.337	1'57.415	294,3	11:26'18.129
16	<b>32.206</b>	<b>31.588</b>	<b>21.578</b>	<b>27.038</b>	<b>1'52.410</b>	291,9	11:24'57.118								
17	45.390	33.576	25.162	1'01.515	2'45.643P	259,6	11:27'42.761								

### 14° 33 M. MELANDRI (1'52.429)

Lap	Seg.1	Seg.2	Seg.3	Seg.4	Lap Time	km/h	Local Time
1		34.671	23.935	28.477		274,8	10:37'08.987
2	33.768	32.439	22.738	27.125	1'56.070	301,7	10:39'05.057
3	33.339	33.726	22.605	26.938	1'56.608	300,8	10:41'01.665
4	32.330	<b>31.620</b>	22.265	26.725	1'52.940	<b>307,7</b>	10:42'54.605
5	32.819	33.685	23.921	26.870	1'57.295	300,8	10:44'51.900
6	32.398	31.677	22.116	34.161	2'00.352P	300,8	10:46'52.252
7	8'00.438	34.417	22.937	27.178	9'24.970P	297,5	10:56'17.222
8	32.953	32.300	22.083	26.778	1'54.114	299,2	10:58'11.336
9	32.457	31.675	21.953	<b>26.690</b>	1'52.775	300,8	11:00'04.111
10	32.259	31.780	21.711	26.830	1'52.580	299,2	11:01'56.691
11	32.224	31.873	22.794	34.342	2'01.233P	291,9	11:03'57.924
12	8'54.862	32.681	22.349	26.910	10'16.802P	296,7	11:14'14.726
13	32.505	32.046	25.597	26.805	1'56.953	300,8	11:16'11.679
14	32.196	31.657	21.668	26.908	<b>1'52.429</b>	299,2	11:18'04.108
15	32.340	32.718	22.114	26.789	1'53.961	298,3	11:19'58.069
16	<b>32.120</b>	31.949	<b>21.534</b>	26.993	1'52.596	297,5	11:21'50.665
17	34.585	32.738	22.488	26.885	1'56.696	299,2	11:23'47.361
18	32.298	31.940	21.773	26.815	1'52.826	298,3	11:25'40.187

### 17° 23 R. KIYONARI (1'53.814)

Lap	Seg.1	Seg.2	Seg.3	Seg.4	Lap Time	km/h	Local Time
1		34.691	33.357	28.779		292,7	10:37'34.101
2	34.672	33.458	37.450	28.280	2'13.860	298,3	10:39'47.961
3	34.027	34.002	23.216	27.908	1'59.153	296,7	10:41'47.114
4	33.524	33.082	22.989	27.352	1'56.947	297,5	10:43'44.061
5	35.290	33.150	22.575	27.460	1'58.475	297,5	10:45'42.536
6	33.207	32.554	22.528	27.308	1'55.597	296,7	10:47'38.133
7	33.045	32.637	24.618	41.872	2'12.172P	233,8	10:49'50.305
8	6'59.487	35.375	23.060	28.045	8'25.967P	295,9	10:58'16.272
9	33.703	33.118	22.868	35.405	2'05.094P	297,5	11:00'21.366
10	8'06.838	33.193	22.466	27.415	9'29.902P	296,7	11:09'51.268
11	33.045	32.208	22.182	<b>26.893</b>	1'54.328	298,3	11:11'45.596
12	34.749	32.637	23.422	27.277	1'58.085	297,5	11:13'43.681
13	32.843	32.150	22.121	26.991	1'54.105	298,3	11:15'37.786
14	<b>32.541</b>	<b>32.037</b>	22.306	27.004	1'53.888	298,3	11:17'31.674
15	32.618	32.163	<b>22.042</b>	26.991	<b>1'53.814</b>	<b>300,0</b>	11:19'25.488
16	36.320	36.000	<b>22.847</b>	27.823	2'02.990	297,5	11:21'28.478
17	33.148	32.696	22.308	27.149	1'55.301	298,3	11:23'23.779
18	35.807	33.120	23.127	27.183	1'59.237	299,2	11:25'23.016

### 18° 52 A. DELBIANCO (1'54.890)

Lap	Seg.1	Seg.2	Seg.3	Seg.4	Lap Time	km/h	Local Time
1		36.701	24.354	28.146		287,2	10:37'11.548
2	35.972	34.851	23.717	28.462	2'03.002	282,0	10:39'14.550
3	34.149	33.783	23.039	27.813	1'58.784	284,2	10:41'13.334
4	33.751	32.908	22.631	27.777	1'57.067	285,7	10:43'10.401
5	36.392	33.253	22.684	35.241	2'07.570P	285,0	10:45'17.971
6	7'14.464	33.481	23.091	28.127	8'39.163P	283,5	10:53'57.134
7	34.083	33.168	22.683	28.028	1'57.962	284,2	10:55'55.096
8	35.016	35.201	24.042	28.033	2'02.292	283,5	10:57'57.388
9	32.622	31.962	21.733	26.907	1'53.224	300,8	11:01'40.106
10	<b>32.385</b>	32.115	21.972	26.844	1'53.316	301,7	11:03'33.422
11	32.623	32.004	22.114	<b>26.702</b>	1'53.443	<b>305,9</b>	11:05'26.865
12	32.411	31.868	<b>21.635</b>	26.796	<b>1'52.710</b>	302,5	11:07'19.575
13	35.860	34.745	23.226	34.902	2'08.733P	300,0	11:09'28.308
14	10'01.547	32.328	22.196	26.730	11'22.801P	302,5	11:20'51.109
15	32.561	32.096	21.843	26.759	1'53.259	305,1	11:22'44.368
16	32.783	32.368	22.532	27.766	1'55.449	294,3	11:24'39.817
17	32.386	32.169	22.042	27.300	1'53.897	304,2	11:26'33.714

### 16° 2 L. CAMIER (1'53.505)

Lap	Seg.1	Seg.2	Seg.3	Seg.4	Lap Time	km/h	Local Time
1		34.925	23.550	28.000		294,3	10:37'21.743
2	33.897	32.922	22.376	27.517	1'56.712	293,5	10:39'18.455
3	33.324	32.721	22.477	33.724	2'02.246P	291,9	10:41'20.701
4	7'47.228	33.175	22.475	27.436	9'10.314P	293,5	10:50'31.015
5	32.640	32.117	22.017	27.192	1'53.966	294,3	10:52'24.981
6	32.627	32.148	22.016	27.111	1'53.902	295,1	10:54'18.883
7	32.575	32.149	21.943	27.199	1'53.866	295,9	10:56'12.749
8	32.538	32.155	21.896	27.117	1'53.706	295,9	10:58'06.455
9	33.617	33.108	22.039	29.473	1'58.237	230,3	11:00'04.692
10	32.391	<b>32.074</b>	28.274	33.520	2'06.259P	296,7	11:02'10.951
11	7'27.356	32.738	22.075	27.300	8'49.469P	293,5	11:11'00.420
12	32.621	32.124	21.954	27.150	1'53.849	294,3	11:12'54.269
13	32.416	32.196	21.872	27.085	1'53.569	295,1	11:14'47.838
14	33.725	32.766	22.251	27.245	1'55.987	294,3	11:16'43.825
15	32.494	32.138	21.973	27.136	1'53.741	296,7	11:18'37.566
16	32.455	32.192	<b>21.857</b>	<b>27.034</b>	1'53.538	295,9	11:20'31.104
17	33.630	32.834	22.572	27.069	1'56.105	<b>298,3</b>	11:22'27.209

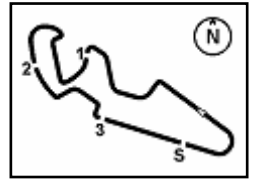
05/04/2019 P = Pits In/Out - C = Lap Time Cancelled

These data/results cannot be reproduced, stored and/or transmitted in whole or in part by any manner of electronic, mechanical, photocopying, recording, broadcasting or otherwise now known or herein after developed without the previous express consent by the copyright owner, except for reproduction in daily press and regular printed publications on sale to the public within 60 days of the event related to those data/results and always provided that copyright symbol appears together as follows below.

© DORNA WSBK ORGANIZATION Srl 2019



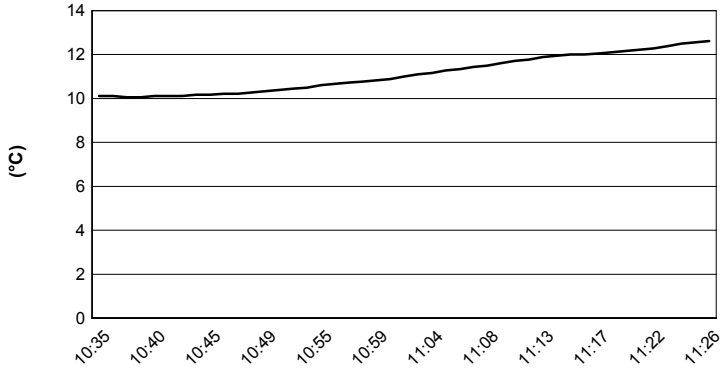




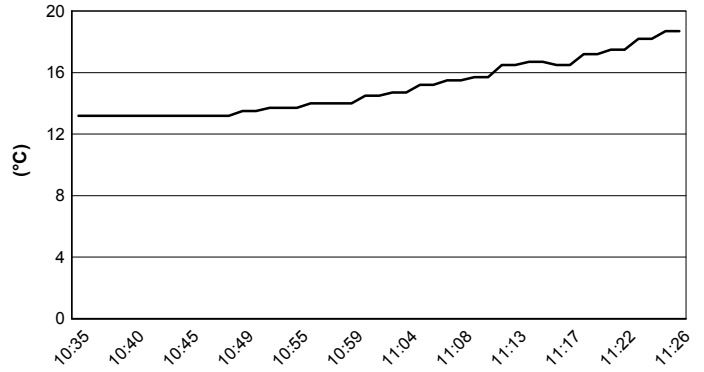
MotorLand Aragon 5.077 m

**Motocard Aragon Round, 5-7 April 2019**  
**Weather Report Free Practice 1st Session**  
 Session started 10:35 - Session ended 11:27

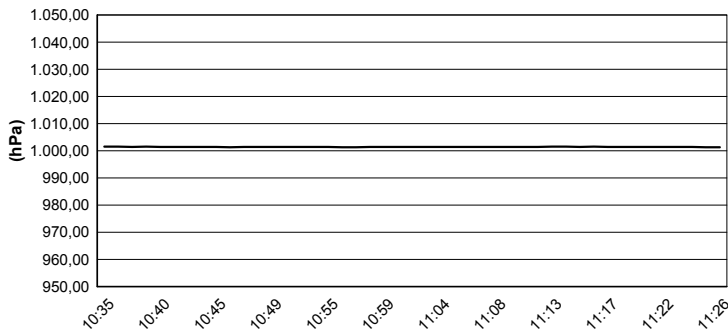
### Air Temperature



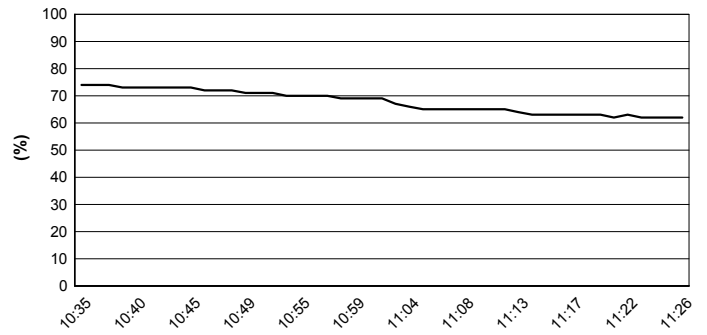
### Track Temperature



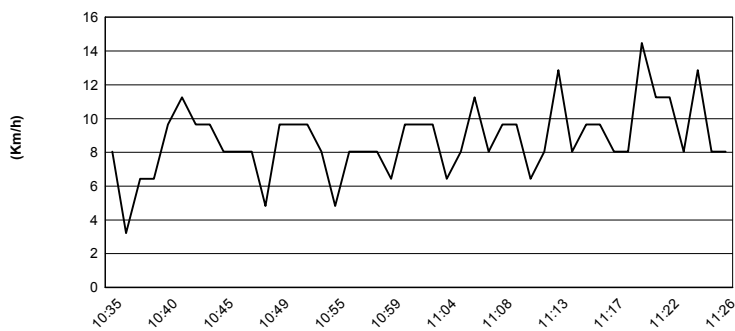
### Air Pressure



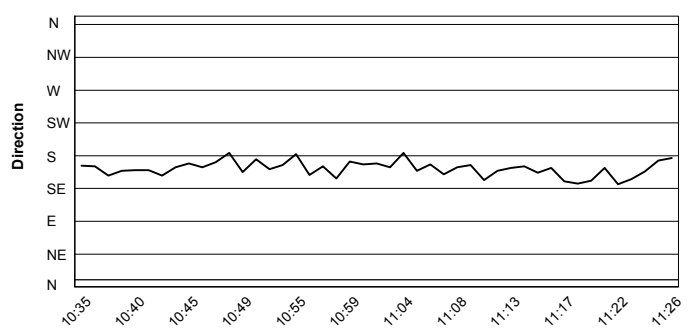
### Humidity



### Wind Speed



### Wind Direction



05/04/2019

These data/results cannot be reproduced, stored and/or transmitted in whole or in part by any manner of electronic, mechanical, photocopying, recording, broadcasting or otherwise now known or herein after developed without the previous express consent by the copyright owner, except for reproduction in daily press and regular printed publications on sale to the public within 60 days of the event related to those data/results and always provided that copyright symbol appears together as follows below.

© DORNA WSBK ORGANIZATION Srl 2019