

## Motocard Aragon Round, 5-7 April 2019

### Free Practices Combined Results

No.	Rider	Nat	Team	Bike	Class	FP1	FP2	FP3	Time	Gap	Rel.	Avg	LL
1	<b>19 A. BAUTISTA</b>	ESP	ARUBA.IT Racing - Ducati	Ducati Panigale V4 R		1'49.692	<b>1'49.607</b>	1'51.488	<b>1'49.607</b>			166,752	45
2	<b>22 A. LOWES</b>	GBR	Pata Yamaha WorldSBK Team	Yamaha YZF R1		1'50.819	<b>1'50.126</b>	1'51.123	<b>1'50.126</b>	0.519	0.519	165,966	37
3	<b>1 J. REA</b>	GBR	Kawasaki Racing Team WorldSBK	Kawasaki ZX-10RR		1'50.841	<b>1'50.149</b>	1'50.655	<b>1'50.149</b>	0.542	0.023	165,932	38
4	<b>66 T. SYKES</b>	GBR	BMW Motorrad WorldSBK Team	BMW S1000 RR		1'51.215	<b>1'50.226</b>	1'50.882	<b>1'50.226</b>	0.619	0.077	165,816	31
5	<b>50 E. LAVERTY</b>	IRL	Team Gooleven	Ducati Panigale V4 R	IND	1'51.069	<b>1'50.356</b>	1'51.699	<b>1'50.356</b>	0.749	0.130	165,620	42
6	<b>11 S. CORTESE</b>	GER	GRT Yamaha WorldSBK	Yamaha YZF R1	IND	1'51.427	<b>1'50.636</b>	1'51.852	<b>1'50.636</b>	1.029	0.280	165,201	37
7	<b>91 L. HASLAM</b>	GBR	Kawasaki Racing Team WorldSBK	Kawasaki ZX-10RR		1'50.985	<b>1'50.754</b>	1'51.590	<b>1'50.754</b>	1.147	0.118	165,025	43
8	<b>28 M. REITERBERGER</b>	GER	BMW Motorrad WorldSBK Team	BMW S1000 RR		1'51.993	<b>1'50.799</b>	1'51.576	<b>1'50.799</b>	1.192	0.045	164,958	41
9	<b>7 C. DAVIES</b>	GBR	ARUBA.IT Racing - Ducati	Ducati Panigale V4 R		<b>1'50.920</b>	1'51.022	1'51.523	<b>1'50.920</b>	1.313	0.121	164,778	43
10	<b>21 M. RINALDI</b>	ITA	BARNI Racing Team	Ducati Panigale V4 R	IND	1'52.710	<b>1'50.985</b>	1'52.810	<b>1'50.985</b>	1.378	0.065	164,682	34
11	<b>33 M. MELANDRI</b>	ITA	GRT Yamaha WorldSBK	Yamaha YZF R1	IND	1'52.429	<b>1'51.053</b>	1'51.776	<b>1'51.053</b>	1.446	0.068	164,581	41
12	<b>60 M. VAN DER MARK</b>	NED	Pata Yamaha WorldSBK Team	Yamaha YZF R1		1'51.308	<b>1'51.103</b>	1'52.029	<b>1'51.103</b>	1.496	0.050	164,507	45
13	<b>54 T. RAZGATLIOGLU</b>	TUR	Turkish Puccetti Racing	Kawasaki ZX-10RR	IND	1'51.839	<b>1'51.232</b>	1'51.966	<b>1'51.232</b>	1.625	0.129	164,316	39
14	<b>36 L. MERCADO</b>	ARG	Orelac Racing VerdNatura	Kawasaki ZX-10RR	IND	1'52.410	<b>1'51.560</b>	1'52.354	<b>1'51.560</b>	1.953	0.328	163,833	41
15	<b>81 J. TORRES</b>	ESP	Team Pedercini Racing	Kawasaki ZX-10RR	IND	1'51.679	<b>1'51.576</b>	1'52.198	<b>1'51.576</b>	1.969	0.016	163,809	36
16	<b>2 L. CAMIER</b>	GBR	Moriwaki Althea Honda Team	Honda CBR1000RR		1'53.505	<b>1'52.364</b>	1'53.136	<b>1'52.364</b>	2.757	0.788	162,661	41
17	<b>23 R. KIYONARI</b>	JPN	Moriwaki Althea Honda Team	Honda CBR1000RR		1'53.814	<b>1'53.800</b>	1'53.996	<b>1'53.800</b>	4.193	1.436	160,608	39
18	<b>52 A. DELBIANCO</b>	ITA	Althea Mie Racing Team	Honda CBR1000RR	IND	1'54.890	<b>1'53.883</b>	1'54.855	<b>1'53.883</b>	4.276	0.083	160,491	36

06/04/2019

These data/results cannot be reproduced, stored and/or transmitted in whole or in part by any manner of electronic, mechanical, photocopying, recording, broadcasting or otherwise now known or herein after developed without the previous express consent by the copyright owner, except for reproduction in daily press and regular printed publications on sale to the public within 60 days of the event related to those data/results and always provided that copyright symbol appears together as follows below.

© DORNA WSBK ORGANIZATION Srl 2019

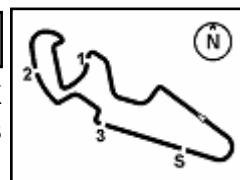
FIKIR PERUGIA TIMING



Official Tyre Supplier



Official Timekeeper



## Motocard Aragon Round, 5-7 April 2019

### Results Free Practice 3rd Session

MotorLand Aragon 5.077 m

1 / 2

No.	Rider	Nat	Team	Bike	Class	Time	Gap	Rel.	Laps	Speed	
										Avg	Max
1	<b>1 J. REA</b>	GBR	Kawasaki Racing Team WorldSBK	Kawasaki ZX-10RR		<b>1'50.655</b>			8	165,173	<b>314,0</b>
2	<b>66 T. SYKES</b>	GBR	BMW Motorrad WorldSBK Team	BMW S1000 RR		<b>1'50.882</b>	0.227	0.227	9	164,835	<b>304,2</b>
3	<b>22 A. LOWES</b>	GBR	Pata Yamaha WorldSBK Team	Yamaha YZF R1		<b>1'51.123</b>	0.468	0.241	5	164,477	<b>308,6</b>
4	<b>19 A. BAUTISTA</b>	ESP	ARUBA.IT Racing - Ducati	Ducati Panigale V4 R		<b>1'51.488</b>	0.833	0.365	7	163,939	<b>316,7</b>
5	<b>7 C. DAVIES</b>	GBR	ARUBA.IT Racing - Ducati	Ducati Panigale V4 R		<b>1'51.523</b>	0.868	0.035	9	163,887	<b>314,9</b>
6	<b>28 M. REITERBERGER</b>	GER	BMW Motorrad WorldSBK Team	BMW S1000 RR		<b>1'51.576</b>	0.921	0.053	10	163,809	<b>305,1</b>
7	<b>91 L. HASLAM</b>	GBR	Kawasaki Racing Team WorldSBK	Kawasaki ZX-10RR		<b>1'51.590</b>	0.935	0.014	9	163,789	<b>307,7</b>
8	<b>50 E. LAVERTY</b>	IRL	Team Gooleven	Ducati Panigale V4 R	IND	<b>1'51.699</b>	1.044	0.109	9	163,629	<b>310,3</b>
9	<b>33 M. MELANDRI</b>	ITA	GRT Yamaha WorldSBK	Yamaha YZF R1	IND	<b>1'51.776</b>	1.121	0.077	8	163,516	<b>305,9</b>
10	<b>11 S. CORTESE</b>	GER	GRT Yamaha WorldSBK	Yamaha YZF R1	IND	<b>1'51.852</b>	1.197	0.076	7	163,405	<b>305,1</b>
11	<b>54 T. RAZGATLIOGLU</b>	TUR	Turkish Puccetti Racing	Kawasaki ZX-10RR	IND	<b>1'51.966</b>	1.311	0.114	8	163,239	<b>305,1</b>
12	<b>60 M. VAN DER MARK</b>	NED	Pata Yamaha WorldSBK Team	Yamaha YZF R1		<b>1'52.029</b>	1.374	0.063	10	163,147	<b>308,6</b>
13	<b>81 J. TORRES</b>	ESP	Team Pedercini Racing	Kawasaki ZX-10RR	IND	<b>1'52.198</b>	1.543	0.169	7	162,901	<b>300,8</b>
14	<b>36 L. MERCADO</b>	ARG	Orelac Racing VerdNatura	Kawasaki ZX-10RR	IND	<b>1'52.354</b>	1.699	0.156	8	162,675	<b>302,5</b>
15	<b>21 M. RINALDI</b>	ITA	BARNI Racing Team	Ducati Panigale V4 R	IND	<b>1'52.810</b>	2.155	0.456	5	162,018	<b>309,5</b>
16	<b>2 L. CAMIER</b>	GBR	Moriwaki Althea Honda Team	Honda CBR1000RR		<b>1'53.136</b>	2.481	0.326	9	161,551	<b>304,2</b>
17	<b>23 R. KIYONARI</b>	JPN	Moriwaki Althea Honda Team	Honda CBR1000RR		<b>1'53.996</b>	3.341	0.860	9	160,332	<b>308,6</b>
18	<b>52 A. DELBIANCO</b>	ITA	Althea Mie Racing Team	Honda CBR1000RR	IND	<b>1'54.855</b>	4.200	0.859	7	159,133	<b>292,7</b>

Qualifying Lap Time (107% of 1'50.655): **1'58.402**

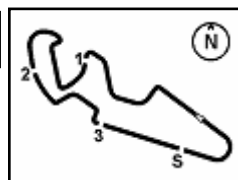
AIR	Humidity:	64%	Temp:	8°C
TRACK	Condition:	Dry	Temp:	10°C

Records	Pole	(SP2)	2017	C.Davies	1'49.319	167,190	Km/h
	Race	(RC1)	2016	C.Davies	1'50.421	165,520	Km/h
	All Times	(SP2)	2017	C.Davies	1'49.319	167,190	Km/h

Start 06/04/2019 09:00 End 09:22 The results are provisional until the end of the time limit for protests and appeals and the completion of the technical checks.

These data/results cannot be reproduced, stored and/or transmitted in whole or in part by any manner of electronic, mechanical, photocopying, recording, broadcasting or otherwise now known or herein after developed without the previous express consent by the copyright owner, except for reproduction in daily press and regular printed publications on sale to the public within 60 days of the event related to those data/results and always provided that copyright symbol appears together as follows below.

© DORNA WSBK ORGANIZATION Srl 2019



## Motocard Aragon Round, 5-7 April 2019 Results Free Practice 3rd Session

### Session Highlights

Local Time	No. Rider	Description
09.00.00		Start
09.00.05		WorldSBK Pit Intervention Time: 56secs
09.05.11	<b>52 A. DELBIANCO</b>	Crashed - Turn 9
09.05.40	<b>52 A. DELBIANCO</b>	Re-joined
09.11.39	<b>23 R. KIYONARI</b>	On Asphalt - Re-Joined - Turn 14
09.22.20		End Of Session

### Fastest Laps Sequence

No.	Rider	Nat	Team	Bike	Local Time	Time	Gap	Avg
1	J. REA	GBR	Kawasaki Racing Team WorldSBK	Kawasaki ZX-10RR	09:03'48.548	<b>1'51.625</b>		163,738
1	J. REA	GBR	Kawasaki Racing Team WorldSBK	Kawasaki ZX-10RR	09:05'40.010	<b>1'51.462</b>	-0.163	163,977
66	T. SYKES	GBR	BMW Motorrad WorldSBK Team	BMW S1000 RR	09:08'43.390	<b>1'51.219</b>	-0.243	164,335
66	T. SYKES	GBR	BMW Motorrad WorldSBK Team	BMW S1000 RR	09:10'34.272	<b>1'50.882</b>	-0.337	164,835
1	J. REA	GBR	Kawasaki Racing Team WorldSBK	Kawasaki ZX-10RR	09:18'34.349	<b>1'50.655</b>	-0.227	165,173

Start                      End                      The results are provisional until the end of the time limit for protests and appeals  
06/04/2019              09:00                      09:22                      and the completion of the technical checks.

These data/results cannot be reproduced, stored and/or transmitted in whole or in part by any manner of electronic, mechanical, photocopying, recording, broadcasting or otherwise now known or herein after developed without the previous express consent by the copyright owner, except for reproduction in daily press and regular printed publications on sale to the public within 60 days of the event related to those data/results and always provided that copyright symbol appears together as follows below.

© DORNA WSBK ORGANIZATION Srl 2019



## Motocard Aragon Round, 5-7 April 2019

### Best Sectors & Speed Free Practice 3rd Session

MotorLand Aragon 5.077 m

#### BEST LAP

1	1 J. REA	Kawasaki ZX-10RR	1'50.655
2	66 T. SYKES	BMW S1000 RR	1'50.882
3	22 A. LOWES	Yamaha YZF R1	1'51.123
4	19 A. BAUTISTA	Ducati Panigale V4 R	1'51.488
5	7 C. DAVIES	Ducati Panigale V4 R	1'51.523
6	28 M. REITERBERGER	BMW S1000 RR	1'51.576
7	91 L. HASLAM	Kawasaki ZX-10RR	1'51.590
8	50 E. LAVERTY	Ducati Panigale V4 R	1'51.699
9	33 M. MELANDRI	Yamaha YZF R1	1'51.776
10	11 S. CORTESE	Yamaha YZF R1	1'51.852
11	54 T. RAZGATLIOGLU	Kawasaki ZX-10RR	1'51.966
12	60 M. VAN DER MARK	Yamaha YZF R1	1'52.029
13	81 J. TORRES	Kawasaki ZX-10RR	1'52.198
14	36 L. MERCADO	Kawasaki ZX-10RR	1'52.354
15	21 M. RINALDI	Ducati Panigale V4 R	1'52.810
16	2 L. CAMIER	Honda CBR1000RR	1'53.136
17	23 R. KIYONARI	Honda CBR1000RR	1'53.996
18	52 A. DELBIANCO	Honda CBR1000RR	1'54.855

#### SPEED

1	19 A. BAUTISTA	Ducati Panigale V4 R	316,7
2	7 C. DAVIES	Ducati Panigale V4 R	314,9
3	1 J. REA	Kawasaki ZX-10RR	314,0
4	50 E. LAVERTY	Ducati Panigale V4 R	310,3
5	21 M. RINALDI	Ducati Panigale V4 R	309,5
6	22 A. LOWES	Yamaha YZF R1	308,6
7	60 M. VAN DER MARK	Yamaha YZF R1	308,6
8	23 R. KIYONARI	Honda CBR1000RR	308,6
9	91 L. HASLAM	Kawasaki ZX-10RR	307,7
10	33 M. MELANDRI	Yamaha YZF R1	305,9
11	54 T. RAZGATLIOGLU	Kawasaki ZX-10RR	305,1
12	28 M. REITERBERGER	BMW S1000 RR	305,1
13	11 S. CORTESE	Yamaha YZF R1	305,1
14	66 T. SYKES	BMW S1000 RR	304,2
15	2 L. CAMIER	Honda CBR1000RR	304,2
16	36 L. MERCADO	Kawasaki ZX-10RR	302,5
17	81 J. TORRES	Kawasaki ZX-10RR	300,8
18	52 A. DELBIANCO	Honda CBR1000RR	292,7

#### SEG. 1

1	1 J. REA	31.800
2	66 T. SYKES	31.809
3	28 M. REITERBERGER	31.841
4	22 A. LOWES	31.885
5	7 C. DAVIES	31.960
6	19 A. BAUTISTA	31.966
7	91 L. HASLAM	32.004
8	33 M. MELANDRI	32.019
9	50 E. LAVERTY	32.045
10	11 S. CORTESE	32.111
11	60 M. VAN DER MARK	32.254
12	81 J. TORRES	32.272
13	54 T. RAZGATLIOGLU	32.289
14	36 L. MERCADO	32.294
15	2 L. CAMIER	32.444
16	21 M. RINALDI	32.512
17	23 R. KIYONARI	32.732
18	52 A. DELBIANCO	33.148

#### SEG. 2

1	1 J. REA	31.093
2	66 T. SYKES	31.110
3	22 A. LOWES	31.364
4	28 M. REITERBERGER	31.412
5	33 M. MELANDRI	31.428
6	7 C. DAVIES	31.466
7	50 E. LAVERTY	31.474
8	91 L. HASLAM	31.510
9	54 T. RAZGATLIOGLU	31.542
10	11 S. CORTESE	31.551
11	81 J. TORRES	31.555
12	60 M. VAN DER MARK	31.580
13	36 L. MERCADO	31.655
14	19 A. BAUTISTA	31.664
15	2 L. CAMIER	31.857
16	21 M. RINALDI	31.908
17	52 A. DELBIANCO	32.172
18	23 R. KIYONARI	32.218

#### SEG. 3

1	66 T. SYKES	21.285
2	1 J. REA	21.305
3	7 C. DAVIES	21.379
4	22 A. LOWES	21.457
5	11 S. CORTESE	21.485
6	28 M. REITERBERGER	21.497
7	91 L. HASLAM	21.516
8	19 A. BAUTISTA	21.552
9	33 M. MELANDRI	21.569
10	60 M. VAN DER MARK	21.573
11	50 E. LAVERTY	21.582
12	36 L. MERCADO	21.599
13	81 J. TORRES	21.672
14	54 T. RAZGATLIOGLU	21.673
15	21 M. RINALDI	21.763
16	2 L. CAMIER	21.811
17	52 A. DELBIANCO	22.013
18	23 R. KIYONARI	22.064

#### SEG. 4

1	19 A. BAUTISTA	26.193
2	1 J. REA	26.277
3	50 E. LAVERTY	26.302
4	22 A. LOWES	26.333
5	7 C. DAVIES	26.348
6	11 S. CORTESE	26.415
7	54 T. RAZGATLIOGLU	26.462
8	60 M. VAN DER MARK	26.549
9	91 L. HASLAM	26.558
10	66 T. SYKES	26.613
11	21 M. RINALDI	26.615
12	81 J. TORRES	26.678
13	28 M. REITERBERGER	26.685
14	36 L. MERCADO	26.700
15	33 M. MELANDRI	26.707
16	23 R. KIYONARI	26.832
17	2 L. CAMIER	26.849
18	52 A. DELBIANCO	27.484

06/04/2019

These data/results cannot be reproduced, stored and/or transmitted in whole or in part by any manner of electronic, mechanical, photocopying, recording, broadcasting or otherwise now known or herein after developed without the previous express consent by the copyright owner, except for reproduction in daily press and regular printed publications on sale to the public within 60 days of the event related to those data/results and always provided that copyright symbol appears together as follows below.

© DORNA WSBK ORGANIZATION Srl 2019

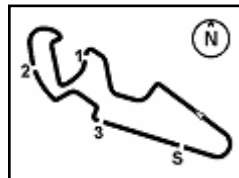
FICR PERUGIA TIMING



Official Tyre Supplier



Official Timekeeper



MotorLand Aragon 5.077 m

## Motocard Aragon Round, 5-7 April 2019

### Ideal Times Free Practice 3rd Session

No.	Rider	Nat	Bike	Seg. 1	Seg. 2	Seg. 3	Seg. 4	Ideal Time		
				Diff. 1	Diff. 2	Diff. 3	Diff. 4	Best Lap	Pos.	Diff.
1	<b>1 J. REA</b>	GBR	Kawasaki ZX-10RR	<b>31.800</b> +0.109	<b>31.093</b>	21.305	26.277 +0.071	<b>1'50.475</b> 1'50.655	1	0.180
2	<b>66 T. SYKES</b>	GBR	BMW S1000 RR	31.809 +0.041	31.110	<b>21.285</b> +0.017	26.613 +0.007	<b>1'50.817</b> 1'50.882	2	0.065
3	<b>22 A. LOWES</b>	GBR	Yamaha YZF R1	31.885 +0.040	31.364 +0.044	21.457	26.333	<b>1'51.039</b> 1'51.123	3	0.084
4	<b>7 C. DAVIES</b>	GBR	Ducati Panigale V4 R	31.960	31.466 +0.122	21.379	26.348 +0.248	<b>1'51.153</b> 1'51.523	5	0.370
5	<b>19 A. BAUTISTA</b>	ESP	Ducati Panigale V4 R	31.966	31.664 +0.113	21.552	<b>26.193</b>	<b>1'51.375</b> 1'51.488	4	0.113
6	<b>50 E. LAVERTY</b>	IRL	Ducati Panigale V4 R	32.045	31.474 +0.154	21.582 +0.090	26.302 +0.052	<b>1'51.403</b> 1'51.699	8	0.296
7	<b>28 M. REITERBERGER</b>	GER	BMW S1000 RR	31.841 +0.014	31.412 +0.066	21.497 +0.027	26.685 +0.034	<b>1'51.435</b> 1'51.576	6	0.141
8	<b>11 S. CORTESE</b>	GER	Yamaha YZF R1	32.111	31.551 +0.143	21.485	26.415 +0.147	<b>1'51.562</b> 1'51.852	10	0.290
9	<b>91 L. HASLAM</b>	GBR	Kawasaki ZX-10RR	32.004	31.510	21.516 +0.002	26.558	<b>1'51.588</b> 1'51.590	7	0.002
10	<b>33 M. MELANDRI</b>	ITA	Yamaha YZF R1	32.019 +0.048	31.428	21.569 +0.005	26.707	<b>1'51.723</b> 1'51.776	9	0.053
11	<b>60 M. VAN DER MARK</b>	NED	Yamaha YZF R1	32.254	31.580 +0.066	21.573 +0.007	26.549	<b>1'51.956</b> 1'52.029	12	0.073
12	<b>54 T. RAZGATLIOGLU</b>	TUR	Kawasaki ZX-10RR	32.289	31.542	21.673	26.462	<b>1'51.966</b> 1'51.966	11	
13	<b>81 J. TORRES</b>	ESP	Kawasaki ZX-10RR	32.272	31.555	21.672 +0.021	26.678	<b>1'52.177</b> 1'52.198	13	0.021
14	<b>36 L. MERCADO</b>	ARG	Kawasaki ZX-10RR	32.294	31.655	21.599	26.700 +0.106	<b>1'52.248</b> 1'52.354	14	0.106
15	<b>21 M. RINALDI</b>	ITA	Ducati Panigale V4 R	32.512	31.908 +0.012	21.763	26.615	<b>1'52.798</b> 1'52.810	15	0.012
16	<b>2 L. CAMIER</b>	GBR	Honda CBR1000RR	32.444	31.857 +0.047	21.811 +0.128	26.849	<b>1'52.961</b> 1'53.136	16	0.175
17	<b>23 R. KIYONARI</b>	JPN	Honda CBR1000RR	32.732	32.218 +0.046	22.064	26.832 +0.104	<b>1'53.846</b> 1'53.996	17	0.150
18	<b>52 A. DELBIANCO</b>	ITA	Honda CBR1000RR	33.148	32.172	22.013	27.484 +0.038	<b>1'54.817</b> 1'54.855	18	0.038
<b>Overall Ideal Time</b>				<b>31.800</b>	<b>31.093</b>	<b>21.285</b>	<b>26.193</b>	<b>1'50.371</b>		

06/04/2019

These data/results cannot be reproduced, stored and/or transmitted in whole or in part by any manner of electronic, mechanical, photocopying, recording, broadcasting or otherwise now known or herein after developed without the previous express consent by the copyright owner, except for reproduction in daily press and regular printed publications on sale to the public within 60 days of the event related to those data/results and always provided that copyright symbol appears together as follows below.

© DORNA WSBK ORGANIZATION Srl 2019

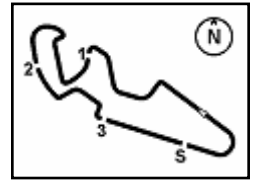
FICR PERUGIA TIMING



Official Tyre Supplier



Official Timekeeper



## Motocard Aragon Round, 5-7 April 2019 Chronological Analysis Free Practice 3rd Session

MotorLand Aragon 5.077 m

1 / 2

1° 1 J. REA (1'50.655)							
Lap	Seg.1	Seg.2	Seg.3	Seg.4	Lap Time	km/h	Local Time
1		32.186	22.021	26.931		303,4	9:01'56.923
2	32.204	31.396	21.413	26.612	1'51.625	305,1	9:03'48.548
3	32.060	31.376	21.447	26.579	1'51.462	305,9	9:05'40.010
4	32.079	31.360	22.516	27.242	1'53.197	302,5	9:07'33.207
5	31.911	31.491	21.448	26.668	1'51.518	305,1	9:09'24.725
6	32.011	33.437	21.911	31.823	1'59.182P	305,1	9:11'23.907
7	3'59.148	32.406	21.673	26.560	5'19.787P	304,2	9:16'43.694
8	31.909	<b>31.093</b>	<b>21.305</b>	26.348	<b>1'50.655</b>	308,6	9:18'34.349
9	<b>31.800</b>	31.269	21.432	<b>26.277</b>	1'50.778	<b>314,0</b>	9:20'25.127

3	32.267	32.014	21.568	26.781	1'52.630	303,4	9:06'38.725
4	32.239	31.446	<b>21.497</b>	26.736	1'51.918	304,2	9:08'30.643
5	31.968	31.815	21.703	26.707	1'52.193	304,2	9:10'22.836
6	<b>31.841</b>	<b>31.412</b>	21.939	26.758	1'51.950	<b>305,1</b>	9:12'14.786
7	31.969	31.562	21.627	26.817	1'51.975	303,4	9:14'06.761
8	31.855	31.478	21.524	26.719	<b>1'51.576</b>	304,2	9:15'58.337
9	31.998	31.625	21.792	26.995	1'52.410	303,4	9:17'50.747
10	32.031	31.540	21.766	26.842	1'52.179	304,2	9:19'42.926
11	31.891	31.527	21.709	<b>26.685</b>	1'51.812	<b>305,1</b>	9:21'34.738

2° 66 T. SYKES (1'50.882)							
Lap	Seg.1	Seg.2	Seg.3	Seg.4	Lap Time	km/h	Local Time
1		33.217	22.028	27.781		301,7	9:04'58.601
2	32.679	31.963	22.060	26.868	1'53.570	302,5	9:06'52.171
3	31.840	31.324	21.442	<b>26.613</b>	1'51.219	303,4	9:08'43.390
4	31.850	<b>31.110</b>	21.302	<b>26.620</b>	<b>1'50.882</b>	<b>304,2</b>	9:10'34.272
5	31.964	31.268	21.917	26.933	1'52.082	301,7	9:12'26.354
6	31.954	31.246	21.361	26.624	1'51.185	302,5	9:14'17.539
7	31.885	31.289	<b>21.285</b>	26.622	1'51.081	303,4	9:16'08.620
8	32.824	32.279	22.369	27.044	1'54.516	301,7	9:18'03.136
9	31.821	31.161	23.148	26.626	1'52.756	303,4	9:19'55.892
10	<b>31.809</b>	31.275	21.440	26.814	1'51.338	302,5	9:21'47.230

7° 91 L. HASLAM (1'51.590)							
Lap	Seg.1	Seg.2	Seg.3	Seg.4	Lap Time	km/h	Local Time
1		34.171	23.350	27.441		305,1	9:03'23.250
2	33.384	32.116	21.821	26.970	1'54.291	306,8	9:05'17.541
3	32.207	31.528	21.721	26.619	1'52.075	<b>307,7</b>	9:07'09.616
4	32.050	31.668	21.804	26.660	1'52.182	305,9	9:09'01.798
5	32.192	31.583	21.679	26.640	1'52.094	305,9	9:10'53.892
6	32.042	36.616	24.039	29.440	2'02.137	299,2	9:12'56.029
7	32.086	31.631	<b>21.516</b>	26.568	1'51.801	<b>307,7</b>	9:14'47.830
8	32.043	31.848	21.562	26.954	1'52.407	303,4	9:16'40.237
9	32.103	31.778	21.897	28.876	1'54.654	239,5	9:18'34.891
10	<b>32.004</b>	<b>31.510</b>	21.518	<b>26.558</b>	<b>1'51.590</b>	<b>307,7</b>	9:20'26.481

3° 22 A. LOWES (1'51.123)							
Lap	Seg.1	Seg.2	Seg.3	Seg.4	Lap Time	km/h	Local Time
1		32.909	22.574	29.349		292,7	9:12'16.418
2	32.393	31.601	21.710	26.447	1'52.151	305,9	9:14'08.569
3	31.925	31.408	<b>21.457</b>	<b>26.333</b>	<b>1'51.123</b>	305,9	9:15'59.692
4	<b>31.885</b>	<b>31.364</b>	21.513	26.393	1'51.155	307,7	9:17'50.847
5	33.638	31.916	21.746	26.373	1'53.673	306,8	9:19'44.520
6	31.970	31.426	21.462	26.527	1'51.385	<b>308,6</b>	9:21'35.905

8° 50 E. LAVERTY (1'51.699)							
Lap	Seg.1	Seg.2	Seg.3	Seg.4	Lap Time	km/h	Local Time
1		33.068	22.189	26.689		306,8	9:03'12.412
2	32.727	31.570	21.616	26.421	1'52.334	308,6	9:05'04.746
3	<b>32.045</b>	31.628	21.672	26.354	<b>1'51.699</b>	307,7	9:06'56.445
4	32.392	31.576	21.726	26.359	1'52.053	306,8	9:08'48.498
5	32.280	31.637	21.614	26.387	1'51.918	308,6	9:10'40.416
6	32.191	31.843	<b>21.582</b>	<b>26.302</b>	1'51.918	307,7	9:12'32.334
7	32.415	<b>31.474</b>	21.761	26.448	1'52.098	308,6	9:14'24.432
8	32.385	31.593	21.732	26.445	1'52.155	308,6	9:16'16.587
9	32.406	31.734	21.858	26.465	1'52.463	<b>310,3</b>	9:18'09.050
10	32.828	31.795	21.880	26.625	1'53.128	308,6	9:20'02.178

4° 19 A. BAUTISTA (1'51.488)							
Lap	Seg.1	Seg.2	Seg.3	Seg.4	Lap Time	km/h	Local Time
1		33.495	23.052	33.823		310,3	9:02'27.603
2	6'00.983	32.629	22.285	26.627	7'22.524P	313,0	9:09'50.127
3	32.422	31.811	21.938	26.224	1'52.395	314,9	9:11'42.522
4	32.053	31.723	21.773	26.210	1'51.759	<b>316,7</b>	9:13'34.281
5	32.017	<b>31.664</b>	21.755	26.222	1'51.658	315,8	9:15'25.939
6	<b>31.966</b>	31.777	<b>21.552</b>	<b>26.193</b>	<b>1'51.488</b>	314,0	9:17'17.427
7	32.045	31.921	21.665	26.269	1'51.900	314,0	9:19'09.327
8	32.012	31.887	21.717	26.416	1'52.032	314,9	9:21'01.359

9° 33 M. MELANDRI (1'51.776)							
Lap	Seg.1	Seg.2	Seg.3	Seg.4	Lap Time	km/h	Local Time
1		34.347	23.389	27.985		300,0	9:02'11.538
2	33.882	33.115	22.678	27.892	1'57.567	295,9	9:04'09.105
3	32.581	32.278	22.595	33.645	2'01.099P	303,4	9:06'10.204
4	3'24.526	38.217	23.320	27.431	4'53.494P	300,8	9:11'03.698
5	32.949	32.177	21.743	26.979	1'53.848	304,2	9:12'57.546
6	32.067	<b>31.428</b>	21.574	<b>26.707</b>	<b>1'51.776</b>	<b>305,9</b>	9:14'49.322
7	<b>32.019</b>	35.462	22.023	28.406	1'57.910	304,2	9:16'47.232
8	32.073	31.536	<b>21.569</b>	26.722	1'51.900	304,2	9:18'39.132
9	32.167	34.448	24.530	27.138	1'58.283	305,1	9:20'37.415

5° 7 C. DAVIES (1'51.523)							
Lap	Seg.1	Seg.2	Seg.3	Seg.4	Lap Time	km/h	Local Time
1		33.030	22.554	32.736		273,4	9:02'11.821
2	3'01.326	32.696	21.848	26.903	4'22.773P	310,3	9:06'34.594
3	32.706	31.684	21.541	26.519	1'52.450	310,3	9:08'27.044
4	32.363	31.482	21.876	26.464	1'52.185	312,1	9:10'19.229
5	<b>31.960</b>	31.588	<b>21.379</b>	26.596	<b>1'51.523</b>	312,1	9:12'10.752
6	32.188	31.562	21.433	26.465	1'51.648	312,1	9:14'02.400
7	32.145	31.560	21.470	26.414	1'51.589	312,1	9:15'53.989
8	32.249	<b>31.466</b>	21.625	26.526	1'51.866	313,0	9:17'45.855
9	32.123	31.552	21.558	26.398	1'51.631	312,1	9:19'37.486
10	32.165	31.582	21.715	<b>26.348</b>	1'51.810	<b>314,9</b>	9:21'29.296

10° 11 S. CORTESE (1'51.852)							
Lap	Seg.1	Seg.2	Seg.3	Seg.4	Lap Time	km/h	Local Time
1		34.029	23.313	27.540		304,2	9:02'22.635
2	33.788	32.704	22.632	34.955	2'04.079P	304,2	9:04'26.714
3	5'10.132	33.445	22.579	26.920	6'33.076P	301,7	9:10'59.790
4	32.378	<b>31.551</b>	21.730	<b>26.415</b>	1'52.074	304,2	9:12'51.864
5	32.339	31.789	21.573	26.535	1'52.236	303,4	9:14'44.100
6	34.770	33.970	21.819	26.849	1'57.408	<b>305,1</b>	9:16'41.508
7	<b>32.111</b>	31.694	<b>21.485</b>	26.562	<b>1'51.852</b>	<b>305,1</b>	9:18'33.360
8	36.113	34.887	22.495	27.360	2'00.855	303,4	9:20'34.215

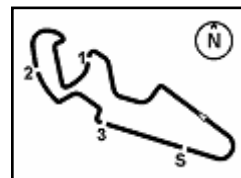
6° 28 M. REITERBERGER (1'51.576)							
Lap	Seg.1	Seg.2	Seg.3	Seg.4	Lap Time	km/h	Local Time
1		34.199	23.640	27.990		299,2	9:02'51.233
2	33.337	32.395	22.090	27.040	1'54.862	303,4	9:04'46.095

11° 54 T. RAZGATLIOGLU (1'51.966)							
Lap	Seg.1	Seg.2	Seg.3	Seg.4	Lap Time	km/h	Local Time
1		33.076	22.682	27.244		301,7	9:02'00.015

06/04/2019 P = Pits In/Out - C = Lap Time Cancelled

These data/results cannot be reproduced, stored and/or transmitted in whole or in part by any manner of electronic, mechanical, photocopying, recording, broadcasting or otherwise now known or herein after developed without the previous express consent by the copyright owner, except for reproduction in daily press and regular printed publications on sale to the public within 60 days of the event related to those data/results and always provided that copyright symbol appears together as follows below.

© DORNA WSBK ORGANIZATION Srl 2019



MotorLand Aragon 5.077 m

2 / 2

## Motocard Aragon Round, 5-7 April 2019 Chronological Analysis Free Practice 3rd Session

2	33.270	32.072	22.034	26.814	1'54.190	300,8	9:03'54.205	6	32.482	32.179	21.930	26.986	1'53.577	<b>304,2</b>	9:11'36.478
3	32.772	32.045	22.389	26.793	1'53.999	300,0	9:05'48.204	7	34.667	31.965	<b>21.811</b>	30.145	1'58.588	195,3	9:13'35.066
4	32.545	31.693	21.832	26.831	1'52.901	300,0	9:07'41.105	8	32.571	33.431	22.237	27.406	1'55.645	302,5	9:15'30.711
5	32.635	31.911	21.878	29.926	1'56.350	300,0	9:09'37.455	9	34.831	33.168	22.572	32.646	2'03.217P	302,5	9:17'33.928
6	33.810	37.460	25.202	26.836	2'03.308	<b>305,1</b>	9:11'40.763	10	1'39.885	32.743	22.551	27.063	3'02.242P	<b>304,2</b>	9:20'36.170
7	34.489	32.234	22.161	32.352	2'01.236P	300,8	9:13'41.999								
8	3'11.386	35.237	22.847	26.792	4'36.262P	302,5	9:18'18.261								
9	<b>32.289</b>	<b>31.542</b>	<b>21.673</b>	<b>26.462</b>	<b>1'51.966</b>	<b>305,1</b>	9:20'10.227								

### 12° 60 M. VAN DER MARK (1'52.029)

Lap	Seg.1	Seg.2	Seg.3	Seg.4	Lap Time	km/h	Local Time
1		33.261	24.875	27.024		305,9	9:02'13.868
2	33.166	32.073	22.564	26.869	1'54.672	<b>308,6</b>	9:04'08.540
3	32.549	31.773	21.714	26.704	1'52.740	304,2	9:06'01.280
4	32.274	31.601	21.640	26.681	1'52.196	303,4	9:07'53.476
5	32.318	31.640	21.594	26.662	1'52.214	304,2	9:09'45.690
6	32.298	31.683	21.661	26.588	1'52.230	306,8	9:11'37.920
7	32.269	31.735	<b>21.573</b>	26.687	1'52.264	305,1	9:13'30.184
8	32.347	31.695	21.599	26.655	1'52.296	305,1	9:15'22.480
9	35.664	32.033	21.585	26.645	1'55.927	305,9	9:17'18.407
10	32.276	<b>31.580</b>	21.604	26.655	1'52.115	306,8	9:19'10.522
11	<b>32.254</b>	31.646	21.580	<b>26.549</b>	<b>1'52.029</b>	306,8	9:21'02.551

### 13° 81 J. TORRES (1'52.198)

Lap	Seg.1	Seg.2	Seg.3	Seg.4	Lap Time	km/h	Local Time
1		35.764	23.665	28.015		291,1	9:02'35.387
2	33.486	32.500	22.210	27.606	1'55.802	289,5	9:04'31.189
3	45.088	38.352	23.628	34.940	2'22.008P	285,0	9:06'53.197
4	4'24.229	33.235	22.390	26.896	5'46.750P	297,5	9:12'39.947
5	32.323	31.594	21.786	26.708	1'52.411	298,3	9:14'32.358
6	32.400	31.715	21.801	26.735	1'52.651	298,3	9:16'25.009
7	<b>32.272</b>	<b>31.555</b>	21.693	<b>26.678</b>	<b>1'52.198</b>	300,0	9:18'17.207
8	32.308	31.664	<b>21.672</b>	26.687	1'52.331	<b>300,8</b>	9:20'09.538

### 14° 36 L. MERCADO (1'52.354)

Lap	Seg.1	Seg.2	Seg.3	Seg.4	Lap Time	km/h	Local Time
1		33.444	22.712	27.456		299,2	9:02'13.209
2	33.652	32.179	22.396	27.259	1'55.486	300,0	9:04'08.695
3	32.634	32.000	21.642	<b>26.700</b>	1'52.976	<b>302,5</b>	9:06'01.671
4	<b>32.294</b>	<b>31.655</b>	<b>21.599</b>	26.806	<b>1'52.354</b>	<b>302,5</b>	9:07'54.025
5	32.333	31.781	21.818	26.819	1'52.751	301,7	9:09'46.776
6	32.348	31.896	21.814	26.833	1'52.891	301,7	9:11'39.667
7	32.428	32.008	21.814	33.218	1'59.468P	300,0	9:13'39.135
8	3'51.385	33.022	22.298	27.638	5'14.343P	295,9	9:18'53.478
9	33.308	32.426	21.975	27.564	1'55.273	295,1	9:20'48.751

### 15° 21 M. RINALDI (1'52.810)

Lap	Seg.1	Seg.2	Seg.3	Seg.4	Lap Time	km/h	Local Time
1		34.671	23.899	27.359		<b>309,5</b>	9:10'54.929
2	33.107	32.744	22.595	27.106	1'55.552	306,8	9:12'50.481
3	33.158	32.889	22.339	26.921	1'55.307	307,7	9:14'45.788
4	32.732	<b>31.908</b>	22.202	26.695	1'53.537	306,8	9:16'39.325
5	<b>32.512</b>	31.920	<b>21.763</b>	<b>26.615</b>	<b>1'52.810</b>	306,8	9:18'32.135
6	32.517	31.912	21.907	26.972	1'53.308	306,8	9:20'25.443

### 16° 2 L. CAMIER (1'53.136)

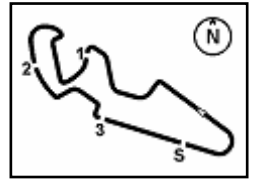
Lap	Seg.1	Seg.2	Seg.3	Seg.4	Lap Time	km/h	Local Time
1		33.522	22.709	27.417		302,5	9:02'06.020
2	33.161	32.189	22.920	27.183	1'55.453	301,7	9:04'01.473
3	32.770	<b>31.857</b>	21.972	26.983	1'53.582	301,7	9:05'55.055
4	<b>32.444</b>	31.904	21.939	<b>26.849</b>	<b>1'53.136</b>	302,5	9:07'48.191
5	32.469	33.246	22.063	26.932	1'54.710	302,5	9:09'42.901

06/04/2019 P = Pits In/Out - C = Lap Time Cancelled

These data/results cannot be reproduced, stored and/or transmitted in whole or in part by any manner of electronic, mechanical, photocopying, recording, broadcasting or otherwise now known or herein after developed without the previous express consent by the copyright owner, except for reproduction in daily press and regular printed publications on sale to the public within 60 days of the event related to those data/results and always provided that copyright symbol appears together as follows below.

© DORNA WSBK ORGANIZATION Srl 2019

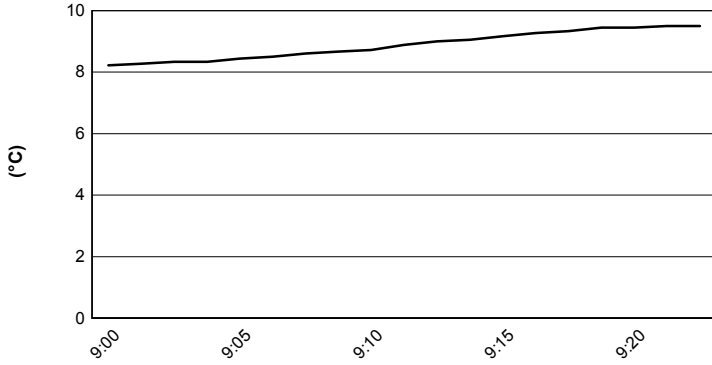




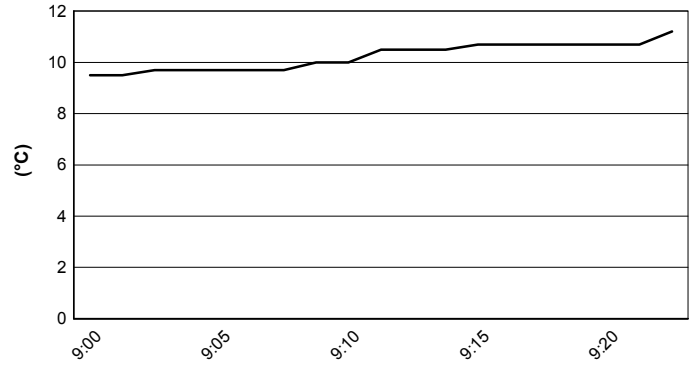
MotorLand Aragon 5.077 m

**Motocard Aragon Round, 5-7 April 2019**  
**Weather Report Free Practice 3rd Session**  
 Session started 09:00 - Session ended 9:22

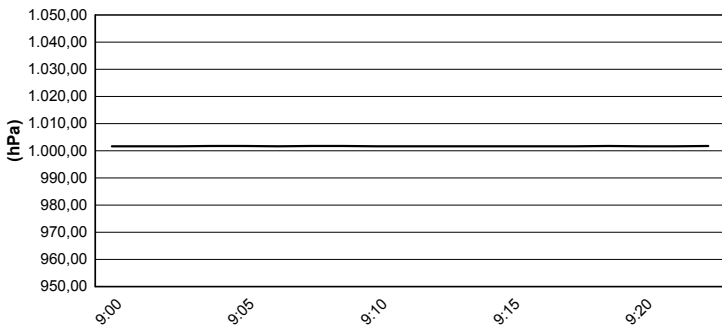
### Air Temperature



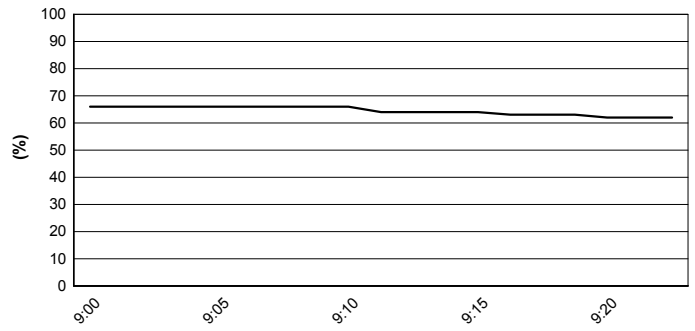
### Track Temperature



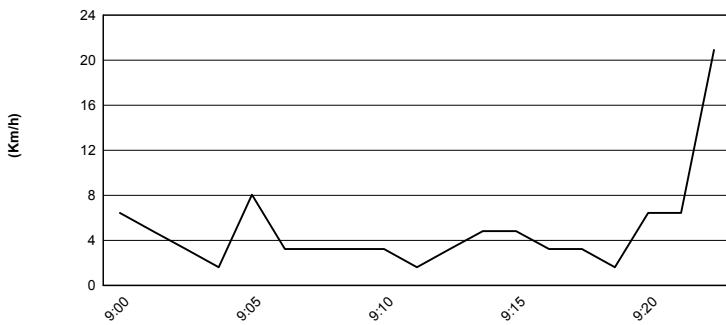
### Air Pressure



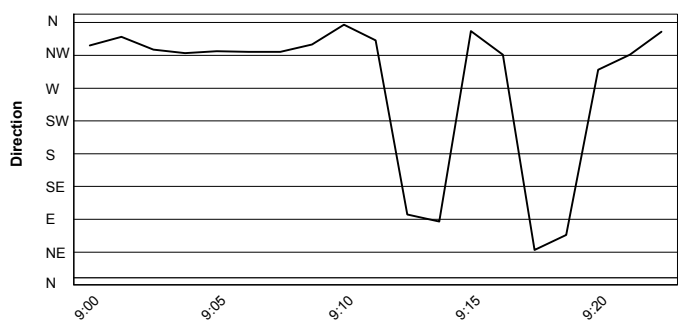
### Humidity



### Wind Speed



### Wind Direction



06/04/2019

These data/results cannot be reproduced, stored and/or transmitted in whole or in part by any manner of electronic, mechanical, photocopying, recording, broadcasting or otherwise now known or herein after developed without the previous express consent by the copyright owner, except for reproduction in daily press and regular printed publications on sale to the public within 60 days of the event related to those data/results and always provided that copyright symbol appears together as follows below.

© DORNA WSBK ORGANIZATION Srl 2019