

Motocard Aragon Round, 5-7 April 2019

Free Practices Combined Results

No.	Rider	Nat	Team	Bike	Class	FP1	FP2	FP3	Time	Gap	Rel.	Avg	LL
1	36 T. GRADINGER	AUT	Kallio Racing	Yamaha YZF R6		1'55.352	2'21.336	1'54.992	1'54.992			158,943	27
2	3 R. DE ROSA	ITA	MV AGUSTA Reparto Corse	MV Agusta F3 675		1'55.039	2'17.866	1'55.924	1'55.039	0.047	0.047	158,878	33
3	21 R. KRUMMENACHER	SUI	BARDAHL Evan Bros. WorldSSP Team	Yamaha YZF R6		1'55.610	2'14.929	1'55.118	1'55.118	0.126	0.079	158,769	36
4	64 F. CARICASULO	ITA	BARDAHL Evan Bros. WorldSSP Team	Yamaha YZF R6		1'55.455	2'15.438	1'55.172	1'55.172	0.180	0.054	158,695	37
5	16 J. CLUZEL	FRA	GMT94 YAMAHA	Yamaha YZF R6		1'55.175	2'20.217	1'55.908	1'55.175	0.183	0.003	158,691	24
6	78 H. OKUBO	JPN	Kawasaki Puccetti Racing	Kawasaki ZX-6R		1'55.509		1'56.324	1'55.509	0.517	0.334	158,232	20
7	44 L. MAHIAS	FRA	Kawasaki Puccetti Racing	Kawasaki ZX-6R		1'56.126	2'14.322	1'55.703	1'55.703	0.711	0.194	157,967	29
8	94 C. PEROLARI	FRA	GMT94 YAMAHA	Yamaha YZF R6		1'56.365	2'16.160	1'55.924	1'55.924	0.932	0.221	157,665	31
9	32 I. VINALES	ESP	Kallio Racing	Yamaha YZF R6		1'55.934	2'31.573	1'56.249	1'55.934	0.942	0.010	157,652	25
10	47 R. HARTOG	NED	Team Hartog - Against Cancer	Kawasaki ZX-6R		1'56.562			1'56.562	1.570	0.628	156,802	13
11	86 A. BADOVINI	ITA	Team Pedercini Racing	Kawasaki ZX-6R		1'56.642	2'15.383	1'56.884	1'56.642	1.650	0.080	156,695	28
12	80 H. BARBERA	ESP	Team Toth by Willirace	Yamaha YZF R6		1'57.465		1'56.652	1'56.652	1.660	0.010	156,681	17
13	38 H. SOOMER	EST	MPM WILSport Racedays	Honda CBR600RR		1'56.955	2'18.517	1'57.135	1'56.955	1.963	0.303	156,275	32
14	11 K. SMITH	GBR	Team Pedercini Racing	Kawasaki ZX-6R	ESS	1'58.286	2'17.221	1'57.128	1'57.128	2.136	0.173	156,045	20
15	56 P. SEBESTYEN	HUN	CIA Landlord Insurance Honda	Honda CBR600RR		1'57.233	2'19.768	1'57.370	1'57.233	2.241	0.105	155,905	31
16	95 J. DANILO	FRA	CIA Landlord Insurance Honda	Honda CBR600RR		1'57.782	2'20.141	1'57.245	1'57.245	2.253	0.012	155,889	30
17	84 L. CRESSON	BEL	Kallio Racing	Yamaha YZF R6		1'57.496	2'30.617	1'57.292	1'57.292	2.300	0.047	155,826	24
18	10 N. CALERO	ESP	Orelac Racing VerdNatura	Kawasaki ZX-6R		1'57.400	2'18.464	1'57.823	1'57.400	2.408	0.108	155,683	32
19	22 F. FULIGNI	ITA	MV AGUSTA Reparto Corse	MV Agusta F3 675		1'57.522	2'21.945	1'57.519	1'57.519	2.527	0.119	155,525	34
20	74 J. VAN SIKKELERUS	NED	MPM WILSport Racedays	Honda CBR600RR		1'57.683	2'25.094	1'57.918	1'57.683	2.691	0.164	155,309	26
21	48 X. NAVAND	FRA	DK MOTORSPORT	Yamaha YZF R6	ESS	1'57.763		1'57.713	1'57.713	2.721	0.030	155,269	27
22	6 M. HERRERA	ESP	MS Racing	Yamaha YZF R6		1'57.858		1'57.835	1'57.835	2.843	0.122	155,108	23
23	30 G. VAN STRAALEN	NED	EAB Racing Team	Kawasaki ZX-6R		1'59.320	2'29.748	1'58.143	1'58.143	3.151	0.308	154,704	32
24	15 A. COPPOLA	ITA	GEMAR - Ciociaria Corse WorldSSP Team	Honda CBR600RR		1'59.231		1'59.165	1'59.165	4.173	1.022	153,377	22
25	4 C. STANGE	GER	GEMAR - Ciociaria Corse WorldSSP Team	Honda CBR600RR		1'59.921		1'59.751	1'59.751	4.759	0.586	152,627	21
26	67 G. MATERN	FRA	Flembbo Leader Team	Kawasaki ZX-6R	ESS		2'26.214	2'02.345	2'02.345	7.353	2.594	149,391	14

06/04/2019

These data/results cannot be reproduced, stored and/or transmitted in whole or in part by any manner of electronic, mechanical, photocopying, recording, broadcasting or otherwise now known or herein after developed without the previous express consent by the copyright owner, except for reproduction in daily press and regular printed publications on sale to the public within 60 days of the event related to those data/results and always provided that copyright symbol appears together as follows below.

© DORNA WSBK ORGANIZATION Srl 2019

FICR PERUGIA TIMING



Official Tyre Supplier



Official Timekeeper

Motocard Aragon Round, 5-7 April 2019

Results Free Practice 3rd Session

MotorLand Aragon 5.077 m

1 / 2

No.	Rider	Nat	Team	Bike	Class	Time	Gap	Rel.	Laps	Speed	
										Avg	Max
1	36 T. GRADINGER	AUT	Kallio Racing	Yamaha YZF R6		1'54.992			8	158,943	270,7
2	21 R. KRUMMENACHER	SUI	BARDAHL Evan Bros. WorldSSP Team	Yamaha YZF R6		1'55.118	0.126	0.126	9	158,769	273,4
3	64 F. CARICASULO	ITA	BARDAHL Evan Bros. WorldSSP Team	Yamaha YZF R6		1'55.172	0.180	0.054	9	158,695	271,4
4	44 L. MAHIAS	FRA	Kawasaki Puccetti Racing	Kawasaki ZX-6R		1'55.703	0.711	0.531	7	157,967	272,0
5	16 J. CLUZEL	FRA	GMT94 YAMAHA	Yamaha YZF R6		1'55.908	0.916	0.205	8	157,687	268,0
6	94 C. PEROLARI	FRA	GMT94 YAMAHA	Yamaha YZF R6		1'55.924	0.932	0.016	7	157,665	270,7
7	3 R. DE ROSA	ITA	MV AGUSTA Reparto Corse	MV Agusta F3 675		1'55.924	0.932	0.000	8	157,665	269,3
8	32 I. VINALES	ESP	Kallio Racing	Yamaha YZF R6		1'56.249	1.257	0.325	7	157,225	269,3
9	78 H. OKUBO	JPN	Kawasaki Puccetti Racing	Kawasaki ZX-6R		1'56.324	1.332	0.075	8	157,123	268,7
10	80 H. BARBERA	ESP	Team Toth by Willirace	Yamaha YZF R6		1'56.652	1.660	0.328	9	156,681	272,0
11	86 A. BADOVINI	ITA	Team Pedercini Racing	Kawasaki ZX-6R		1'56.884	1.892	0.232	9	156,370	264,7
12	11 K. SMITH	GBR	Team Pedercini Racing	Kawasaki ZX-6R	ESS	1'57.128	2.136	0.244	7	156,045	272,0
13	38 H. SOOMER	EST	MPM WILSport Racedays	Honda CBR600RR		1'57.135	2.143	0.007	9	156,035	270,7
14	95 J. DANILO	FRA	CIA Landlord Insurance Honda	Honda CBR600RR		1'57.245	2.253	0.110	9	155,889	274,8
15	84 L. CRESSON	BEL	Kallio Racing	Yamaha YZF R6		1'57.292	2.300	0.047	9	155,826	276,9
16	56 P. SEBESTYEN	HUN	CIA Landlord Insurance Honda	Honda CBR600RR		1'57.370	2.378	0.078	9	155,723	269,3
17	22 F. FULIGNI	ITA	MV AGUSTA Reparto Corse	MV Agusta F3 675		1'57.519	2.527	0.149	9	155,525	266,0
18	48 X. NAVAND	FRA	DK MOTORSPORT	Yamaha YZF R6	ESS	1'57.713	2.721	0.194	9	155,269	263,4
19	10 N. CALERO	ESP	Orelac Racing VerdNatura	Kawasaki ZX-6R		1'57.823	2.831	0.110	9	155,124	268,7
20	6 M. HERRERA	ESP	MS Racing	Yamaha YZF R6		1'57.835	2.843	0.012	8	155,108	268,0
21	74 J. VAN SIKKELERUS	NED	MPM WILSport Racedays	Honda CBR600RR		1'57.918	2.926	0.083	8	154,999	266,7
22	30 G. VAN STRAALLEN	NED	EAB Racing Team	Kawasaki ZX-6R		1'58.143	3.151	0.225	9	154,704	265,4
23	15 A. COPPOLA	ITA	GEMAR - Ciociaria Corse WorldSSP Team	Honda CBR600RR		1'59.165	4.173	1.022	8	153,377	267,3
24	4 C. STANGE	GER	GEMAR - Ciociaria Corse WorldSSP Team	Honda CBR600RR		1'59.751	4.759	0.586	6	152,627	270,7
25	67 G. MATERN	FRA	Flembbo Leader Team	Kawasaki ZX-6R	ESS	2'02.345	7.353	2.594	2	149,391	252,3
----- Out 107% in this Session -----											
26	47 R. HARTOG	NED	Team Hartog - Against Cancer	Kawasaki ZX-6R					0		

Qualifying Lap Time (107% of 1'54.992): 2'03.042

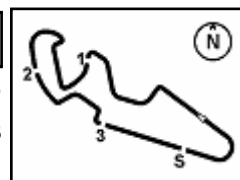
AIR	Humidity:	59%	Temp:	10°C
TRACK	Condition:	Dry	Temp:	12°C

Records	Pole (QP)	2015 J.Cluzel	1'53.138	161,550	Km/h
	Race (RC)	2015 P.Jacobsen	1'54.605	159,480	Km/h
	All Times (QP)	2015 J.Cluzel	1'53.138	161,550	Km/h

Start 06/04/2019 09:35 End 09:57 The results are provisional until the end of the time limit for protests and appeals and the completion of the technical checks.

These data/results cannot be reproduced, stored and/or transmitted in whole or in part by any manner of electronic, mechanical, photocopying, recording, broadcasting or otherwise now known or herein after developed without the previous express consent by the copyright owner, except for reproduction in daily press and regular printed publications on sale to the public within 60 days of the event related to those data/results and always provided that copyright symbol appears together as follows below.

© DORNA WSBK ORGANIZATION Srl 2019



Motocard Aragon Round, 5-7 April 2019

Results Free Practice 3rd Session

Session Highlights

Local Time	No. Rider	Description
09.35.00		Start
09.35.21		WorldSSP Pit Intervention Time: 1min 11secs
09.40.11	38 H. SOOMER	On Asphalt - Re-Joined - Turn 1
09.43.14	4 C. STANGE	On Asphalt - Re-Joined - Turn 12
09.44.45	6 M. HERRERA	Technical Problem - Turn 7
09.45.58	67 G. MATERN	Crashed - Turn 4
09.46.30	44 L. MAHIAS	Crashed - Turn 9
09.48.25	86 A. BADOVINI	On Asphalt - Re-Joined - Turn 1
09.50.21	16 J. CLUZEL	On Asphalt - Re-Joined - Turn 12
09.50.55	30 G. VAN STRAALLEN	On Asphalt - Re-Joined - Turn 12
09.51.45	21 R. KRUMMENACHER	On Asphalt - Re-Joined - Turn 1
09.53.16	74 J. VAN SIKKELERUS	Technical Problem - Turn 1
09.53.34	74 J. VAN SIKKELERUS	Re-joined
09.57.01		End Of Session

Fastest Laps Sequence

No.	Rider	Nat	Team	Bike	Local Time	Time	Gap	Avg
64	F. CARICASULO	ITA	BARDAHL Evan Bros. WorldSSP Team	Yamaha YZF R6	09:39'07.506	1'56.951		156,281
21	R. KRUMMENACHER	SUI	BARDAHL Evan Bros. WorldSSP Team	Yamaha YZF R6	09:39'59.575	1'56.242	-0.709	157,234
64	F. CARICASULO	ITA	BARDAHL Evan Bros. WorldSSP Team	Yamaha YZF R6	09:41'03.526	1'56.020	-0.222	157,535
21	R. KRUMMENACHER	SUI	BARDAHL Evan Bros. WorldSSP Team	Yamaha YZF R6	09:41'55.411	1'55.836	-0.184	157,785
21	R. KRUMMENACHER	SUI	BARDAHL Evan Bros. WorldSSP Team	Yamaha YZF R6	09:43'51.057	1'55.646	-0.190	158,044
64	F. CARICASULO	ITA	BARDAHL Evan Bros. WorldSSP Team	Yamaha YZF R6	09:44'54.926	1'55.450	-0.196	158,313
21	R. KRUMMENACHER	SUI	BARDAHL Evan Bros. WorldSSP Team	Yamaha YZF R6	09:47'41.910	1'55.329	-0.121	158,479
21	R. KRUMMENACHER	SUI	BARDAHL Evan Bros. WorldSSP Team	Yamaha YZF R6	09:49'37.127	1'55.217	-0.112	158,633
36	T. GRADINGER	AUT	Kallio Racing	Yamaha YZF R6	09:50'34.231	1'55.090	-0.127	158,808
36	T. GRADINGER	AUT	Kallio Racing	Yamaha YZF R6	09:56'22.914	1'54.992	-0.098	158,943

Start 09:35 End 09:57 The results are provisional until the end of the time limit for protests and appeals and the completion of the technical checks.

These data/results cannot be reproduced, stored and/or transmitted in whole or in part by any manner of electronic, mechanical, photocopying, recording, broadcasting or otherwise now known or herein after developed without the previous express consent by the copyright owner, except for reproduction in daily press and regular printed publications on sale to the public within 60 days of the event related to those data/results and always provided that copyright symbol appears together as follows below.

© DORNA WSBK ORGANIZATION Srl 2019

Motocard Aragon Round, 5-7 April 2019

Best Sectors & Speed Free Practice 3rd Session

MotorLand Aragon 5.077 m

BEST LAP			
1	36 T. GRADINGER	Yamaha YZF R6	1'54.992
2	21 R. KRUMMENACHER	Yamaha YZF R6	1'55.118
3	64 F. CARICASULO	Yamaha YZF R6	1'55.172
4	44 L. MAHIAS	Kawasaki ZX-6R	1'55.703
5	16 J. CLUZEL	Yamaha YZF R6	1'55.908
6	3 R. DE ROSA	MV Agusta F3 675	1'55.924
7	94 C. PEROLARI	Yamaha YZF R6	1'55.924
8	32 I. VINALES	Yamaha YZF R6	1'56.249
9	78 H. OKUBO	Kawasaki ZX-6R	1'56.324
10	80 H. BARBERA	Yamaha YZF R6	1'56.652
11	86 A. BADOVINI	Kawasaki ZX-6R	1'56.884
12	11 K. SMITH	Kawasaki ZX-6R	1'57.128
13	38 H. SOOMER	Honda CBR600RR	1'57.135
14	95 J. DANILO	Honda CBR600RR	1'57.245
15	84 L. CRESSON	Yamaha YZF R6	1'57.292
16	56 P. SEBESTYEN	Honda CBR600RR	1'57.370
17	22 F. FULIGNI	MV Agusta F3 675	1'57.519
18	48 X. NAVAND	Yamaha YZF R6	1'57.713
19	10 N. CALERO	Kawasaki ZX-6R	1'57.823
20	6 M. HERRERA	Yamaha YZF R6	1'57.835
21	74 J. VAN SIKKELERUS	Honda CBR600RR	1'57.918
22	30 G. VAN STRAALLEN	Kawasaki ZX-6R	1'58.143
23	15 A. COPPOLA	Honda CBR600RR	1'59.165
24	4 C. STANGE	Honda CBR600RR	1'59.751
25	67 G. MATERN	Kawasaki ZX-6R	2'02.345
26	47 R. HARTOG	Kawasaki ZX-6R	

SPEED			
1	84 L. CRESSON	Yamaha YZF R6	276,9
2	95 J. DANILO	Honda CBR600RR	274,8
3	21 R. KRUMMENACHER	Yamaha YZF R6	273,4
4	80 H. BARBERA	Yamaha YZF R6	272,0
5	44 L. MAHIAS	Kawasaki ZX-6R	272,0
6	11 K. SMITH	Kawasaki ZX-6R	272,0
7	64 F. CARICASULO	Yamaha YZF R6	271,4
8	4 C. STANGE	Honda CBR600RR	270,7
9	36 T. GRADINGER	Yamaha YZF R6	270,7
10	38 H. SOOMER	Honda CBR600RR	270,7
11	94 C. PEROLARI	Yamaha YZF R6	270,7
12	3 R. DE ROSA	MV Agusta F3 675	269,3
13	32 I. VINALES	Yamaha YZF R6	269,3
14	56 P. SEBESTYEN	Honda CBR600RR	269,3
15	10 N. CALERO	Kawasaki ZX-6R	268,7
16	78 H. OKUBO	Kawasaki ZX-6R	268,7
17	6 M. HERRERA	Yamaha YZF R6	268,0
18	16 J. CLUZEL	Yamaha YZF R6	268,0
19	15 A. COPPOLA	Honda CBR600RR	267,3
20	74 J. VAN SIKKELERUS	Honda CBR600RR	266,7
21	22 F. FULIGNI	MV Agusta F3 675	266,0
22	30 G. VAN STRAALLEN	Kawasaki ZX-6R	265,4
23	86 A. BADOVINI	Kawasaki ZX-6R	264,7
24	48 X. NAVAND	Yamaha YZF R6	263,4
25	67 G. MATERN	Kawasaki ZX-6R	252,3

SEG. 1			SEG. 2			SEG. 3			SEG. 4		
1	21 R. KRUMMENACHER	32.659	1	36 T. GRADINGER	32.221	1	64 F. CARICASULO	21.781	1	36 T. GRADINGER	27.963
2	36 T. GRADINGER	32.668	2	64 F. CARICASULO	32.271	2	21 R. KRUMMENACHER	21.802	2	21 R. KRUMMENACHER	27.977
3	64 F. CARICASULO	32.779	3	21 R. KRUMMENACHER	32.296	3	44 L. MAHIAS	21.817	3	94 C. PEROLARI	28.072
4	3 R. DE ROSA	32.861	4	44 L. MAHIAS	32.440	4	36 T. GRADINGER	21.960	4	64 F. CARICASULO	28.118
5	44 L. MAHIAS	32.920	5	16 J. CLUZEL	32.459	5	32 I. VINALES	22.009	5	84 L. CRESSON	28.217
6	94 C. PEROLARI	32.925	6	3 R. DE ROSA	32.513	6	86 A. BADOVINI	22.102	6	16 J. CLUZEL	28.233
7	78 H. OKUBO	32.932	7	32 I. VINALES	32.532	7	78 H. OKUBO	22.110	7	3 R. DE ROSA	28.253
8	16 J. CLUZEL	32.939	8	94 C. PEROLARI	32.572	8	38 H. SOOMER	22.151	8	78 H. OKUBO	28.339
9	11 K. SMITH	32.954	9	80 H. BARBERA	32.668	9	16 J. CLUZEL	22.157	9	44 L. MAHIAS	28.343
10	80 H. BARBERA	33.022	10	86 A. BADOVINI	32.680	10	3 R. DE ROSA	22.178	10	80 H. BARBERA	28.371
11	38 H. SOOMER	33.209	11	78 H. OKUBO	32.709	11	94 C. PEROLARI	22.202	11	32 I. VINALES	28.403
12	22 F. FULIGNI	33.272	12	38 H. SOOMER	32.819	12	48 X. NAVAND	22.259	12	11 K. SMITH	28.421
13	84 L. CRESSON	33.301	13	95 J. DANILO	32.944	13	80 H. BARBERA	22.320	13	22 F. FULIGNI	28.436
14	32 I. VINALES	33.305	14	84 L. CRESSON	32.953	14	11 K. SMITH	22.368	14	95 J. DANILO	28.492
15	86 A. BADOVINI	33.335	15	56 P. SEBESTYEN	32.954	15	74 J. VAN SIKKELERUS	22.376	15	86 A. BADOVINI	28.493
16	56 P. SEBESTYEN	33.407	16	11 K. SMITH	32.979	16	22 F. FULIGNI	22.376	16	6 M. HERRERA	28.569
17	95 J. DANILO	33.408	17	48 X. NAVAND	33.009	17	56 P. SEBESTYEN	22.392	17	56 P. SEBESTYEN	28.586
18	30 G. VAN STRAALLEN	33.422	18	22 F. FULIGNI	33.111	18	95 J. DANILO	22.401	18	38 H. SOOMER	28.596
19	48 X. NAVAND	33.433	19	74 J. VAN SIKKELERUS	33.125	19	10 N. CALERO	22.438	19	30 G. VAN STRAALLEN	28.605
20	10 N. CALERO	33.456	20	6 M. HERRERA	33.129	20	6 M. HERRERA	22.484	20	10 N. CALERO	28.634
21	74 J. VAN SIKKELERUS	33.470	21	30 G. VAN STRAALLEN	33.155	21	84 L. CRESSON	22.524	21	74 J. VAN SIKKELERUS	28.635
22	6 M. HERRERA	33.493	22	10 N. CALERO	33.205	22	30 G. VAN STRAALLEN	22.569	22	48 X. NAVAND	28.770
23	15 A. COPPOLA	33.923	23	15 A. COPPOLA	33.386	23	4 C. STANGE	22.718	23	4 C. STANGE	28.825
24	4 C. STANGE	34.000	24	4 C. STANGE	33.482	24	15 A. COPPOLA	22.825	24	15 A. COPPOLA	28.873
25	67 G. MATERN	34.877	25	67 G. MATERN	34.113	25	67 G. MATERN	23.191	25	67 G. MATERN	30.107

06/04/2019

These data/results cannot be reproduced, stored and/or transmitted in whole or in part by any manner of electronic, mechanical, photocopying, recording, broadcasting or otherwise now known or herein after developed without the previous express consent by the copyright owner, except for reproduction in daily press and regular printed publications on sale to the public within 60 days of the event related to those data/results and always provided that copyright symbol appears together as follows below.

© DORNA WSBK ORGANIZATION Srl 2019

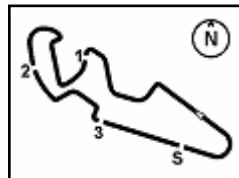
FICR PERUGIA TIMING



Official Tyre Supplier



Official Timekeeper



MotorLand Aragon 5.077 m

Motocard Aragon Round, 5-7 April 2019

Ideal Times Free Practice 3rd Session

No.	Rider	Nat	Bike	Seg. 1	Seg. 2	Seg. 3	Seg. 4	Ideal Time				
				Diff. 1	Diff. 2	Diff. 3	Diff. 4	Best Lap	Pos.	Diff.		
1	21 R. KRUMMENACHER	SUI	Yamaha YZF R6	32.659	32.296	21.802 +0.384	27.977	1'54.734 1'55.118	2	0.384		
2	36 T. GRADINGER	AUT	Yamaha YZF R6	32.668	32.221 +0.087	21.960 +0.071	27.963 +0.022	1'54.812 1'54.992	1	0.180		
3	64 F. CARICASULO	ITA	Yamaha YZF R6	32.779 +0.142	32.271	21.781 +0.081	28.118	1'54.949 1'55.172	3	0.223		
4	44 L. MAHIAS	FRA	Kawasaki ZX-6R	32.920	32.440	21.817	28.343 +0.183	1'55.520 1'55.703	4	0.183		
5	94 C. PEROLARI	FRA	Yamaha YZF R6	32.925 +0.020	32.572 +0.081	22.202 +0.052	28.072	1'55.771 1'55.924	7	0.153		
6	16 J. CLUZEL	FRA	Yamaha YZF R6	32.939	32.459	22.157 +0.120	28.233	1'55.788 1'55.908	5	0.120		
7	3 R. DE ROSA	ITA	MV Agusta F3 675	32.861 +0.082	32.513	22.178 +0.037	28.253	1'55.805 1'55.924	6	0.119		
8	78 H. OKUBO	JPN	Kawasaki ZX-6R	32.932 +0.179	32.709 +0.055	22.110	28.339	1'56.090 1'56.324	9	0.234		
9	32 I. VINALES	ESP	Yamaha YZF R6	33.305	32.532	22.009	28.403	1'56.249 1'56.249	8			
10	80 H. BARBERA	ESP	Yamaha YZF R6	33.022 +0.049	32.668 +0.064	22.320	28.371 +0.158	1'56.381 1'56.652	10	0.271		
11	86 A. BADOVINI	ITA	Kawasaki ZX-6R	33.335	32.680 +0.074	22.102	28.493 +0.200	1'56.610 1'56.884	11	0.274		
12	11 K. SMITH	GBR	Kawasaki ZX-6R	32.954 +0.406	32.979	22.368	28.421	1'56.722 1'57.128	12	0.406		
13	38 H. SOOMER	EST	Honda CBR600RR	33.209	32.819 +0.247	22.151	28.596 +0.113	1'56.775 1'57.135	13	0.360		
14	84 L. CRESSON	BEL	Yamaha YZF R6	33.301 +0.152	32.953	22.524	28.217 +0.145	1'56.995 1'57.292	15	0.297		
15	22 F. FULIGNI	ITA	MV Agusta F3 675	33.272 +0.070	33.111	22.376 +0.145	28.436 +0.109	1'57.195 1'57.519	17	0.324		
16	95 J. DANILO	FRA	Honda CBR600RR	33.408	32.944	22.401	28.492	1'57.245 1'57.245	14			
17	56 P. SEBESTYEN	HUN	Honda CBR600RR	33.407	32.954	22.392	28.586 +0.031	1'57.339 1'57.370	16	0.031		
18	48 X. NAVAND	FRA	Yamaha YZF R6	33.433 +0.120	33.009	22.259	28.770 +0.122	1'57.471 1'57.713	18	0.242		
19	74 J. VAN SIKKELERUS	NED	Honda CBR600RR	33.470 +0.219	33.125	22.376 +0.093	28.635	1'57.606 1'57.918	21	0.312		
20	6 M. HERRERA	ESP	Yamaha YZF R6	33.493	33.129	22.484	28.569 +0.160	1'57.675 1'57.835	20	0.160		
21	10 N. CALERO	ESP	Kawasaki ZX-6R	33.456 +0.018	33.205 +0.072	22.438	28.634	1'57.733 1'57.823	19	0.090		
22	30 G. VAN STRAALEN	NED	Kawasaki ZX-6R	33.422	33.155 +0.191	22.569 +0.179	28.605 +0.022	1'57.751 1'58.143	22	0.392		
23	15 A. COPPOLA	ITA	Honda CBR600RR	33.923 +0.030	33.386 +0.113	22.825 +0.015	28.873	1'59.007 1'59.165	23	0.158		
24	4 C. STANGE	GER	Honda CBR600RR	34.000	33.482 +0.375	22.718	28.825 +0.351	1'59.025 1'59.751	24	0.726		
25	67 G. MATERN	FRA	Kawasaki ZX-6R	34.877 +0.057	34.113	23.191	30.107	2'02.288 2'02.345	25	0.057		
	47 R. HARTOG	NED	Kawasaki ZX-6R	One or more sectors missing								
Overall Ideal Time				32.659	32.221	21.781	27.963	1'54.624				

06/04/2019

These data/results cannot be reproduced, stored and/or transmitted in whole or in part by any manner of electronic, mechanical, photocopying, recording, broadcasting or otherwise now known or herein after developed without the previous express consent by the copyright owner, except for reproduction in daily press and regular printed publications on sale to the public within 60 days of the event related to those data/results and always provided that copyright symbol appears together as follows below.

© DORNA WSBK ORGANIZATION Srl 2019

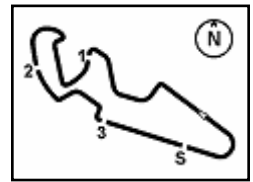
FICR PERUGIA TIMING



Official Tyre Supplier



Official Timekeeper



Motocard Aragon Round, 5-7 April 2019

Chronological Analysis Free Practice 3rd Session

1° 36 T. GRADINGER (1'54.992)								6° 94 C. PEROLARI (1'55.924)							
Lap	Seg.1	Seg.2	Seg.3	Seg.4	Lap Time	km/h	Local Time	Lap	Seg.1	Seg.2	Seg.3	Seg.4	Lap Time	km/h	Local Time
1		34.359	22.967	28.814		268,7	9:37'11.378	1		34.681	23.722	29.351		264,1	9:37'04.994
2	33.455	33.088	22.477	28.351	1'57.371	270,0	9:39'08.749	2	34.732	33.767	22.884	34.534	2'05.917P	263,4	9:39'10.911
3	33.273	32.802	22.251	28.318	1'56.644	270,7	9:41'05.393	3	5'08.507	33.209	22.753	28.481	6'32.950P	262,8	9:45'43.861
4	33.148	32.603	22.391	35.185	2'03.327P	265,4	9:43'08.720	4	32.945	32.653	22.254	28.072	1'55.924	267,3	9:47'39.785
5	4'06.366	33.478	22.342	28.235	5'30.421P	267,3	9:48'39.141	5	32.925	32.721	22.371	28.193	1'56.210	264,7	9:49'35.995
6	32.850	32.221	22.056	27.963	1'55.090	268,7	9:50'34.231	6	33.032	32.572	22.547	28.198	1'56.349	264,7	9:51'32.344
7	32.747	32.409	21.960	28.028	1'55.144	270,0	9:52'29.375	7	38.442	34.987	22.978	28.322	2'04.729	267,3	9:53'37.073
8	33.517	33.141	22.868	29.021	1'58.547	260,9	9:54'27.922	8	32.977	32.607	22.202	28.175	1'55.961	270,7	9:55'33.034
9	32.668	32.308	22.031	27.985	1'54.992	270,7	9:56'22.914								

2° 21 R. KRUMMENACHER (1'55.118)								7° 3 R. DE ROSA (1'55.924)							
Lap	Seg.1	Seg.2	Seg.3	Seg.4	Lap Time	km/h	Local Time	Lap	Seg.1	Seg.2	Seg.3	Seg.4	Lap Time	km/h	Local Time
1		33.759	22.737	28.492		264,7	9:38'03.333	1		35.969	24.922	37.611		221,3	9:37'35.710
2	33.391	32.446	22.226	28.179	1'56.242	265,4	9:39'59.575	2	2'35.961	34.789	24.092	29.869	4'04.711P	266,0	9:41'40.421
3	33.089	32.475	22.057	28.215	1'55.836	268,0	9:41'55.411	3	35.067	34.297	23.449	35.558	2'08.371P	267,3	9:43'48.792
4	32.871	32.532	22.029	28.214	1'55.646	272,0	9:43'51.057	4	1'59.116	34.761	22.805	28.381	3'25.063P	269,3	9:47'13.855
5	32.986	32.499	21.900	28.139	1'55.524	267,3	9:45'46.581	5	33.369	32.902	22.425	28.290	1'56.986	268,7	9:49'10.841
6	32.792	32.596	21.859	28.082	1'55.329	269,3	9:47'41.910	6	32.968	32.768	22.178	28.259	1'56.173	268,0	9:51'07.014
7	32.799	32.511	21.802	28.105	1'55.217	269,3	9:49'37.127	7	32.861	32.652	22.519	28.289	1'56.321	267,3	9:53'03.335
8	32.659	32.296	22.186	27.977	1'55.118	273,4	9:51'32.245	8	32.943	32.513	22.215	28.253	1'55.924	268,0	9:54'59.259
9	43.497	33.304	22.246	28.318	2'07.365	268,0	9:53'39.610	9	33.037	32.687	22.311	28.415	1'56.450	268,7	9:56'55.709
10	34.098	33.744	22.408	34.818	2'05.068P	264,1	9:55'44.678								

3° 64 F. CARICASULO (1'55.172)								8° 32 I. VINALES (1'56.249)							
Lap	Seg.1	Seg.2	Seg.3	Seg.4	Lap Time	km/h	Local Time	Lap	Seg.1	Seg.2	Seg.3	Seg.4	Lap Time	km/h	Local Time
1		33.757	22.755	29.244		271,4	9:37'10.555	1		34.993	24.920	30.746		228,8	9:37'29.057
2	33.341	32.864	22.377	28.369	1'56.951	268,7	9:39'07.506	2	34.649	33.295	22.936	28.996	1'59.876	266,0	9:39'28.933
3	33.154	32.543	22.003	28.320	1'56.020	268,7	9:41'03.526	3	34.021	32.950	22.528	28.609	1'58.108	268,0	9:41'27.041
4	33.010	32.535	21.965	28.440	1'55.950	268,0	9:42'59.476	4	33.605	41.113	24.332	37.714	2'16.764	241,1	9:43'43.805
5	32.885	32.277	21.971	28.317	1'55.450	268,0	9:44'54.926	5	33.520	32.911	22.363	28.659	1'57.453	269,3	9:45'41.258
6	33.927	33.208	22.547	35.511	2'05.193P	268,0	9:47'00.119	6	33.552	32.818	22.402	34.242	2'03.014P	267,3	9:47'44.272
7	2'26.563	33.261	22.423	28.192	3'50.439P	266,7	9:50'50.558	7	4'11.386	32.874	22.521	28.490	5'35.271P	266,7	9:53'19.543
8	32.779	32.363	21.901	28.178	1'55.221	268,7	9:52'45.779	8	33.305	32.532	22.009	28.403	1'56.249	267,3	9:55'15.792
9	32.921	32.271	21.862	28.118	1'55.172	268,7	9:54'40.951								
10	32.963	32.706	21.781	28.374	1'55.824	268,0	9:56'36.775								

4° 44 L. MAHIAS (1'55.703)								9° 78 H. OKUBO (1'56.324)							
Lap	Seg.1	Seg.2	Seg.3	Seg.4	Lap Time	km/h	Local Time	Lap	Seg.1	Seg.2	Seg.3	Seg.4	Lap Time	km/h	Local Time
1		33.941	23.191	28.707		268,7	9:37'31.770	1		36.584	23.378	37.003		264,7	9:37'55.140
2	34.121	33.278	24.009	29.748	2'01.156	262,1	9:39'32.926	2	2'33.189	33.359	22.653	28.570	3'57.771P	266,0	9:41'52.911
3	33.155	32.612	22.658	28.343	1'56.768	268,0	9:41'29.694	3	33.831	33.240	22.500	28.466	1'58.037	266,7	9:43'50.948
4	33.015	33.362	22.038	28.462	1'56.877	268,7	9:43'26.571	4	33.512	32.967	22.221	28.631	1'57.331	267,3	9:45'48.279
5	33.262	32.693	22.338	28.432	1'56.725	272,0	9:45'23.296	5	33.111	32.764	22.110	28.339	1'56.324	268,7	9:47'44.603
6	33.862	1'06.127	23.170	34.029	2'37.188P	256,5	9:48'00.484	6	32.932	32.709	22.288	28.433	1'56.362	267,3	9:49'40.965
7	3'53.199	33.575	22.345	28.601	5'17.720P	260,2	9:53'18.204	7	33.194	32.926	22.138	28.504	1'56.762	267,3	9:51'37.727
8	32.920	32.440	21.817	28.526	1'55.703	262,8	9:55'13.907	8	33.385	39.877	22.587	28.466	2'04.315	265,4	9:53'42.042
								9	33.235	32.984	22.378	28.510	1'57.107	268,7	9:55'39.149

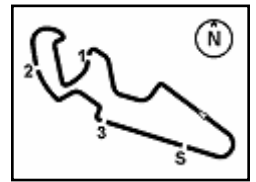
5° 16 J. CLUZEL (1'55.908)								10° 80 H. BARBERA (1'56.652)							
Lap	Seg.1	Seg.2	Seg.3	Seg.4	Lap Time	km/h	Local Time	Lap	Seg.1	Seg.2	Seg.3	Seg.4	Lap Time	km/h	Local Time
1		34.735	23.669	29.405		262,1	9:37'04.853	1		34.491	23.626	29.018		264,1	9:37'31.353
2	34.656	33.723	22.716	34.009	2'05.104P	263,4	9:39'09.957	2	34.144	33.619	23.055	28.422	1'59.240	272,0	9:39'30.593
3	4'19.638	33.705	25.852	28.775	5'47.970P	262,8	9:44'57.927	3	34.146	33.089	22.322	28.380	1'57.937	269,3	9:41'28.530
4	33.296	32.575	22.289	28.295	1'56.455	266,7	9:46'54.382	4	33.573	32.963	22.362	28.599	1'57.497	264,1	9:43'26.027
5	33.062	32.578	22.241	28.435	1'56.316	266,0	9:48'50.698	5	33.414	32.824	22.398	28.682	1'57.318	265,4	9:45'23.345
6	33.605	33.174	26.013	28.495	2'01.287	266,0	9:50'51.985	6	34.017	36.190	23.411	29.428	2'03.046	263,4	9:47'26.391
7	32.939	32.459	22.277	28.233	1'55.908	266,0	9:52'47.893	7	33.413	32.945	22.329	28.592	1'57.279	264,7	9:49'23.670
8	32.995	32.540	22.189	28.334	1'56.058	266,7	9:54'43.951	8	33.071	32.732	22.320	28.529	1'56.652	264,7	9:51'20.322
9	33.029	32.646	22.157	28.265	1'56.097	268,0	9:56'40.048	9	33.169	32.847	26.508	28.505	2'01.029	266,7	9:53'21.351
								10	33.022	32.668	22.621	28.371	1'56.682	266,7	9:55'18.033

11° 86 A. BADOVINI (1'56.884)							
Lap	Seg.1	Seg.2	Seg.3	Seg.4	Lap Time	km/h	Local Time
1							
		36.054	23.371	29.408		260,2	9:37'51.532

06/04/2019 P = Pits In/Out - C = Lap Time Cancelled

These data/results cannot be reproduced, stored and/or transmitted in whole or in part by any manner of electronic, mechanical, photocopying, recording, broadcasting or otherwise now known or herein after developed without the previous express consent by the copyright owner, except for reproduction in daily press and regular printed publications on sale to the public within 60 days of the event related to those data/results and always provided that copyright symbol appears together as follows below.

© DORNA WSBK ORGANIZATION Srl 2019



Motocard Aragon Round, 5-7 April 2019

Chronological Analysis Free Practice 3rd Session

MotorLand Aragon 5.077 m

2 / 3

2	33.615	33.182	22.581	28.812	1'58.190	260,2	9:39'49.722	1		35.201	24.736	30.334	257,8	9:37'29.374	
3	33.614	32.722	22.257	29.019	1'57.612	262,1	9:41'47.334	2	34.565	33.546	22.882	28.636	1'59.629	269,3	9:39'29.003
4	33.471	32.849	22.332	28.728	1'57.380	261,5	9:43'44.714	3	34.272	33.180	22.621	35.188	2'05.261P	262,1	9:41'34.264
5	33.454	32.680	22.234	28.634	1'57.002	264,7	9:45'41.716	4	1'20.427	33.611	22.657	28.863	2'45.558P	264,7	9:44'19.822
6	33.381	33.054	22.223	28.493	1'57.151	264,7	9:47'38.867	5	33.814	33.031	22.560	28.748	1'58.153	264,7	9:46'17.975
7	41.552	34.024	22.831	28.893	2'07.300	260,2	9:49'46.167	6	33.562	33.066	22.487	28.692	1'57.807	264,7	9:48'15.782
8	33.416	32.781	22.239	28.694	1'57.130	260,9	9:51'43.297	7	33.626	33.154	22.446	28.586	1'57.812	265,4	9:50'13.594
9	34.972	34.112	23.031	28.898	2'01.013	260,9	9:53'44.310	8	33.909	33.507	22.906	28.687	1'59.009	263,4	9:52'12.603
10	33.335	32.754	22.102	28.693	1'56.884	262,1	9:55'41.194	9	33.434	33.053	22.635	28.623	1'57.745	264,7	9:54'10.348
								10	33.407	32.954	22.392	28.617	1'57.370	266,0	9:56'07.718

12° 11 K. SMITH (1'57.128)

Lap	Seg.1	Seg.2	Seg.3	Seg.4	Lap Time	km/h	Local Time
1		35.065	24.238	36.782		262,1	9:37'16.054
2	2'55.833	34.673	23.584	29.123	4'23.213P	266,0	9:41'39.267
3	34.040	33.555	22.878	28.776	1'59.249	265,4	9:43'38.516
4	33.556	33.774	22.707	35.958	2'05.995P	266,0	9:45'44.511
5	2'22.470	33.620	22.518	28.450	3'47.058P	268,0	9:49'31.569
6	33.360	32.979	22.368	28.421	1'57.128	272,0	9:51'28.697
7	32.954	33.075	22.562	28.687	1'57.278	266,7	9:53'25.975
8	34.253	33.184	22.489	28.616	1'58.542	266,0	9:55'24.517

17° 22 F. FULIGNI (1'57.519)

Lap	Seg.1	Seg.2	Seg.3	Seg.4	Lap Time	km/h	Local Time
1		35.322	23.661	29.237		263,4	9:38'33.876
2	34.631	33.880	22.903	28.824	2'00.238	264,1	9:40'34.114
3	34.035	33.525	22.935	28.714	1'59.209	265,4	9:42'33.323
4	33.510	33.395	22.647	28.675	1'58.227	265,4	9:44'31.550
5	33.659	33.289	22.642	28.593	1'58.183	264,1	9:46'29.733
6	33.342	33.111	22.521	28.545	1'57.519	264,7	9:48'27.252
7	33.272	35.872	22.958	28.515	2'00.617	264,7	9:50'27.869
8	33.493	33.466	22.474	28.436	1'57.869	266,0	9:52'25.738
9	33.465	33.349	22.830	28.495	1'58.139	265,4	9:54'23.877
10	33.406	33.174	22.376	28.956	1'57.912	266,0	9:56'21.789

13° 38 H. SOOMER (1'57.135)

Lap	Seg.1	Seg.2	Seg.3	Seg.4	Lap Time	km/h	Local Time
1		34.751	24.042	30.072		267,3	9:37'29.794
2	34.745	33.413	22.978	28.620	1'59.756	266,7	9:39'29.550
3	42.505	34.602	24.135	29.073	2'10.315	270,7	9:41'39.865
4	33.592	33.594	23.009	28.661	1'58.856	267,3	9:43'38.721
5	33.656	33.311	22.275	28.596	1'57.838	262,8	9:45'36.559
6	33.347	32.819	22.439	28.797	1'57.402	264,7	9:47'33.961
7	33.209	33.066	22.151	28.709	1'57.135	262,1	9:49'31.096
8	33.325	33.039	22.318	28.897	1'57.579	264,7	9:51'28.675
9	34.144	34.080	22.422	28.601	1'59.247	265,4	9:53'27.922
10	33.365	33.180	22.362	28.652	1'57.559	263,4	9:55'25.481

18° 48 X. NAVAND (1'57.713)

Lap	Seg.1	Seg.2	Seg.3	Seg.4	Lap Time	km/h	Local Time
1		35.909	23.404	29.302		257,1	9:37'32.033
2	34.295	33.434	24.011	29.491	2'01.231	263,4	9:39'33.264
3	33.568	33.392	22.542	28.914	1'58.416	258,4	9:41'31.680
4	33.686	33.189	22.491	28.805	1'58.171	256,5	9:43'29.851
5	33.552	33.225	22.594	28.770	1'58.141	256,5	9:45'27.992
6	37.692	35.755	26.229	35.310	2'14.986	147,5	9:47'42.978
7	33.737	33.106	22.503	28.998	1'58.344	256,5	9:49'41.322
8	33.553	33.009	22.259	28.892	1'57.713	254,1	9:51'39.035
9	33.433	33.309	22.415	29.093	1'58.250	253,5	9:53'37.285
10	33.477	33.119	22.419	28.838	1'57.853	255,9	9:55'35.138

14° 95 J. DANILO (1'57.245)

Lap	Seg.1	Seg.2	Seg.3	Seg.4	Lap Time	km/h	Local Time
1		35.604	23.288	28.874		268,0	9:37'32.998
2	33.735	33.516	23.276	28.994	1'59.521	270,7	9:39'32.519
3	33.722	33.120	22.563	28.536	1'57.941	274,8	9:41'30.460
4	33.494	33.076	22.527	28.586	1'57.683	268,7	9:43'28.143
5	37.717	33.261	22.520	28.691	2'02.189	267,3	9:45'30.332
6	33.523	37.844	25.026	28.713	2'05.106	268,0	9:47'35.438
7	33.408	32.944	22.401	28.492	1'57.245	268,7	9:49'32.683
8	33.566	33.139	22.533	32.179	2'01.417	267,3	9:51'34.100
9	35.472	33.976	22.666	28.927	2'01.041	264,7	9:53'35.141
10	33.638	33.062	22.737	28.791	1'58.228	264,7	9:55'33.369

19° 10 N. CALERO (1'57.823)

Lap	Seg.1	Seg.2	Seg.3	Seg.4	Lap Time	km/h	Local Time
1		37.207	27.576	30.295		263,4	9:37'29.698
2	34.957	34.206	23.161	28.894	2'01.218	268,0	9:39'30.916
3	33.996	33.707	23.056	28.972	1'59.731	268,7	9:41'30.647
4	34.812	33.787	22.744	28.851	2'00.194	266,7	9:43'30.841
5	33.474	33.277	22.438	28.634	1'57.823	265,4	9:45'28.664
6	33.996	36.671	24.512	30.472	2'05.651	250,6	9:47'34.315
7	33.469	33.205	22.672	28.772	1'58.118	264,1	9:49'32.433
8	33.993	33.215	22.620	29.003	1'58.831	265,4	9:51'31.264
9	33.456	33.266	22.581	28.777	1'58.080	265,4	9:53'29.344
10	51.320	35.909	24.769	37.258	2'29.256P	246,0	9:55'58.600

15° 84 L. CRESSON (1'57.292)

Lap	Seg.1	Seg.2	Seg.3	Seg.4	Lap Time	km/h	Local Time
1		35.923	25.230	30.863		236,8	9:37'29.464
2	34.624	34.142	23.288	28.447	2'00.501	274,1	9:39'29.965
3	33.553	33.273	22.930	28.600	1'58.356	274,1	9:41'28.321
4	33.559	33.085	22.885	28.565	1'58.094	272,7	9:43'26.415
5	33.791	32.958	22.584	28.520	1'57.853	272,7	9:45'24.268
6	33.589	34.319	27.410	36.492	2'11.810	164,9	9:47'36.078
7	33.453	32.953	22.524	28.362	1'57.292	272,7	9:49'33.370
8	33.338	33.201	22.719	28.421	1'57.679	276,9	9:51'31.049
9	33.399	33.075	22.619	28.381	1'57.474	271,4	9:53'28.523
10	33.301	33.047	22.794	28.217	1'57.359	275,5	9:55'25.882

20° 6 M. HERRERA (1'57.835)

Lap	Seg.1	Seg.2	Seg.3	Seg.4	Lap Time	km/h	Local Time
1		35.592	28.581	30.248		263,4	9:37'30.344
2	34.831	33.863	25.775	29.755	2'04.224	262,1	9:39'34.568
3	34.552	33.656	22.818	28.888	1'59.914	268,0	9:41'34.482
4	34.072	33.415	22.786	28.800	1'59.073	268,0	9:43'33.555
5	35.402	39.676	23.390	37.543	2'16.011P	264,1	9:45'49.566
6	3'38.042	33.563	22.836	28.569	5'03.010P	268,0	9:50'52.576
7	33.493	33.129	22.484	28.729	1'57.835	266,0	9:52'50.411
8	33.861	33.406	22.513	28.732	1'58.512	264,7	9:54'48.923
9	33.851	33.362	23.328	29.353	1'59.894	264,7	9:56'48.817

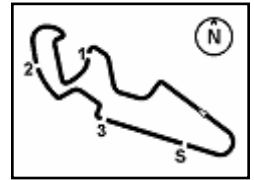
16° 56 P. SEBESTYEN (1'57.370)

Lap	Seg.1	Seg.2	Seg.3	Seg.4	Lap Time	km/h	Local Time
-----	-------	-------	-------	-------	----------	------	------------

06/04/2019 P = Pits In/Out - C = Lap Time Cancelled

These data/results cannot be reproduced, stored and/or transmitted in whole or in part by any manner of electronic, mechanical, photocopying, recording, broadcasting or otherwise now known or herein after developed without the previous express consent by the copyright owner, except for reproduction in daily press and regular printed publications on sale to the public within 60 days of the event related to those data/results and always provided that copyright symbol appears together as follows below.

© DORNA WSBK ORGANIZATION Srl 2019



Motocard Aragon Round, 5-7 April 2019

Chronological Analysis Free Practice 3rd Session

21° 74 J. VAN SIKKELERUS (1'57.918)							
Lap	Seg.1	Seg.2	Seg.3	Seg.4	Lap Time	km/h	Local Time
1		34.991	23.234	28.982		266,0	9:37'12.020
2	33.755	33.576	22.796	28.831	1'58.958	266,7	9:39'10.978
3	33.601	33.402	22.570	28.768	1'58.341	266,7	9:41'09.319
4	33.470	33.330	22.376	28.754	1'57.930	266,0	9:43'07.249
5	33.773	34.700	23.565	35.303	2'07.341P	255,9	9:45'14.590
6	2'01.232	34.266	22.983	29.005	3'27.486P	264,1	9:48'42.076
7	33.689	33.125	22.469	28.635	1'57.918	264,7	9:50'39.994
8	33.585	33.153	22.523	28.859	1'58.120	265,4	9:52'38.114
9	1'33.257	40.513	23.262	34.674	3'11.706P	264,1	9:55'49.820

22° 30 G. VAN STRAALLEN (1'58.143)							
Lap	Seg.1	Seg.2	Seg.3	Seg.4	Lap Time	km/h	Local Time
1		35.624	24.576	29.442		257,8	9:37'25.260
2	34.678	33.803	23.326	28.676	2'00.483	263,4	9:39'25.743
3	34.000	33.820	22.948	28.721	1'59.489	264,1	9:41'25.232
4	35.330	35.379	22.976	28.854	2'02.539	265,4	9:43'27.771
5	33.796	33.155	22.823	28.763	1'58.537	264,7	9:45'26.308
6	33.422	33.346	22.748	28.627	1'58.143	263,4	9:47'24.451
7	34.356	34.667	22.656	28.605	2'00.284	264,1	9:49'24.735
8	33.461	33.482	26.946	30.233	2'04.122	255,3	9:51'28.857
9	33.530	33.670	22.569	28.706	1'58.475	264,1	9:53'27.332
10	33.592	33.281	23.125	28.713	1'58.711	265,4	9:55'26.043

23° 15 A. COPPOLA (1'59.165)							
Lap	Seg.1	Seg.2	Seg.3	Seg.4	Lap Time	km/h	Local Time
1		38.321	25.773	32.953		224,1	9:37'28.218
2	34.937	34.135	23.935	29.130	2'02.137	265,4	9:39'30.355
3	33.953	33.499	22.840	28.873	1'59.165	267,3	9:41'29.520
4	33.961	33.386	23.029	28.879	1'59.255	267,3	9:43'28.775
5	33.923	33.425	22.839	28.982	1'59.169	264,1	9:45'27.944
6	35.961	35.231	23.531	35.372	2'10.095P	254,7	9:47'38.039
7	3'28.108	34.891	24.060	33.487	5'00.546P	219,1	9:52'38.585
8	34.367	33.620	22.958	29.310	2'00.255	260,9	9:54'38.840
9	34.165	33.628	22.825	29.186	1'59.804	263,4	9:56'38.644

24° 4 C. STANGE (1'59.751)							
Lap	Seg.1	Seg.2	Seg.3	Seg.4	Lap Time	km/h	Local Time
1		35.355	23.783	30.090		268,0	9:37'29.933
2	34.915	33.764	23.105	28.825	2'00.609	270,7	9:39'30.542
3	34.000	33.857	22.718	29.176	1'59.751	264,7	9:41'30.293
4	34.118	33.482	25.287	38.515	2'11.402P	260,2	9:43'41.695
5	3'03.005	35.007	23.031	29.875	4'30.918P	257,8	9:48'12.613
6	34.497	33.677	23.139	29.325	2'00.638	259,6	9:50'13.251
7	34.345	36.491	26.392	38.212	2'15.440P	253,5	9:52'28.691

25° 67 G. MATERN (2'02.345)							
Lap	Seg.1	Seg.2	Seg.3	Seg.4	Lap Time	km/h	Local Time
1		35.597	24.202	31.586		252,3	9:37'11.894
2	34.934	34.113	23.191	30.107	2'02.345	251,2	9:39'14.239
3	34.877	34.261	23.360	36.818	2'09.316P	250,0	9:41'23.555

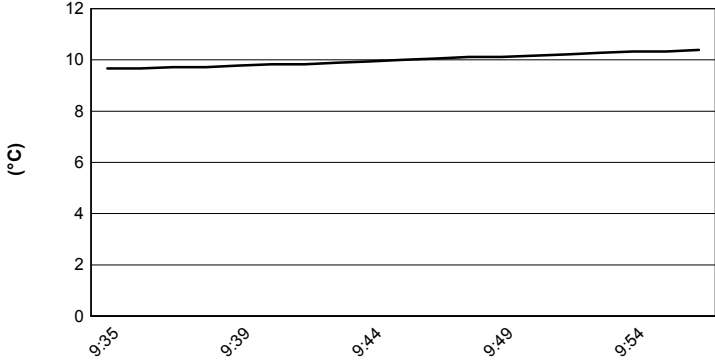
06/04/2019 P = Pits In/Out - C = Lap Time Cancelled

These data/results cannot be reproduced, stored and/or transmitted in whole or in part by any manner of electronic, mechanical, photocopying, recording, broadcasting or otherwise now known or herein after developed without the previous express consent by the copyright owner, except for reproduction in daily press and regular printed publications on sale to the public within 60 days of the event related to those data/results and always provided that copyright symbol appears together as follows below.

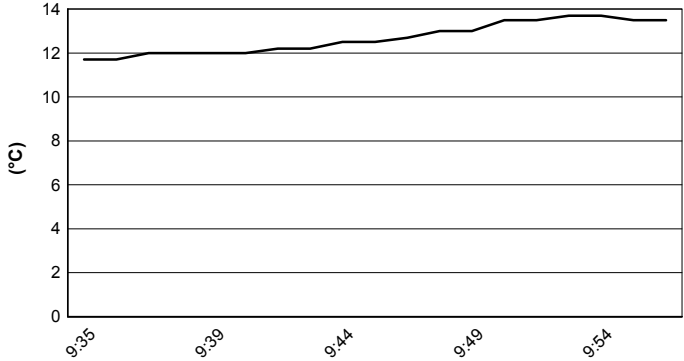
© DORNA WSBK ORGANIZATION Srl 2019

Motocard Aragon Round, 5-7 April 2019
Weather Report Free Practice 3rd Session
 Session started 09:35 - Session ended 9:57

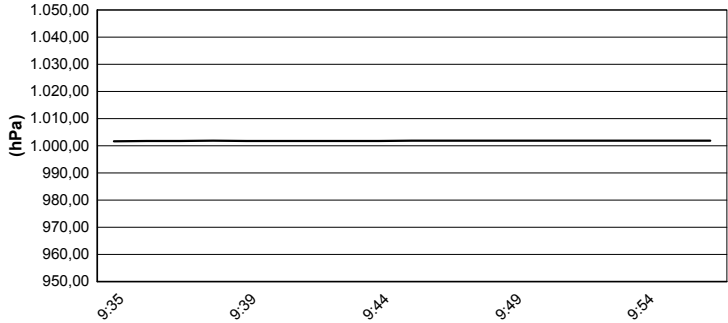
Air Temperature



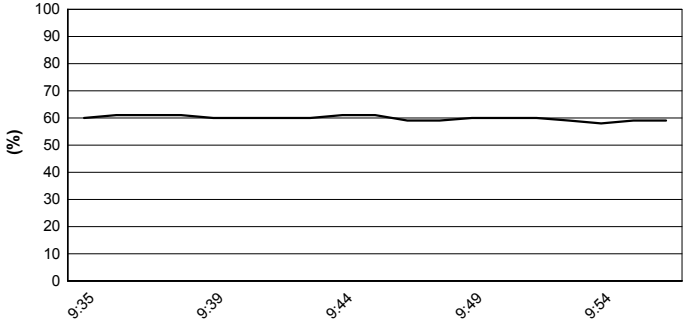
Track Temperature



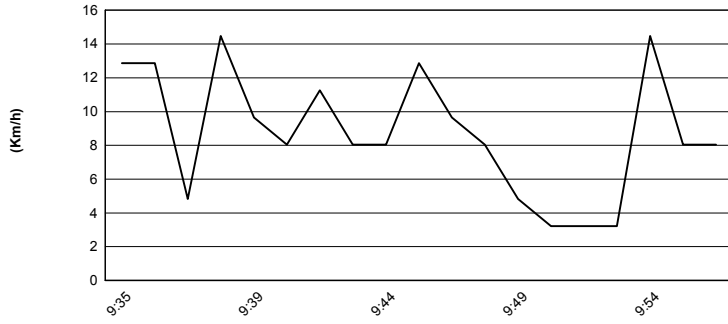
Air Pressure



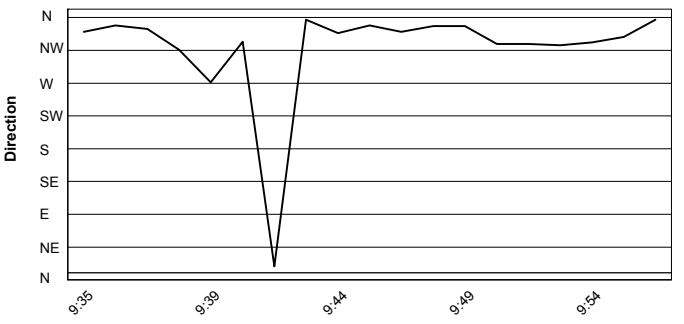
Humidity



Wind Speed



Wind Direction



06/04/2019

These data/results cannot be reproduced, stored and/or transmitted in whole or in part by any manner of electronic, mechanical, photocopying, recording, broadcasting or otherwise now known or herein after developed without the previous express consent by the copyright owner, except for reproduction in daily press and regular printed publications on sale to the public within 60 days of the event related to those data/results and always provided that copyright symbol appears together as follows below.

© DORNA WSBK ORGANIZATION Srl 2019

